

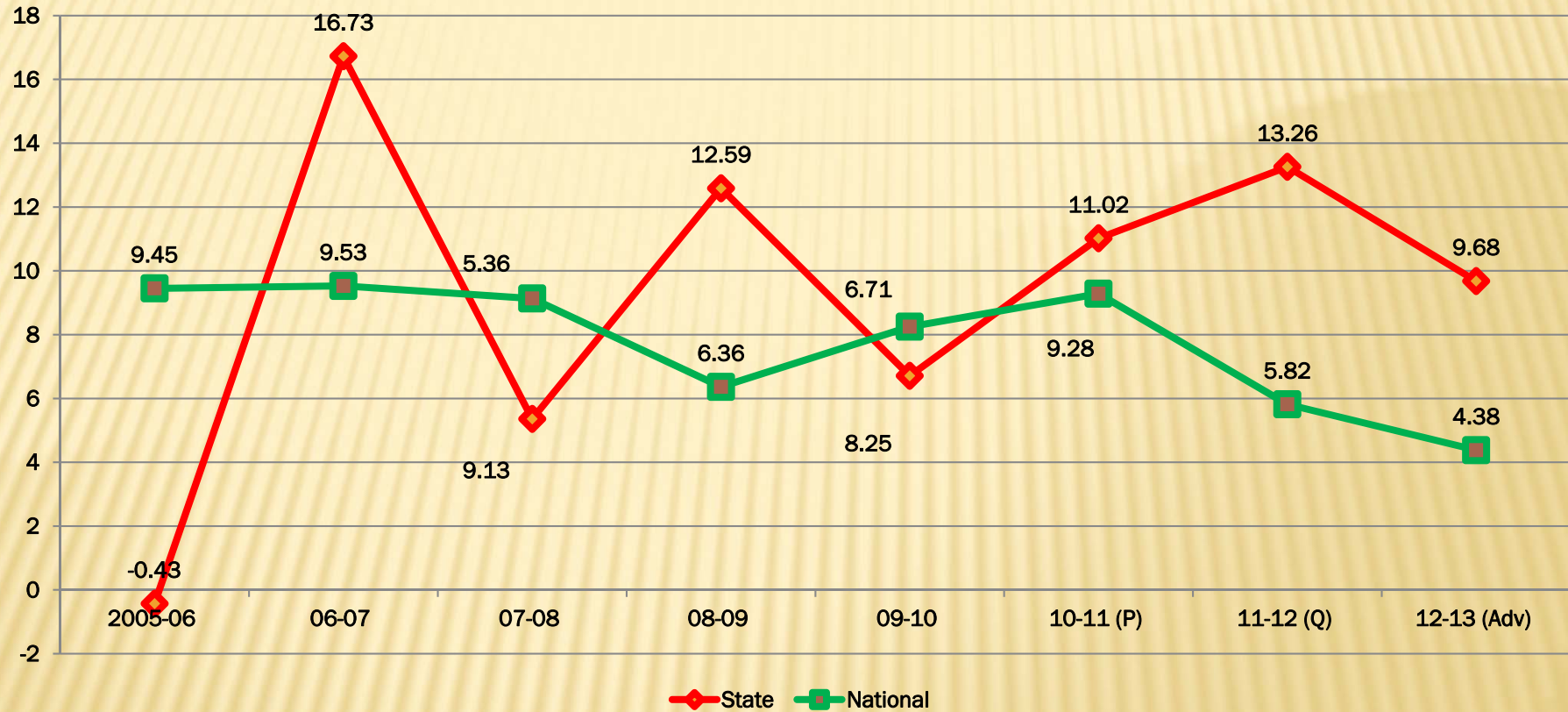


ANNUAL PLAN

(2013-14)

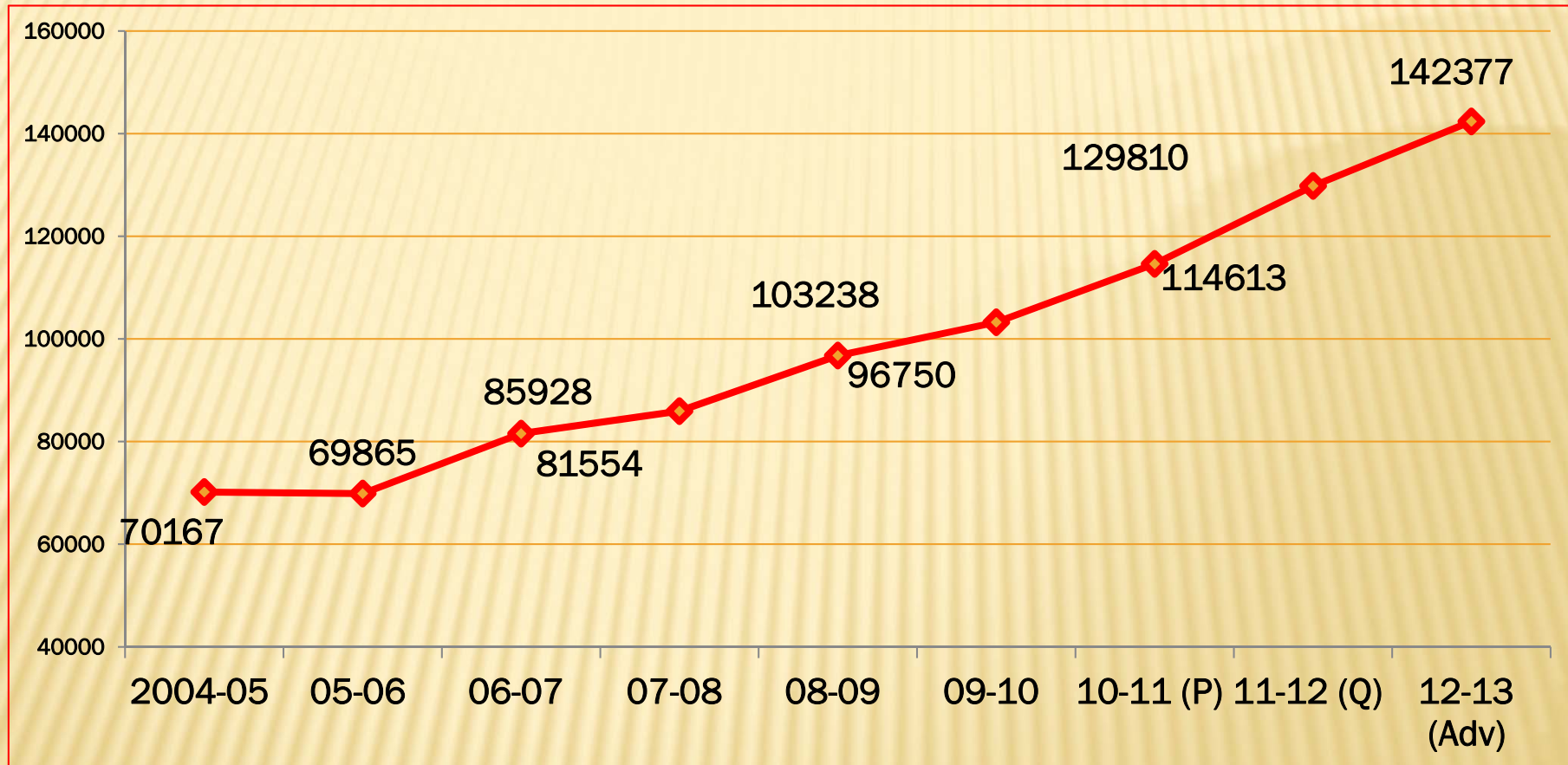
GOVERNMENT OF BIHAR
15 MAY, 2013

GROWTH RATE (%) OF NSDP AT CONSTANT PRICE 2004-05



The state is showing high growth rate in NSDP.

NET STATE DOMESTIC PRODUCT (IN CR)



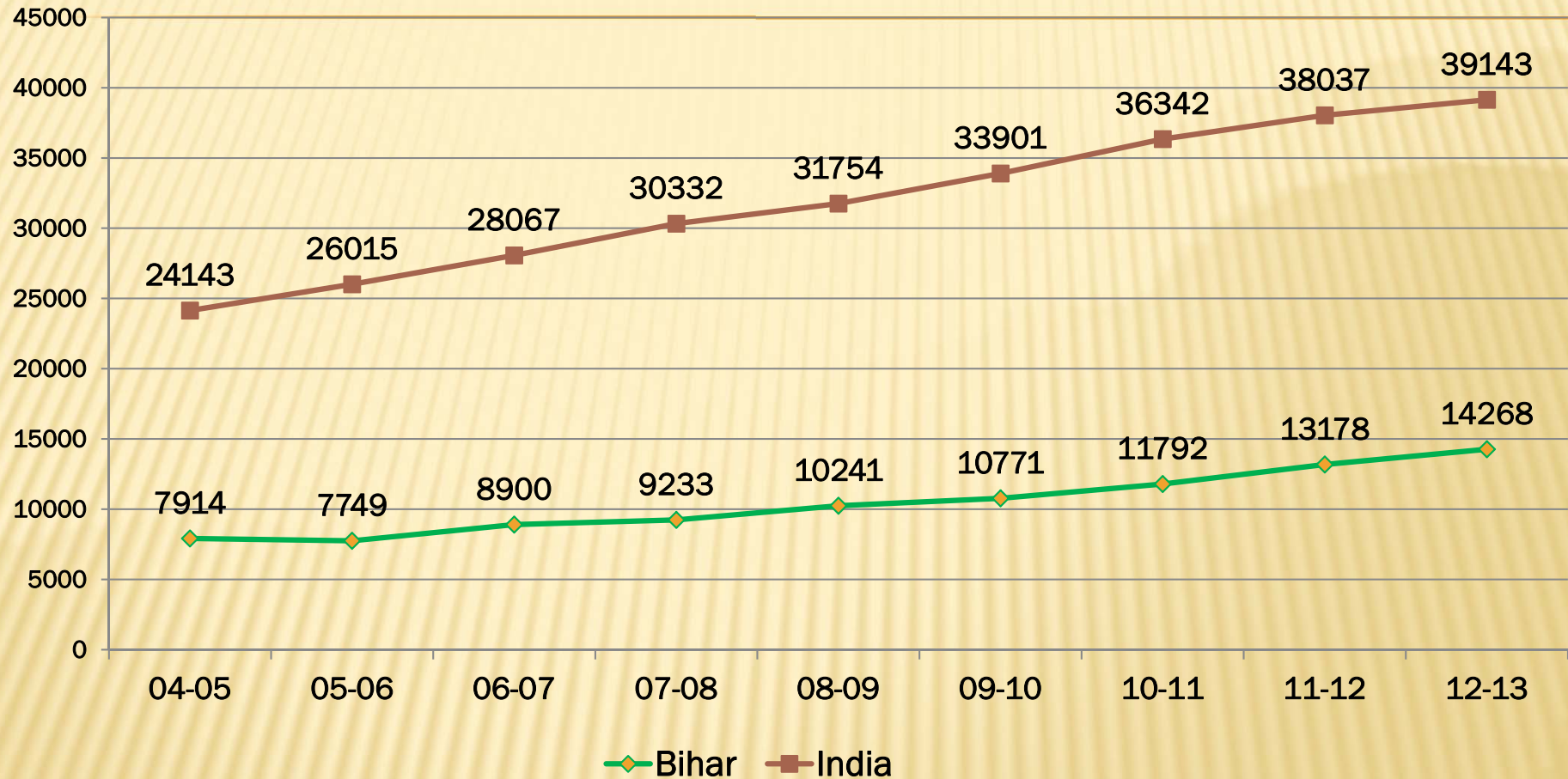
Since 2004-05, the NSDP has more than doubled.

SHARE OF NSDP (BIHAR) IN NDP IN INDIA AT 2004-05 PRICES (IN CR)

Year	NDP (Bihar)	NDP (India)	Bihar's % share in NDP
2007-08	85928	3469008	2.48
2008-09	96750	3689772	2.62
2009-10	103238	3994165	2.58
2010-11	114613	4364952	2.63
2011-12	129810	4618809	2.81
2012-13	142377	4821126	2.95

The contribution of NSDP (Bihar) in NDP (India) is gradually increasing. However, there is a long way to go to reach to the level of share of population in the country (8%).

PER CAPITA NET INCOME AT CONSTANT PRICE 2004-05 (RS)



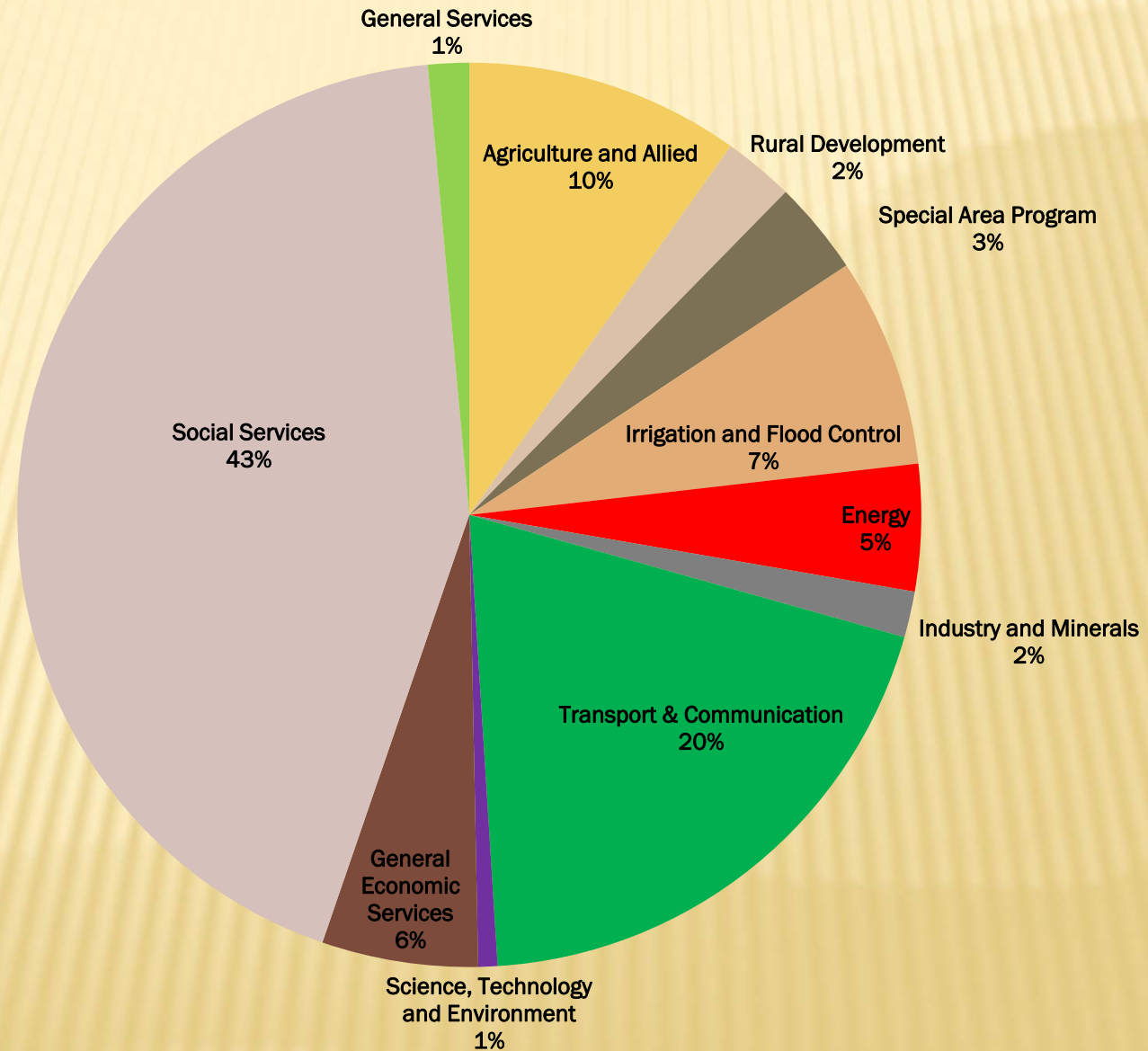
The gap between national and state per capita income has started showing a downward trend for last few years. However, even at the present rate of high growth, it will take more than 25 years to catch up with the national average.

STATE PLAN EXPENDITURE

Year	State Plan (Rs Cr)	Total Expenditure (Plan+Non Plan) (Rs Cr)	%
2005-06	4379	22568	19
2006-07	8459	27136	31
2007-08	9700	31571	31
2008-09	12335	37181	33
2009-10	13998	42796	33
2010-11	18426	50704	36
2011-12	20321	60181	34
2012-13	26351	69161	37

Plan expenditure has grown more than six times since 2005-06. The share of Plan expenditure in total expenditure of the state has also grown up from 19% to 37%.

SECTOR WISE EXPENDITURE 2012-13 (IN CR)



FINANCIAL MANAGEMENT

- ✘ Full Budget passed every year except 2009 due to Parliament elections (Model code of conduct)
- ✘ Delegation of Financial Powers
- ✘ Online Computerised Treasury MIS
- ✘ Budgetary Reforms
- ✘ Continuing Tax Rationalisation

OWN TAX REVENUE & TOTAL REVENUE RECEIPTS (% OF GSDP)

Year	Own Tax Revenue	Total Revenue Receipts
2006-07	4.51	22.91
2007-08	4.94	24.82
2008-09	5.15	23.18
2009-10	5.96	21.69
2010-11	5.38	22.06
2010-12	5.34	20.31
2012-13	6.73	22.72

Own Tax Revenue has been growing. Total Revenue Receipts has been maintained between 22 to 25 percent.

FISCAL DEFICIT (% OF GSDP)

Year	Bihar
2006-07	3.00
2007-08	1.50
2008-09	1.76
2009-10	3.22
2010-11	1.97
2010-12 (RE)	2.34
2012-13 (BE)	2.87

State has consistently managed to curb fiscal deficit below 3% of GSDP

CD RATIO

Year	All India	Bihar
2006-07	57	33.81
2007-08	74	32.35
2008-09	73	28.96
2009-10	73	32.13
2010-11	75.1	33.99
2011-12	78.1	36.70
2012-13	-	38.96

CD ratio continues to be very low.

BANK & POST OFFICE COVERAGE

States	Population coverage Per Branch of Post office	Population coverage Per Branch of Commercial Bank*
Karnataka	6259	27084
Kerala	6605	25564
Gujarat	6765	36618
Maharashtra	8909	44877
Bihar	11537	38689
India	7776	34231

* Source: RBI report on Scheduled Commercial Banks statistics *Based on Census 2011*

Poor infrastructure of financial institutions, such as Banks and Post offices continues to be a major cause of concern.

ANNUAL PLAN 2013-14

Component	Outlay (In Cr)	%
Proposed Outlay	34000.00	-
SCSP	5700.52	16.77
TSP	438.06	1.29

SOURCE OF FINANCING (%)

Year	2006-07	2007-08	2008-09	2009-10	2010-11	2011-12	2012-13	2013-14
State Govt Own Fund	50.58	54.83	40.69	53.24	51.02	58.89	44.73	47.28
State Govt Borrowing	20.53	17.77	33.01	24.04	21.54	18.12	29.11	27.38
Central Assistance	28.87	27.40	26.29	22.70	27.43	22.99	26.16	25.34

SECTOR WISE PROPOSED OUTLAY 2013-14

(IN LAKH)

Sectors	Outlay	Percentage
Agriculture and Allied	338331.76	9.95
Rural Development	120508.12	3.54
Special Area Program	142894	4.2
Irrigation and Flood Control	273006.78	8.03
Energy	179067.63	5.27
Industry and Minerals	45388.14	1.33
Transport & Communication	599355.42	17.63
Science, Technology and Environment	42721.59	1.26
General Economic Services	231504.03	6.81
Social Services	1380218.06	40.59
General Services	47004.47	1.38
Total	3400000.00	100.00

SPECIAL PLAN: BRGF (IN CR)

Sector/Project	Project Cost	Amount Released	Amount to be Released	Expenditure
Roads	3616.68	3596.97	19.71	3357.98
Rail-cum-Road Bridge	1240.09	1119.00	121.09	840.00
Power	3785.98	3235.94	550.04	2937.94
Irrigation	684.78	684.78	0.00	464.81
Others	1154.34	659.39	494.95	543.39
Total	10481.87	9296.08	1185.79	8144.12

12000 Cr approved by Gol for 12th FYP

Amount needed: 1185 Cr ongoing +1290 Cr Committed on approach road to Digha bridge

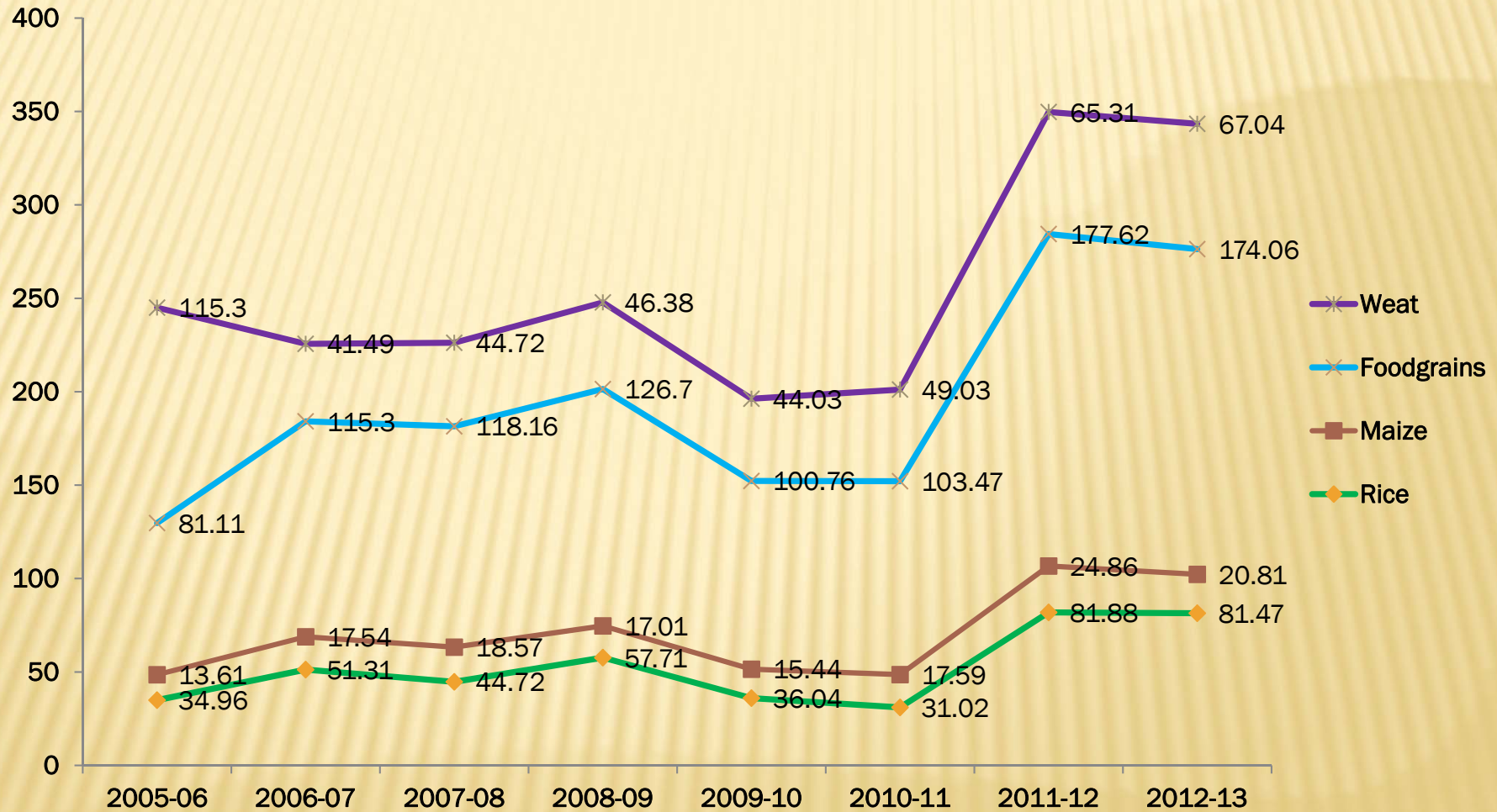
SPECIAL PLAN: BRGF (IN CR)

Proposed Projects	Project Cost
Strengthening of Power distribution system and removal of distribution constraints Phase-I	2,484.24
Strengthening of Power distribution system and removal of distribution constraints - Phase-II	3448.50
Strengthening of Sub-Transmission system in Bihar:Phase-II Extension	472.53
Strengthening of Transmission System of Bihar – Phase-III	1721.61
Full Scale Electrification of villages of 11 Districts Sanctioned by MoP/REC under RGGVY	837.62
Rural Roads	3130.5
Total	12095

AGRICULTURE ROAD MAP (2012-22)

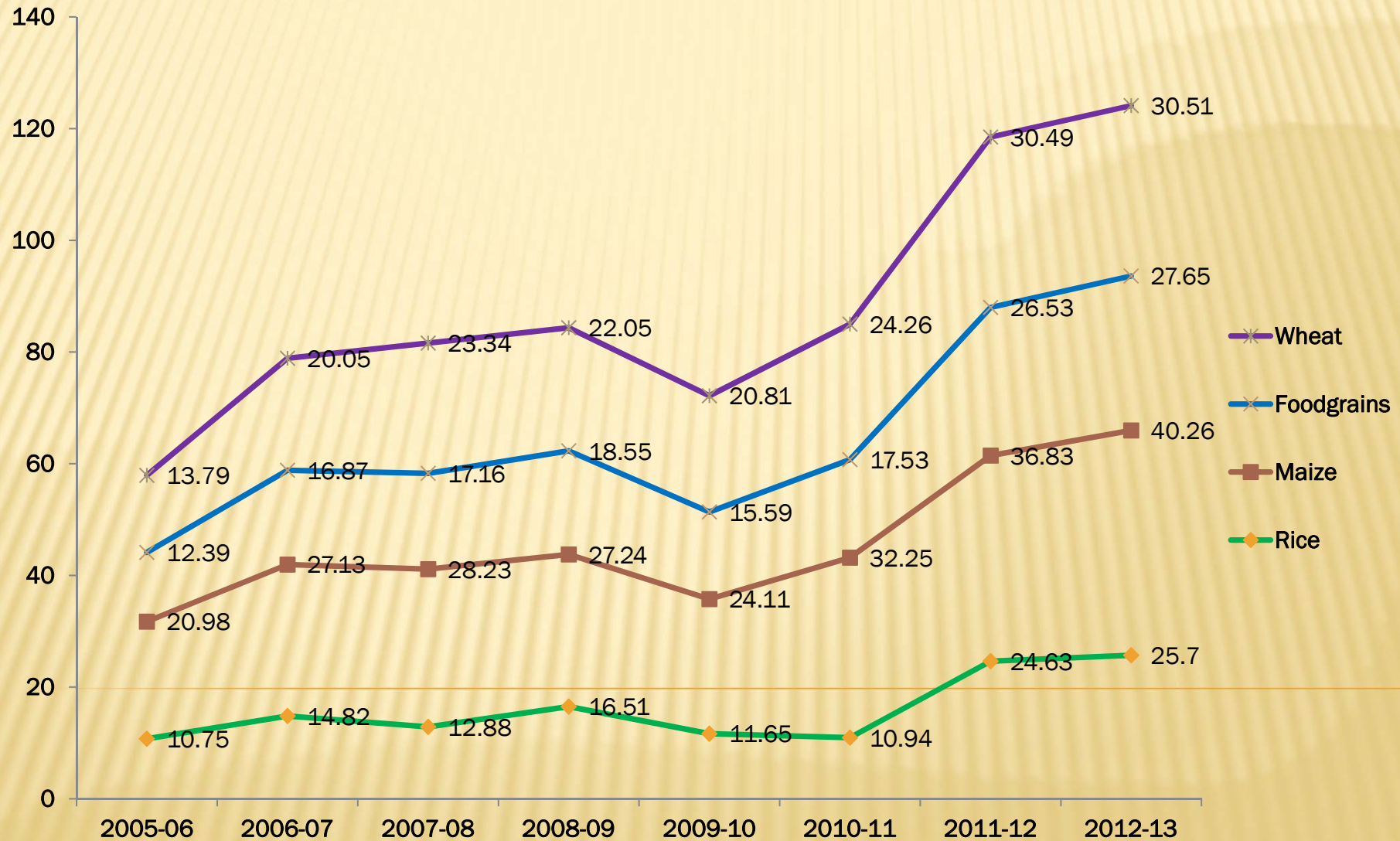
- Rainbow Revolution
 - covering agriculture, horticulture, forestry sugarcane, fishery, poultry and animal husbandry
- Exploitation of irrigation potential
 - Major, Medium and Minor
- Road connectivity
- Separate feeder for electricity
- SRI Programme for higher productivity
- Save Orchard Campaign
- Green Manuring
- Dry and Cold Storage
- Climate Change Intervention
- Agriculture Marketing
- Prepared and monitored under special Cabinet sub committee
- Total Requirement of Fund 1,50,600 Crores

AGRICULTURAL GROWTH: PRODUCTION



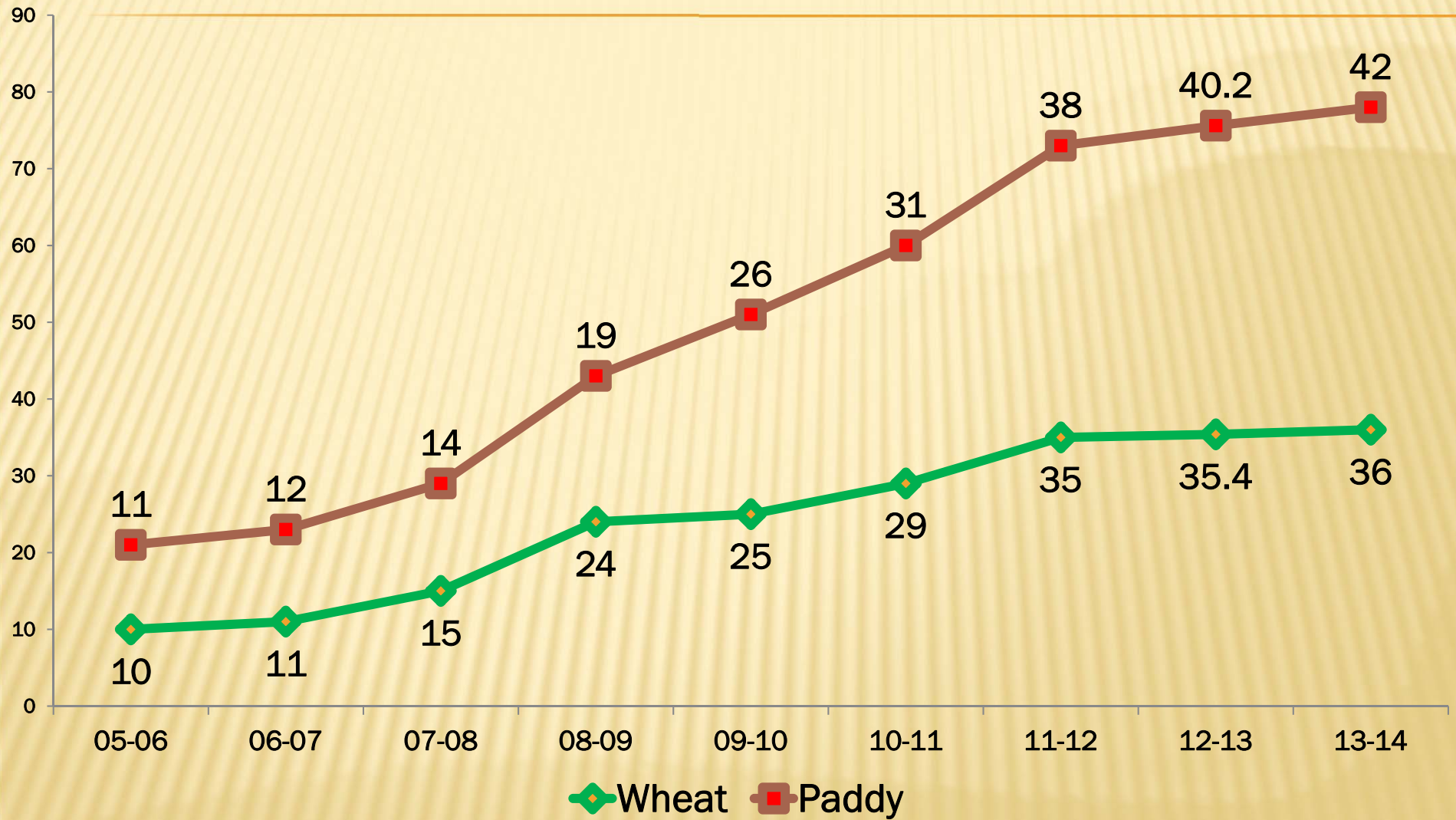
Source : 2005-06 - 2011-12 - Department of Statistics, 2012-13 - Third Advance Estimates by Department of Statistics, 2013-14 (Target) - Department of Agriculture

PRODUCTIVITY OF MAJOR CROPS (IN QTL/HA.)



Since 2005-06 productivity has more than doubled in all major crops..

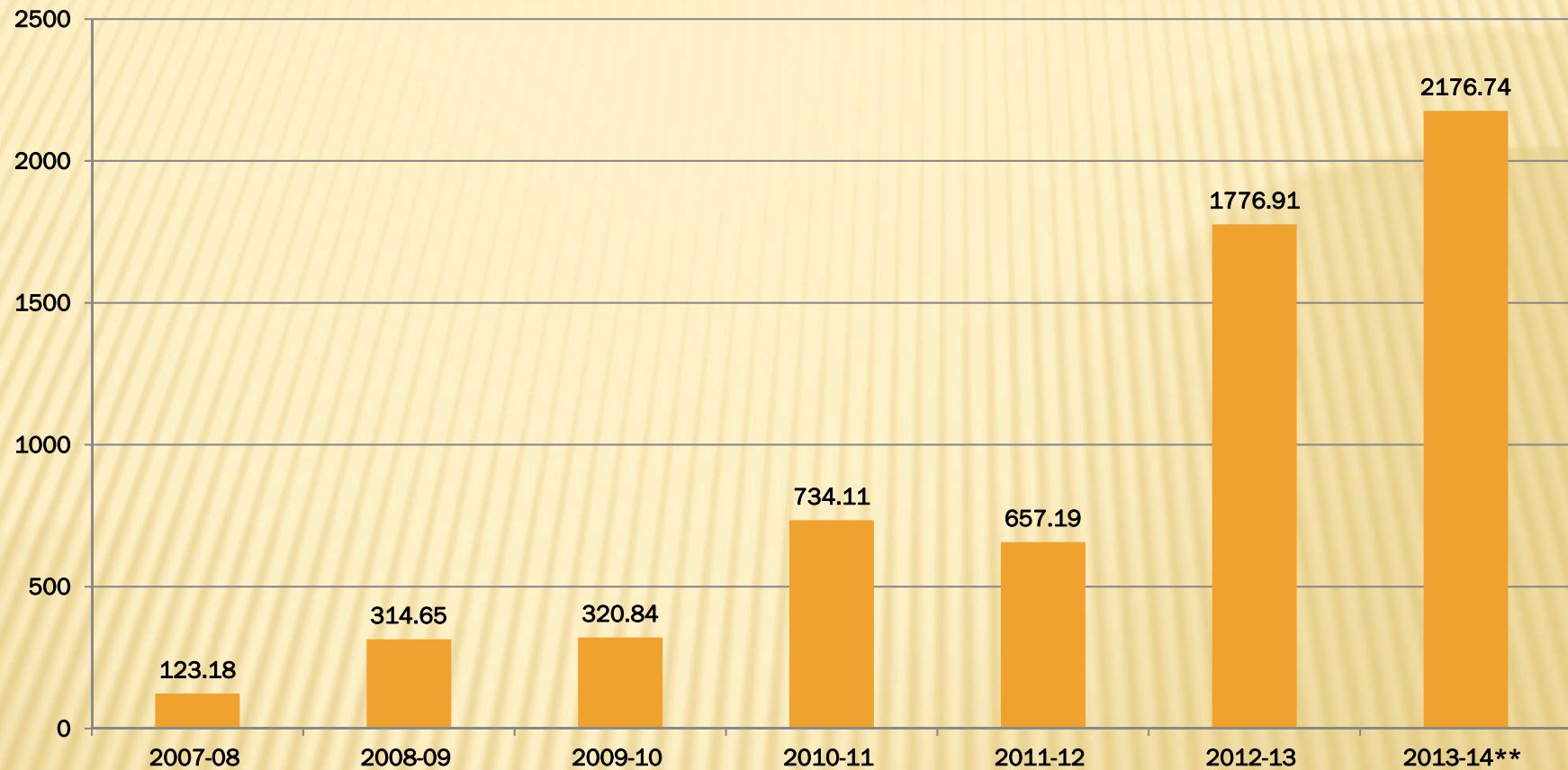
SUCCESS STORIES: SEED REPLACEMENT RATE(%)



2005 to 2012-Actual 2013- Target

AGRICULTURE GROWTH...CONTD

Plan Expenditure on Agriculture (Rs. in Crore)



**** Outlay**

- ✘ RKVY allocation to take care of Garma and Kharif
- ✘ Annual allocation should be based on Calendar year.
- ✘ Enhancement needed in resource allocation as per the requirement of Agriculture Road Map

MISSION MANAV VIKAS

- ✘ A strategic initiative for all round human development to ensure “Life with dignity” to the people of the state
- ✘ State Level Monitoring Committee (SLMC) as Cabinet Sub-Committee formed under the chairmanship of Chief Minister .
- ✘ Roadmap for 20 Indicators/Themes under preparation.

MISSION MANAV VIKAS

1. Sex Ratio
2. Child Marriage
3. Life expectancy at birth
4. Infant/Child Mortality Rate
5. Malnutrition
6. Maternal Mortality Rate
7. Anaemia among adolescent girls
8. Total Fertility Rate
9. Gross Enrolment Ratio
10. Pupil-Teacher Ratio
11. Student-Classroom Ratio
12. Drop-out Rate
13. Basic Education
14. Skill Development
15. Safe Drinking Water
16. Sanitation
17. Poverty Alleviation (Development of SHG)
18. Protection of Weaker & Extremely Poor Sections
19. Culture and Sports
20. Information and Communication

EDUCATION – THE TURNAROUND

Major Parameters	Status 2005	Status 2012-13
Schools (Govt. & Aided)	52112	73591
Enrolment (Govt. & Aided)	14079124	20815632
Annual Average Drop Out (Primary)	11.36	5.71
Teachers (Including Aided)	146448	360081
Pupil Teacher Ratio (PTR)	96	58
Student Classroom Ratio (SCR)	95	61
School Buildings – Available	49575	61489
School Buildings – In Progress	-	4108
Classrooms – Available	143027	332762
Classrooms – In progress	-	104641
Common Toilets – Available	27227	55919
Common Toilets – In Progress	-	161
Separate Girls Toilets – Available	8292	48627
Separate Girls Toilets – In Progress	-	8221
Drinking Water	49050	65480

RTE: GAPS & CONSTRAINTS

Indicators	Present Status	Gap
Teacher (Govt.)	349871	296973
Schools (Including Govt. Aided)	73591	1896
New Primary School Building	15439	5980
Classrooms	332762	181351
Trained Teachers (Govt)	154634	195237
Common Toilets	55919	17672
Separate Girls Toilets	48627	24964
Teachers Recruitment	Teachers Eligibility Test organised and result published ; recruitment under way	

Additional fund needed to comply RTE provisions

Land - a big constraint

Teachers training to be strengthened

SECONDARY EDUCATION

	Present Status	Requirement
Teachers Sanctioned (Secondary)	34233	-
Teachers Working (Secondary)	26556	62000
Schools	3287	5000

- 1000 new schools planned every year.
- One High School in Every Panchayat

IMPROVEMENT IN KEY HEALTH INDICATORS

Indicators	2005		2011	
	Bihar	India	Bihar	India
IMR	61	58	44	44
MMR	312	254	261	212
TFR	3.9	2.7	3.6	2.4
NMR	32	37	29	31
CBR	30.4	23.8	27.7	21.8
CDR	8.1	7.6	6.8	7.1

STATUS OF HEALTH SERVICE INDICATORS

Indicators	2005	2010	2012
Full Immunization	18.6%	66.8%	66.8%
Monthly OPD	39	4500-5500	8500
Sterilization	1.62 Lakhs (2006-2007)	5.16 Lakhs	5.51 Lakhs
IUD Insertions	0.33 Lakhs (2006-2007)	3.45 Lakhs	3.46 Lakhs
Institutional Deliveries	1.12 Lakhs	13.85 Lakhs	14.32 Lakhs
3 ANCs	32% (2007-2008)	52% (2010-11)	54.47%

Support needed for setting up medical colleges as per required norms of one medical College per 50 lacs population (Present status 13, Required 20).

WOMEN EMPOWERMENT : MAJOR INITIATIVES

- ✘ 50% seats reserved for women in three-tier Panchayati Raj institutions and urban local bodies
- ✘ 50% seats have been reserved for women in Primary Agriculture Cooperatives
- ✘ 50% seats reserved for women in Elementary Schools teachers
- ✘ 35% reservation in police forces.
- ✘ Mukhya Mantri Nari Shakti Yojana
 - + An integrated scheme for social economic and cultural empowerment of women
- ✘ Mukhya Mantri Kanya Suraksha Yojana:
 - + To discourage female foeticide, increase sex ratio and to prevent the incidences of child marriage
- ✘ Mukhya Mantri Kanya Vivah Yojana
 - + To promote marriage registration & decrease child marriage
- ✘ Laxmi Bai Samajik Suraksha Yojana
 - + To provide financial assistance to widow women of families having annual income less than Rs 60000

MINORITY DEVELOPMENT : MAJOR INITIATIVES

- ✘ Incentive of Rs.10,000/- to students securing first division in class X
 - + Number of students supported went up to 25000 (2012) from 2627 (2007)
- ✘ Well equipped hostels for boys and girls
- ✘ Education and employment loan on soft rates of interest
- ✘ Innovative coaching and training schemes like for constables' recruitment, plastic technology (through CIPET) and high quality tailoring (Raymond's training center, to start shortly)

SC ST : MAJOR INITIATIVES

- ✘ Mahadalit Vikas Mission Constituted
- ✘ Tharu Development Scheme
- ✘ Land for house sites
- ✘ Universal Scholarships from elementary School level
- ✘ Dasarath Manjhi Kaushal Prashikshan Programme
- ✘ Incentive of Rs.10,000/- to students securing first division in class X
- ✘ Residential Schools and hostels for boys and girls
- ✘ Assistance for Transistors to Mahadalit families
- ✘ Assistance for toilet construction for Mahadalit families

WATER RESOURCES

✘ Major, Medium & Minor Irrigation Sector

✓ Ultimate Irrigation Potential-	53.53 Lha
✓ Created Irrigation Potential (till 3/13)	29.14 Lha
✓ Irrigation Potential Utilised during 2012-13	17.58 Lha
✓ Minor Irrigation – irrigation potential created till 2012-13	1.29 Lha
Irrigation Potential available from Ground water	= 25.88 Lha

✘ Flood Control Sector

✓ Flood Prone Area in Bihar	68.80 LHa
✓ Flood Area protected till 3/13	30.36 LHa
✓ AE works completed before Flood 2012	371 Nos
✓ AE works under progress before Flood 2013	420 Nos
✓ Length of Embankments (till 3/13) -	3649.16 Km
✓ Renovation of Zamindari Bundhs till 3/13	2132.13 Km

CONCERNS

- ✘ Need to relax 1:1 norm for inclusion of new Irrigation Schemes under AIBP
- ✘ Immediate release of Central Share (213-14) for irrigation, Flood control & CADWM schemes under AIBP. Provision for release of central share for previous years for the same.
- ✘ Need to reconcile the numbers of flood prone districts as per data with MoWR (15) and the GoB (28) for availing 90% Central Assistance.
- ✘ Simplify mode of approval of schemes under FMP..
 - (a) 90% of the Central Assistance should be released in the first installment.
 - (b) Cost overrun in course of execution should be allowed based on the merit of the case.

..... Contd

CONCERN CONT.....

- + Inter-state issues related to Indrapuri, Batane, North Koel and Tilaiya Diversion Scheme to be resolved for early clearance and execution.
- + Tribunal to be set up for sharing of Sone water as per Court order.
- × Criteria for central assistance such as (a) Estimated cost more than 100 crores (b) BC ratio 2:1 needs to be rationalised.
- × Financial support needed for 7.5 lakh nos. of Private Tube wells to be installed to create Irrigation Potential of 23.375 lakh Hectare under proposed "Bihar Shatabdi Niji Nalkup Yojna".

ENERGY - ACHIEVEMENTS

- ✘ Bihar State Electricity Board has been unbundled into 5 companies
- ✘ Bihar Grid Company, a joint venture company of Bihar State Power (Holding) Company Ltd and Power Grid Corporation Of India Ltd, constituted to take up the works of strengthening and augmentation of transmission system in Bihar.
- ✘ Buxar Bijlee Company Ltd, to set up 2x660 MW thermal power project at Chausa, Buxar.
- ✘ Renovation, Modernization & Extension work of BTPS and MTPS .
- ✘ 23548 kms of old and dilapidated conductors changed for improving safety.
- ✘ Rapid replacement of burnt/defective transformers within 24 hrs and 72 hrs. in urban & rural area

ROADS CONSTRUCTED FROM 2006-07 UPTO MARCH-13

(LENGTH IN KM)

YEAR	NH			SH			MDR	TOTAL
	NHO	STATE FUND	TOTAL	RSVY	ADB	TOTAL		
2006-07	337.00	436.00	773.00	-	-	0.00	210.00	983.00
2007-08	191.00	510.00	701.00	-	-	0.00	1212.00	1913.00
2008-09	216.00	364.59	580.59	542.67	-	542.67	1983.00	3106.26
2009-10	378.17	297.66	675.83	921.63	6.42	928.05	1870.00	3473.88
2010-11	383.35	516.16	899.51	367.88	212.97	580.85	1410.00	2890.36
2011-12	198.19	24.87	223.06	130.50	382.10	512.60	1293.18	2028.84
2012-13	137.15	48.75	185.90	59.82	45.47	105.29	1156.79	1447.98
TOTAL	1840.86	2198.03	4038.89	2022.50	646.96	2669.46	9134.97	15843.32

PPP PROJECTS

In Progress

- ✘ Greenfield Bridge Across River Ganges at Bakhtiyarpur (NH-31) (5.55 Kms bridge, 45 Km Road, Rs 1502 Cr)
- ✘ Development of Rajauli-Bakhtiyarpur Section of NH-31 to Four Lane (107.15 Kms, Rs.847.1 Cr.)
- ✘ Ara-Mohania Road (NH30) (116.76 Kms, Rs. 917 Cr.)

In Pipeline

- ✘ North-South Express Corridor(4-Lane, Length:115 km)
- ✘ Hajrat vaishali Road (4-Lane, Length : 65 km)
- ✘ Six Lane Suspension/Cable Green Field Bridge from Kacchi Dargah (NH-30) to Bidupur in Vaishali (NH-103) (4km bridge in two stretch along with 16 km approach road)

RURAL ROADS

Total Rural Road Length - 1,22,598 km

Taken up under PMGSY - 38,000 km

(a) Constructed - 25,000 km

(b) Ongoing schemes - 13,000 km

Eligible under PMGSY - 17000Km

(a) Non-IAP districts (500 and above population) - 7,165 km

(b) 11 IAP districts (250 and above population) - 9,835 km

(c) Fund Required (@70.00 lakh per kms) - 11900 Crs

Taken up under State Schemes - 16,500 km

(a) Constructed - 11,500 km

(b) Ongoing schemes - 5,000 km

Presently Non Eligible in PMGSY

(a) 27 Non IAP District (250-499 population) - 37,908 km

a) Fund Required @ 70 lakhs - 26536 Crs

(b) Rest to be constructed (less than 250 Population) - 13190 Km

BIHAR RIGHT TO PUBLIC SERVICES ACT, 2011

- ✘ To provide delivery of notified public services to the people within the stipulated time limit (52 Services notified)
 1. Designated Public Servant to provide every notified services
 2. Mandatory Acknowledgement receipt
 3. Provision for appeal at two level in case of delay/ denial
 4. Implementation and monitoring through “Adhikar” software
 5. Penal provision in case of wrong full delay/ denial
- ✘ Total number of Application Received till date – 4.28 cr
- ✘ Total number of Application Disposed till date – 418 cr
- ✘ Services being provided through 1104 computerized RTPS Counters

OTHER INITIATIVES/CONCERNS

- ✘ Panchayat Sarkar Bhawan (Integrated complex of PRIs at Panchayat Level). Out of total 8406 Panchayats, 1830 Panchayat Sarkar Bhawan is in progress.
- ✘ **Entire cost of Panchayat Sarkar Bhawan (@82 lakhs) should be met under Rajiv Gandhi Panchayat Sashaktikaran Abhiyan by relaxing the cap of Rs. 12 lakh.**
- ✘ **Need to allocate funds under Ministry of Urban Development & Ministry of Housing & Urban Poverty alleviation based on earmarking done by Planning Commission by changing the existing procedure based on first come first serve basis**

THANKS