

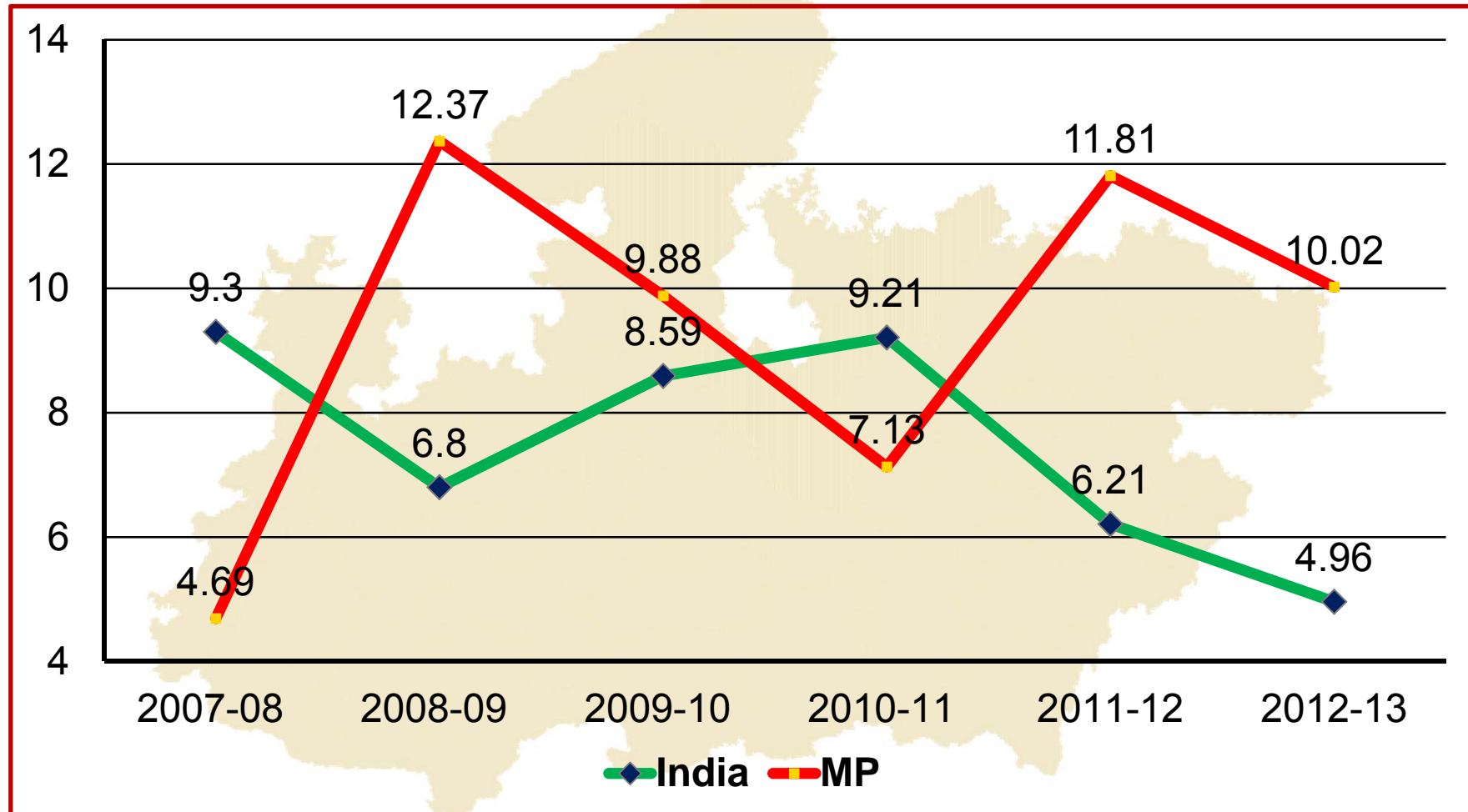


# **Madhya Pradesh Annual Plan 2013-14**

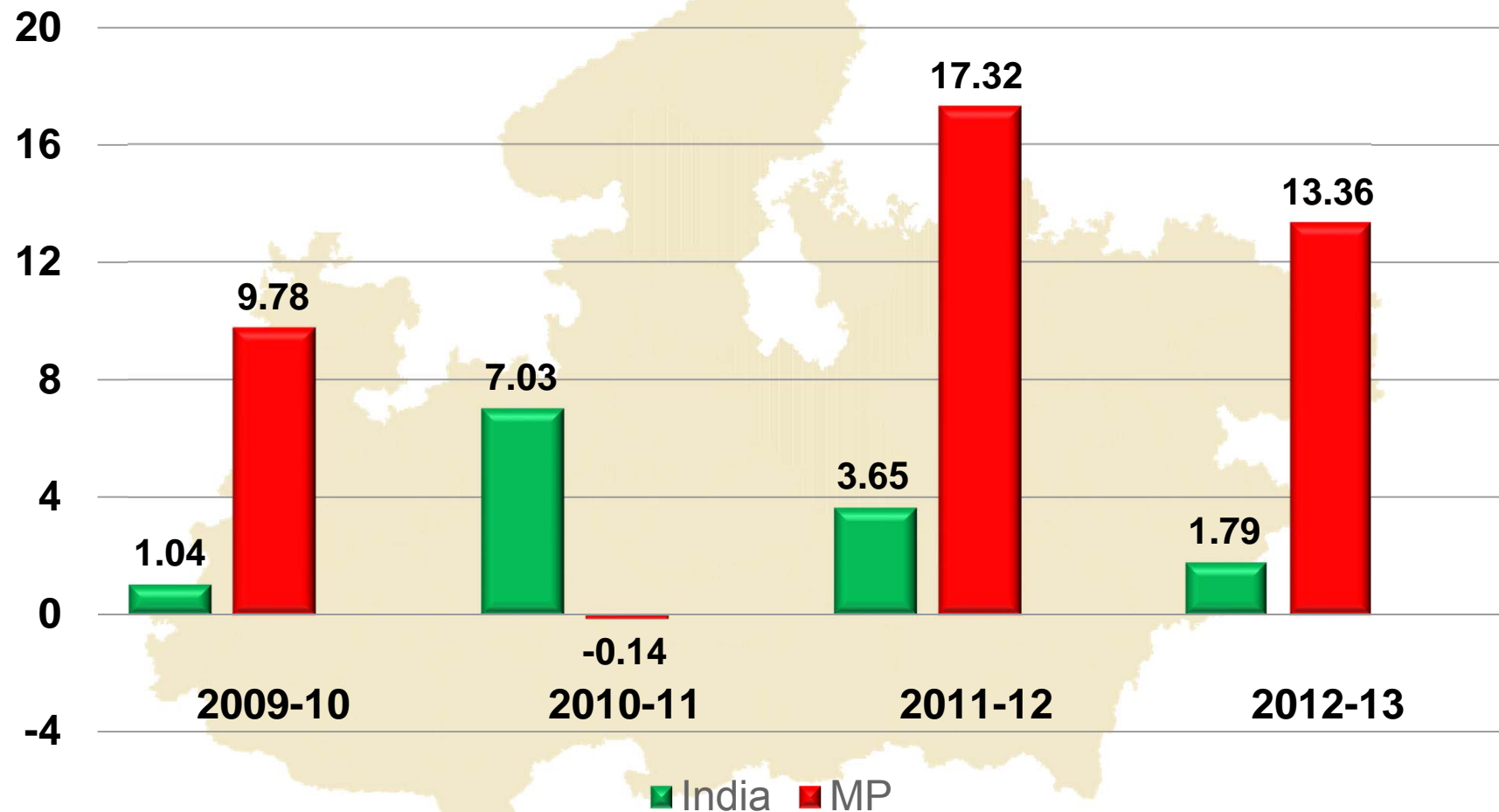
# Growth during Tenth & Eleventh Plan

Sector	X Plan (Constant Prices)	XI Plan (Constant Prices)
Primary	7.40	7.17
Secondary	8.04	9.66
Tertiary	5.30	11.70
Overall Economy	6.57	10.20

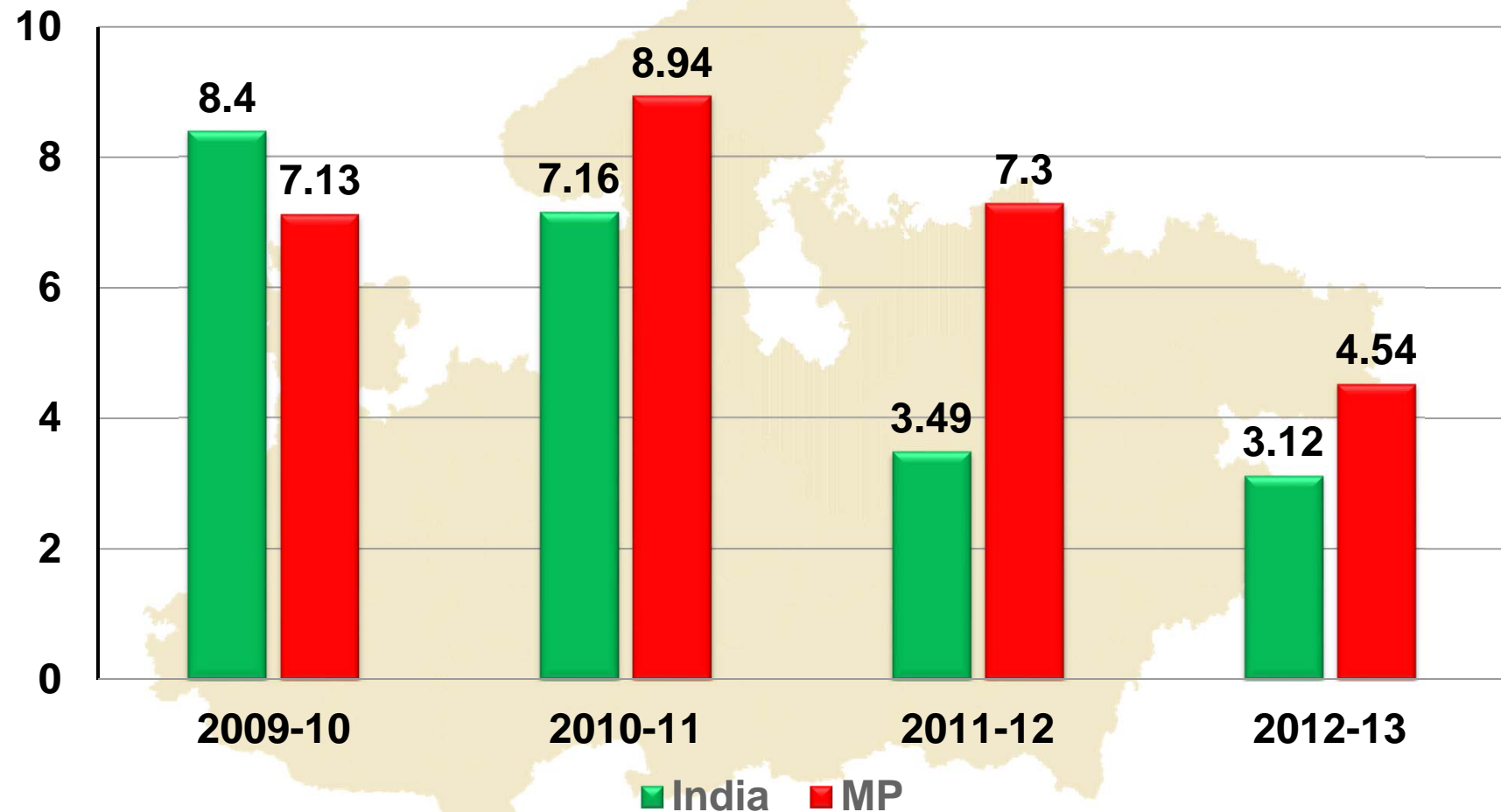
# Comparative Growth in GSDP (At Constant Prices of 2004-05)



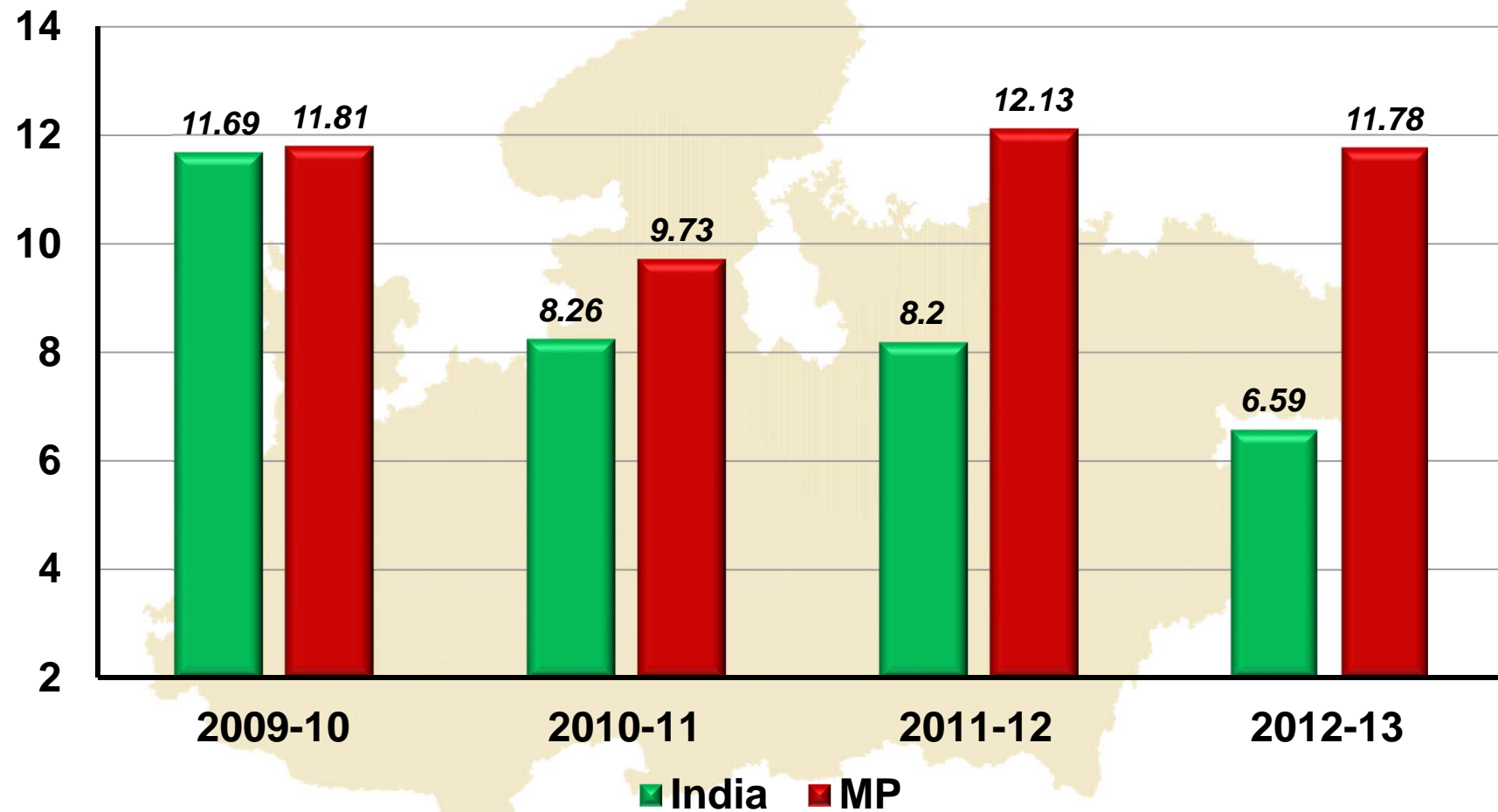
## Growth Rate in Primary Sector (At Constant Prices)



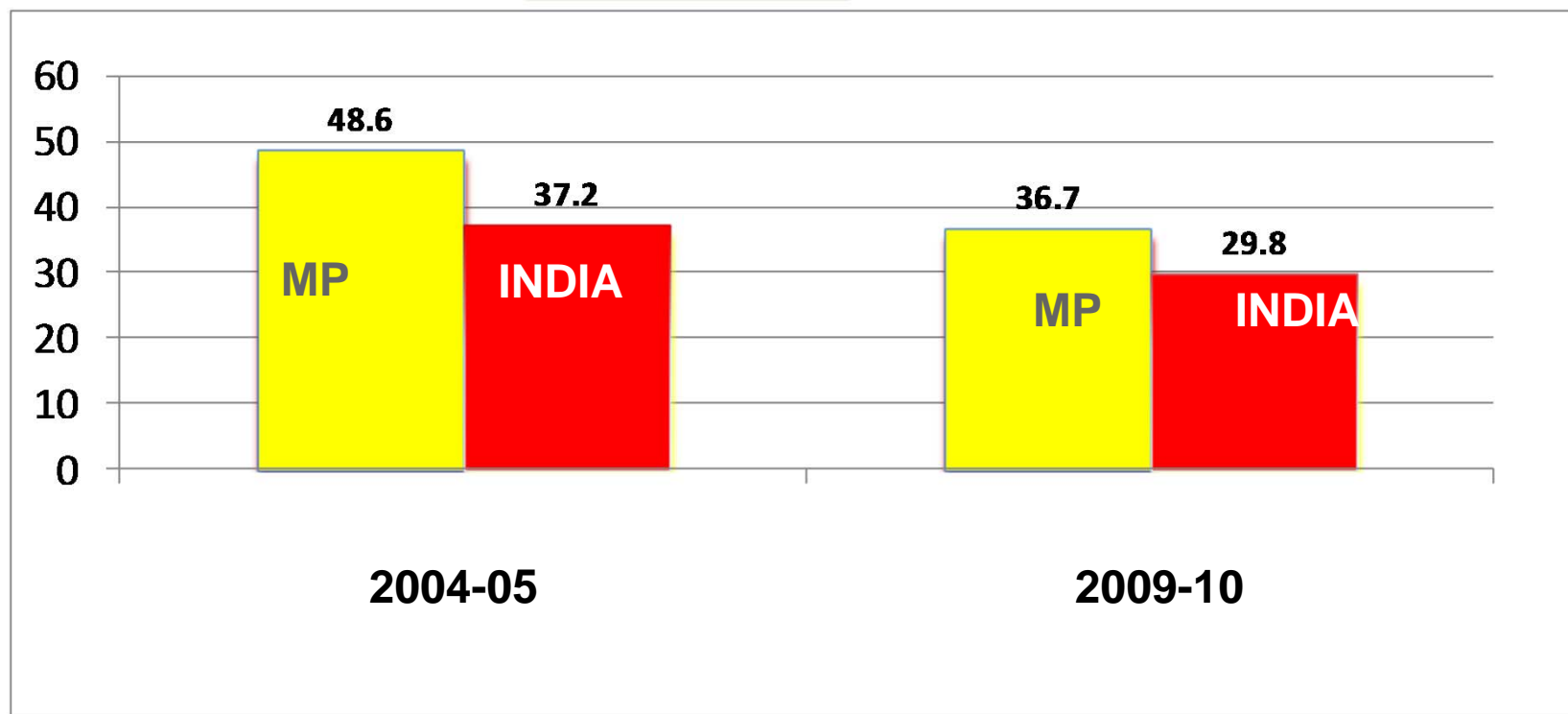
# Growth Rate in Secondary Sector (At Constant Prices)



## Growth Rate in Tertiary Sector (At Constant Prices)



# Poverty Estimates (M.P And All India)





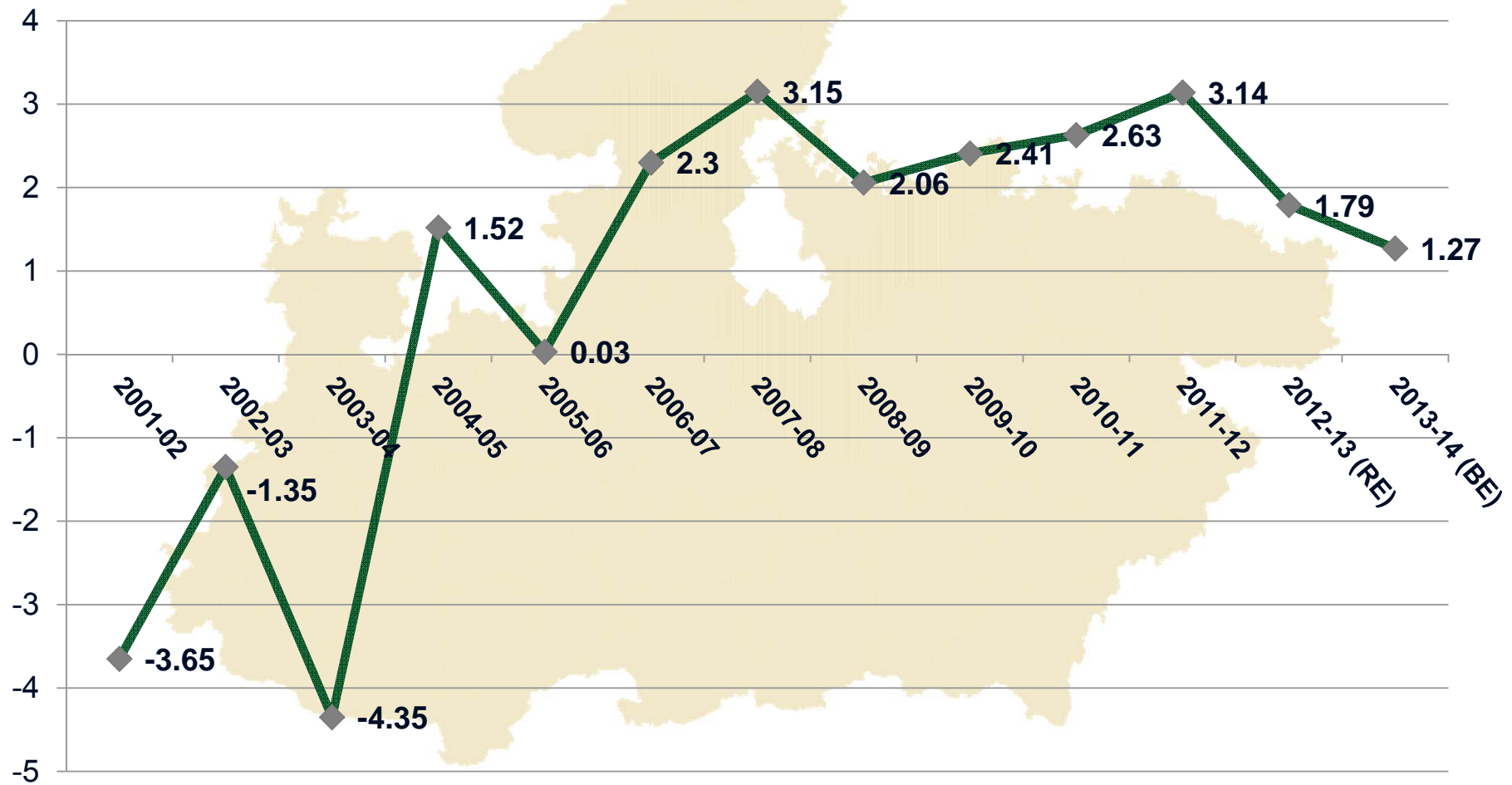
---



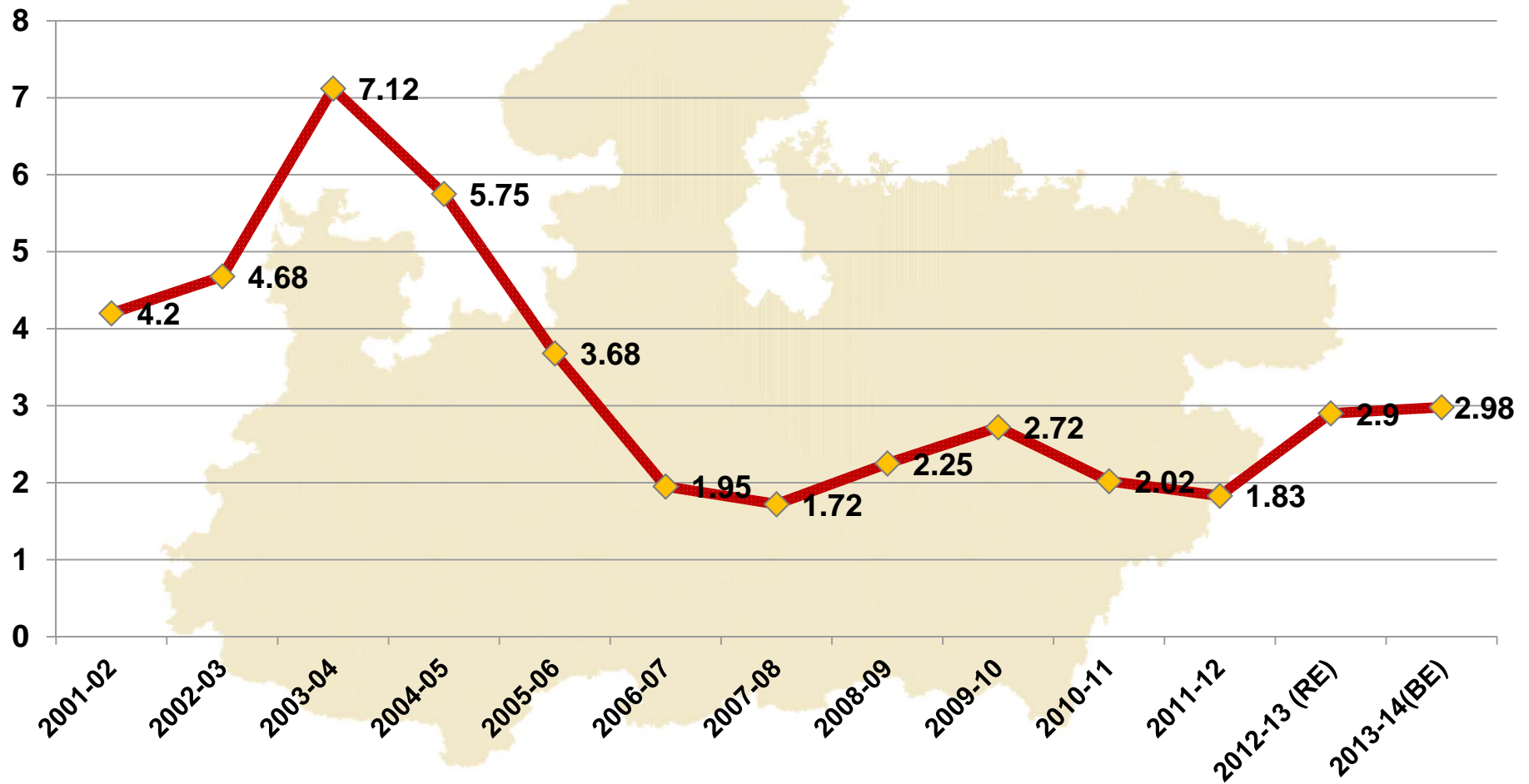
# Financial Performance



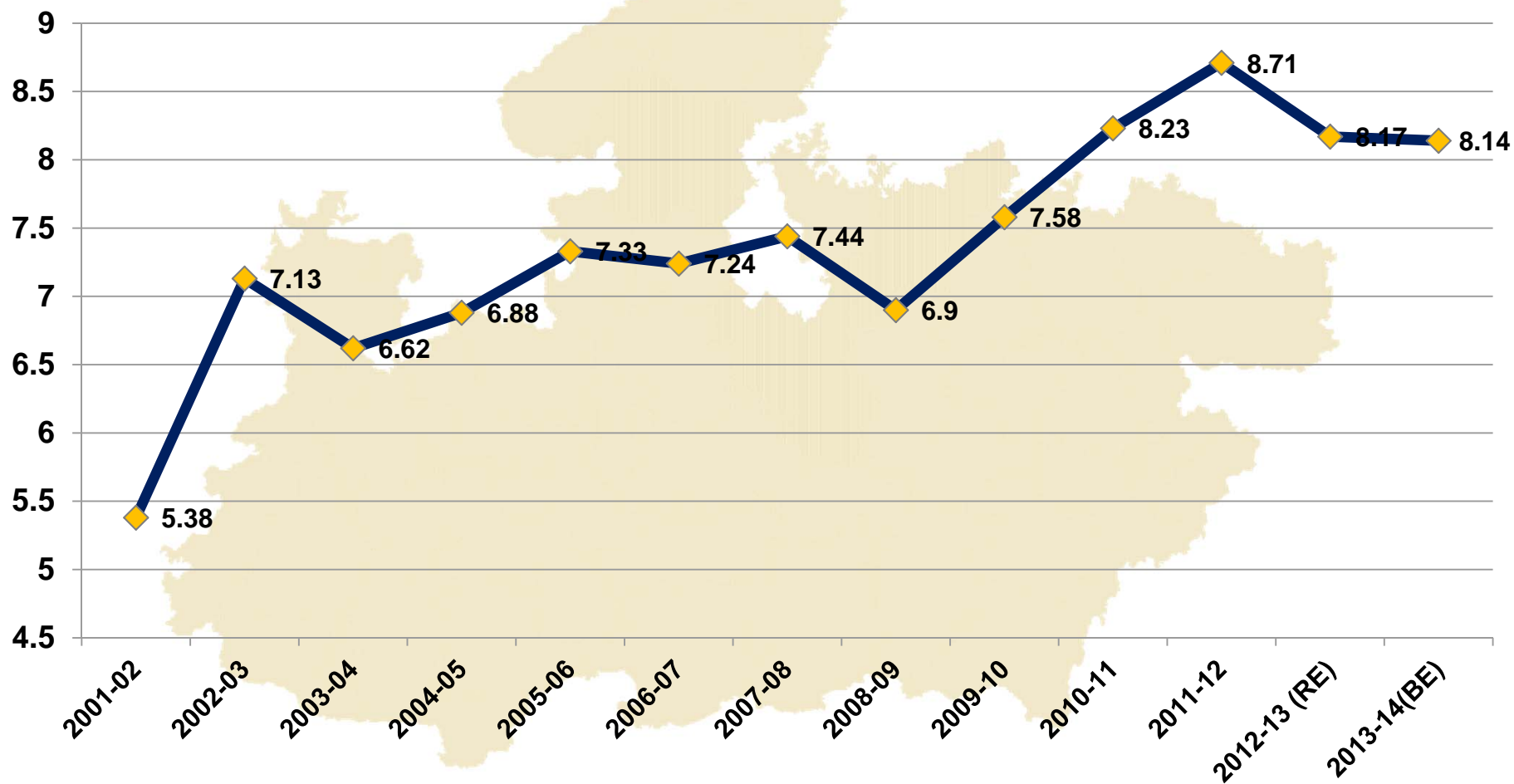
# Revenue Surplus as % of GSDP



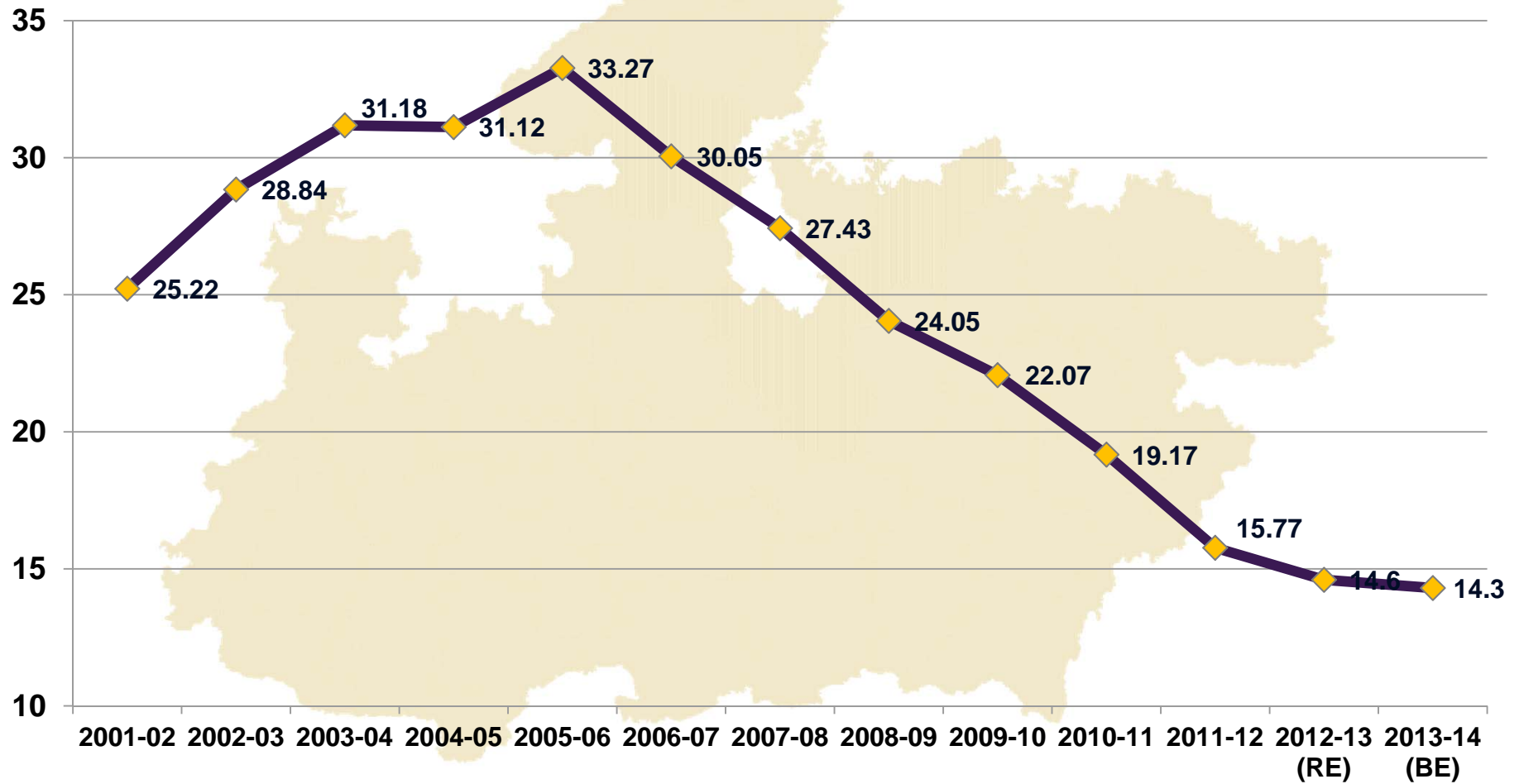
# Fiscal Deficit as % of GSDP



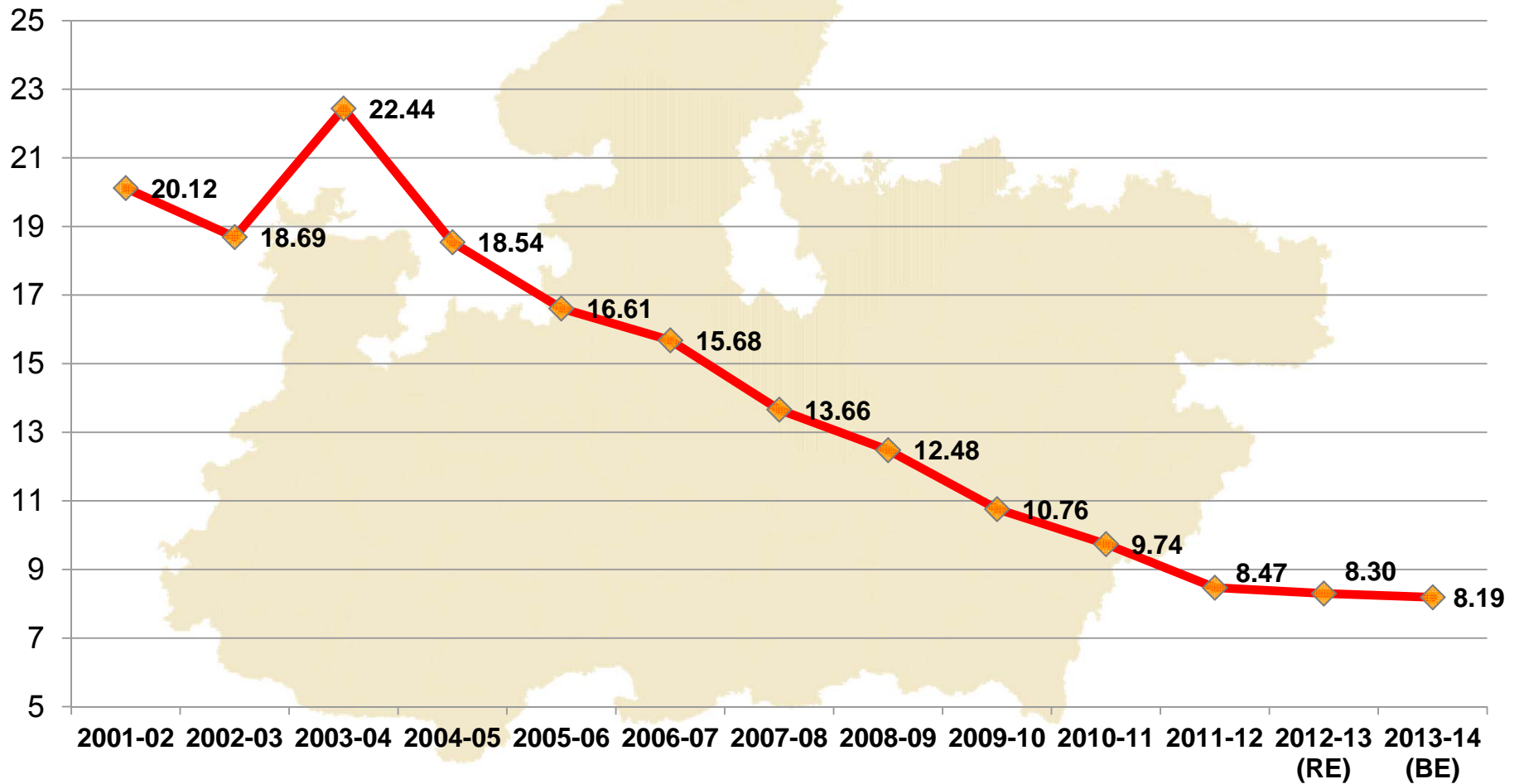
# Own Tax Revenue as % of GSDP



# Net Debt as % of GSDP



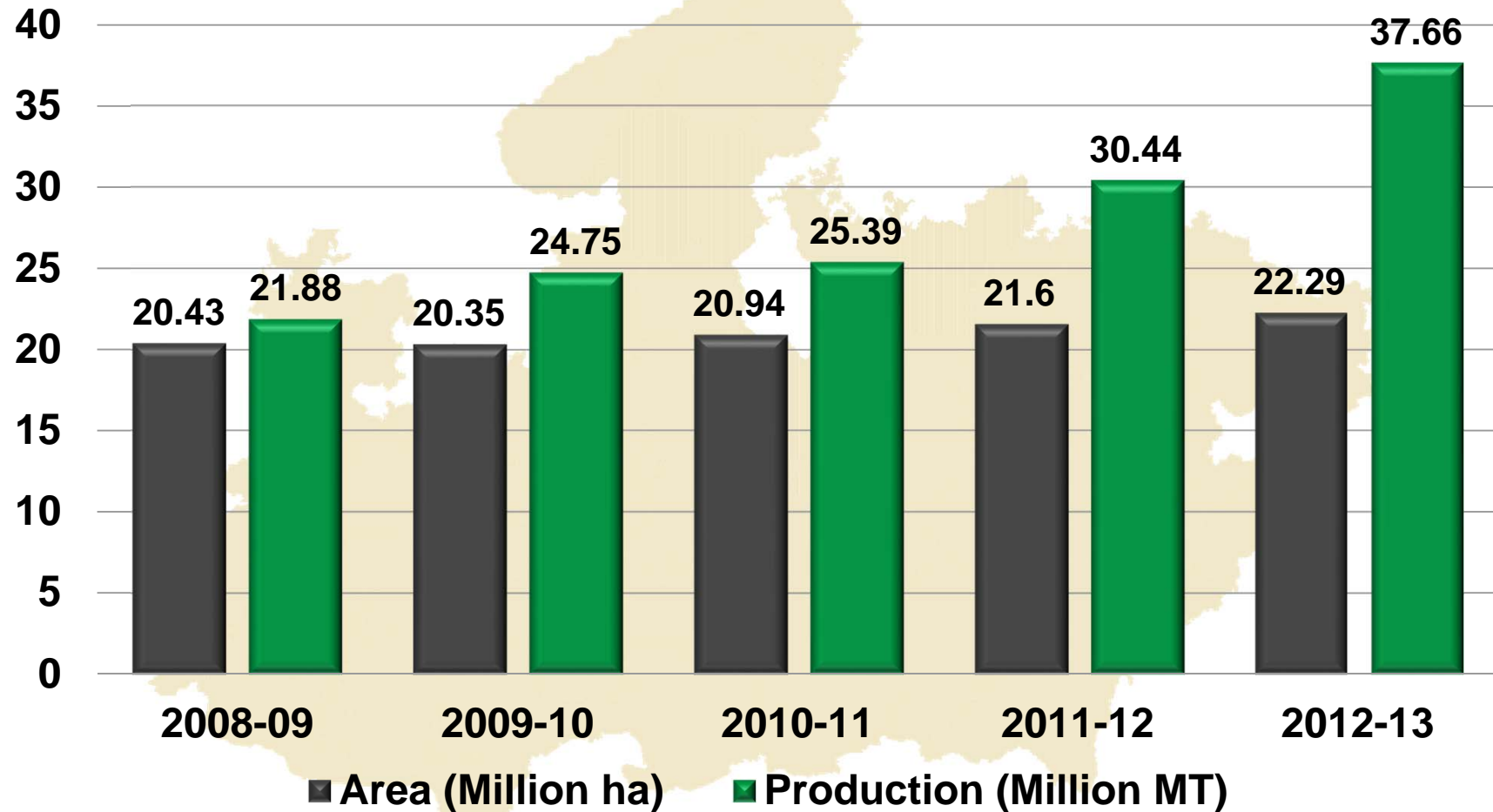
# Interest as % of Revenue Receipts



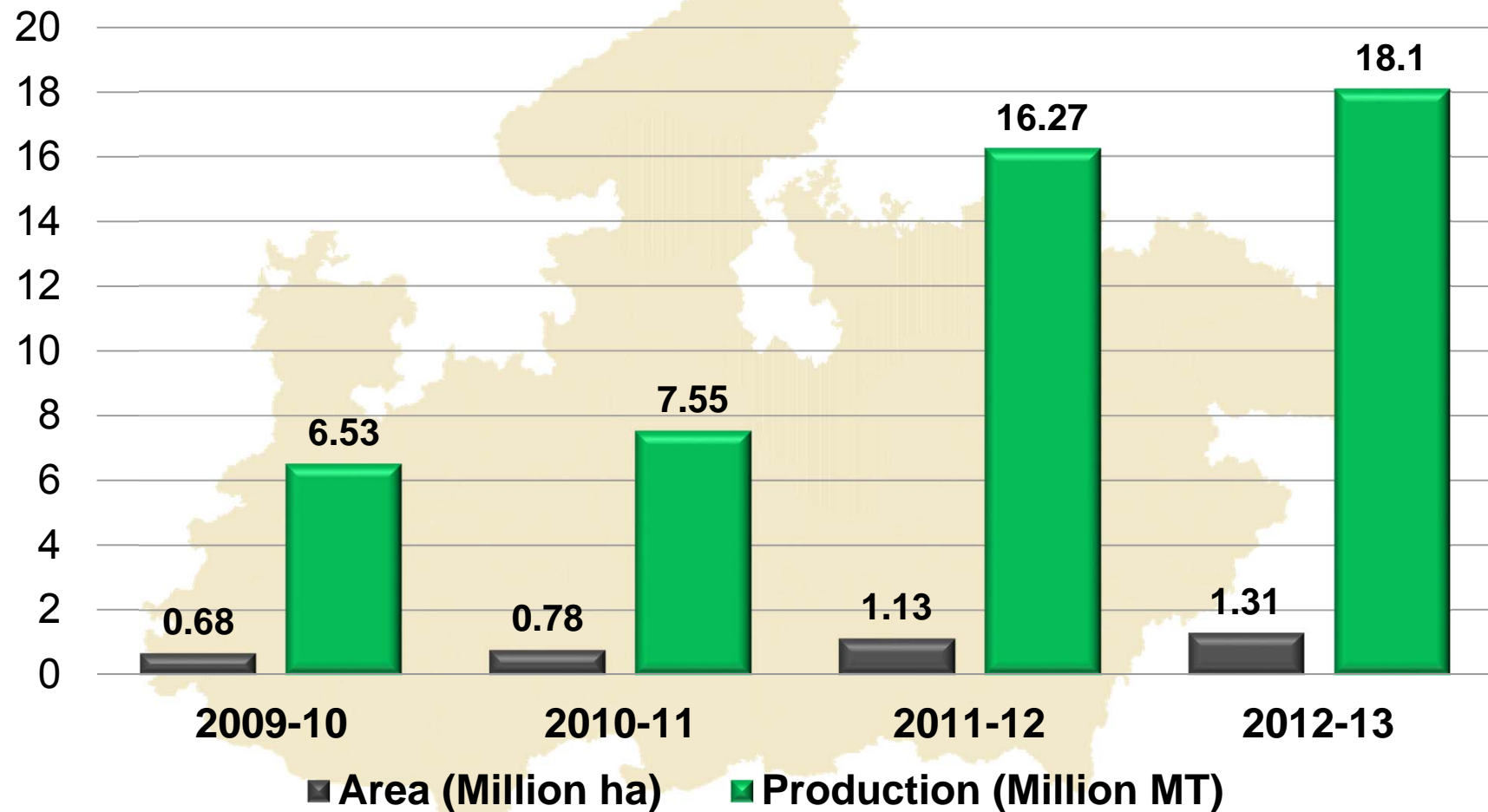


# **Development Strategy of the State & Selected Sectoral Performance**

## Area & Production: Agricultural crops

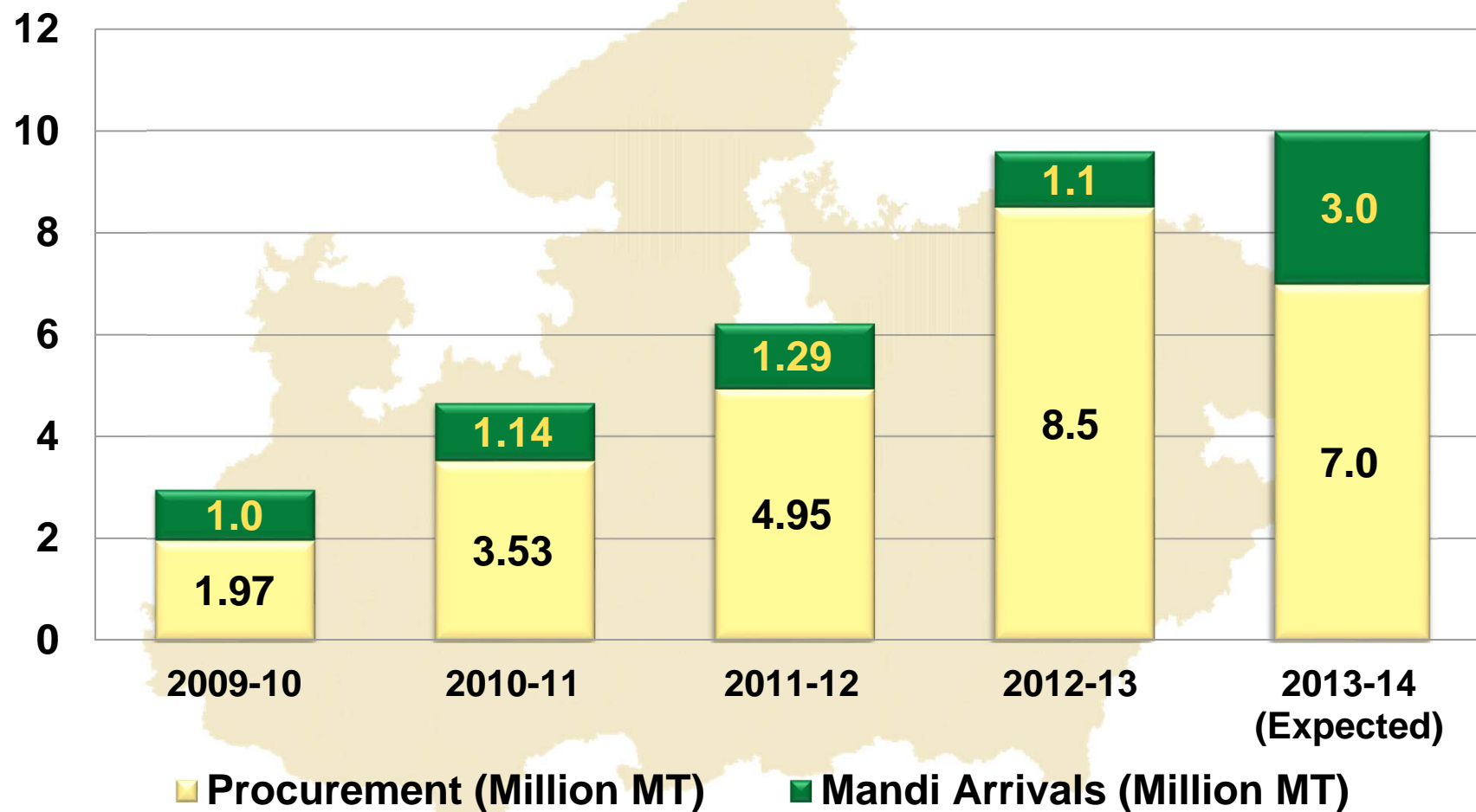


## Area & Production of Horticulture: All crops





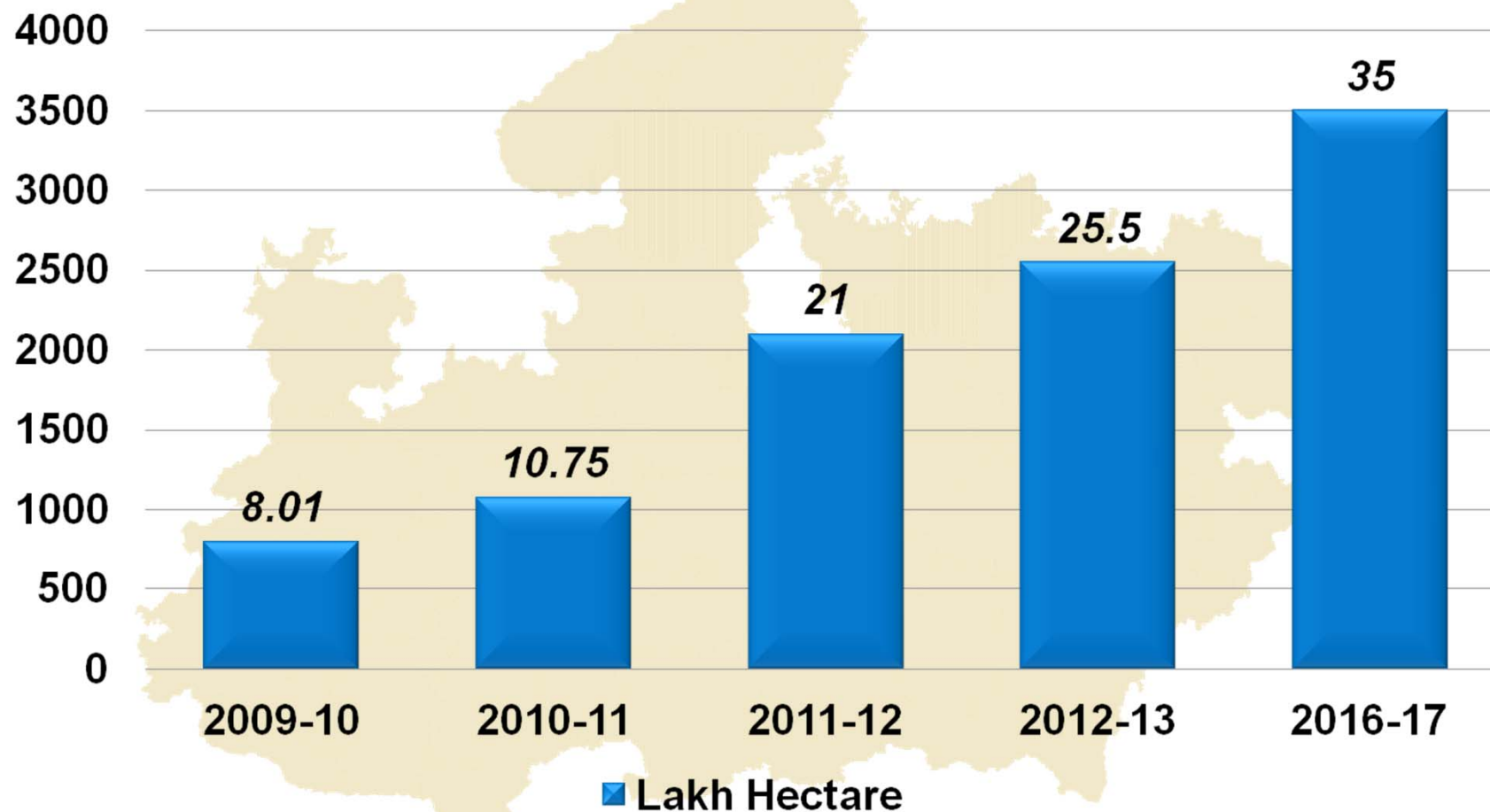
# Wheat (Procured & Mandi Arrivals)



# Agriculture – Opportunities & Challenges

- ▶ **Agriculture Cabinet and Agriculture Budget** : to ensure convergence between all concerned departments
- ▶ **Agricultural Inputs**: Ensuring extensive increase in irrigated area, regular power supply, support for advanced lifting of fertilizer, interest free Crop Loan, promotion of micro irrigation, farm mechanization, creation of storage grid, etc.
- ▶ **Post Harvest Management**: Marketing, Agro processing and agro industries promoted and Bonus for procurement

# IRRIGATION FROM Govt. SOURCES



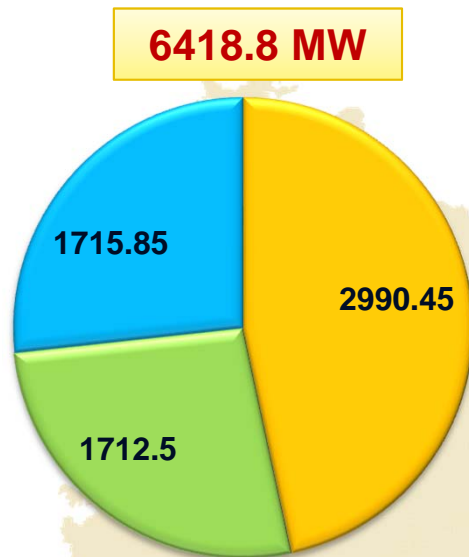
# Irrigation

---

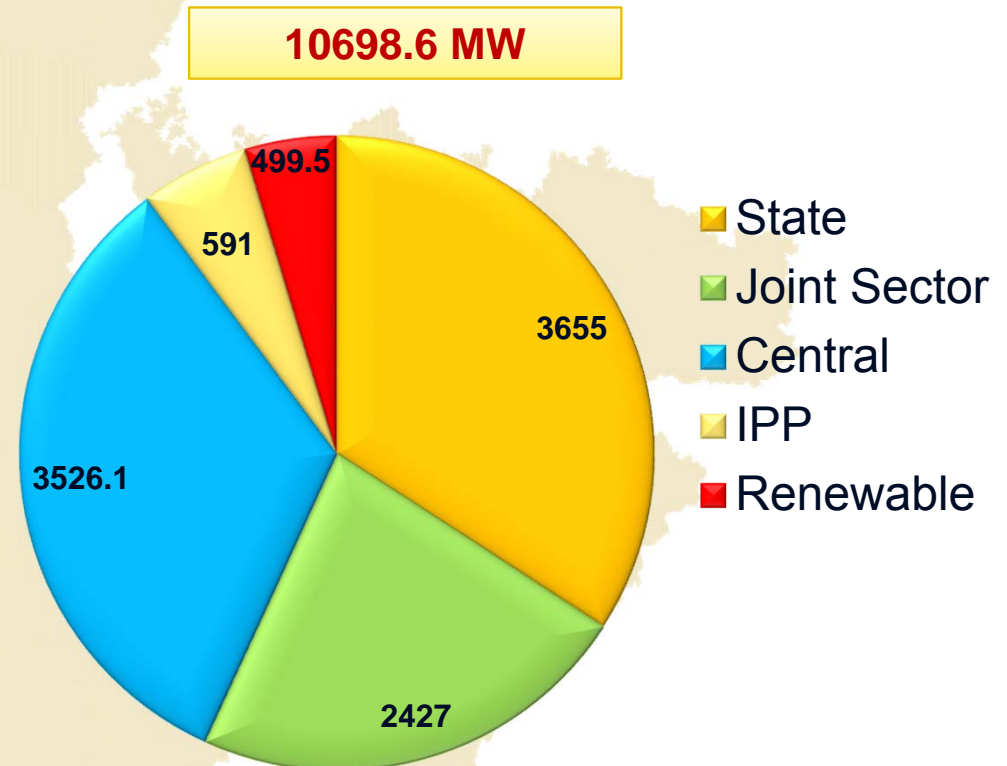
- ▶ **Focus on completion of all incomplete irrigation projects.**
- ▶ **Bridging the gap between created capacity and utilisation**
- ▶ **Adopting scientific methods for planning and implementation**
- ▶ **Integration of command area development with project works**
- ▶ **Realisation of our aspirations would require continuous support and rationalization of AIBP**

# Energy Sector Generation Capacity (in MW)

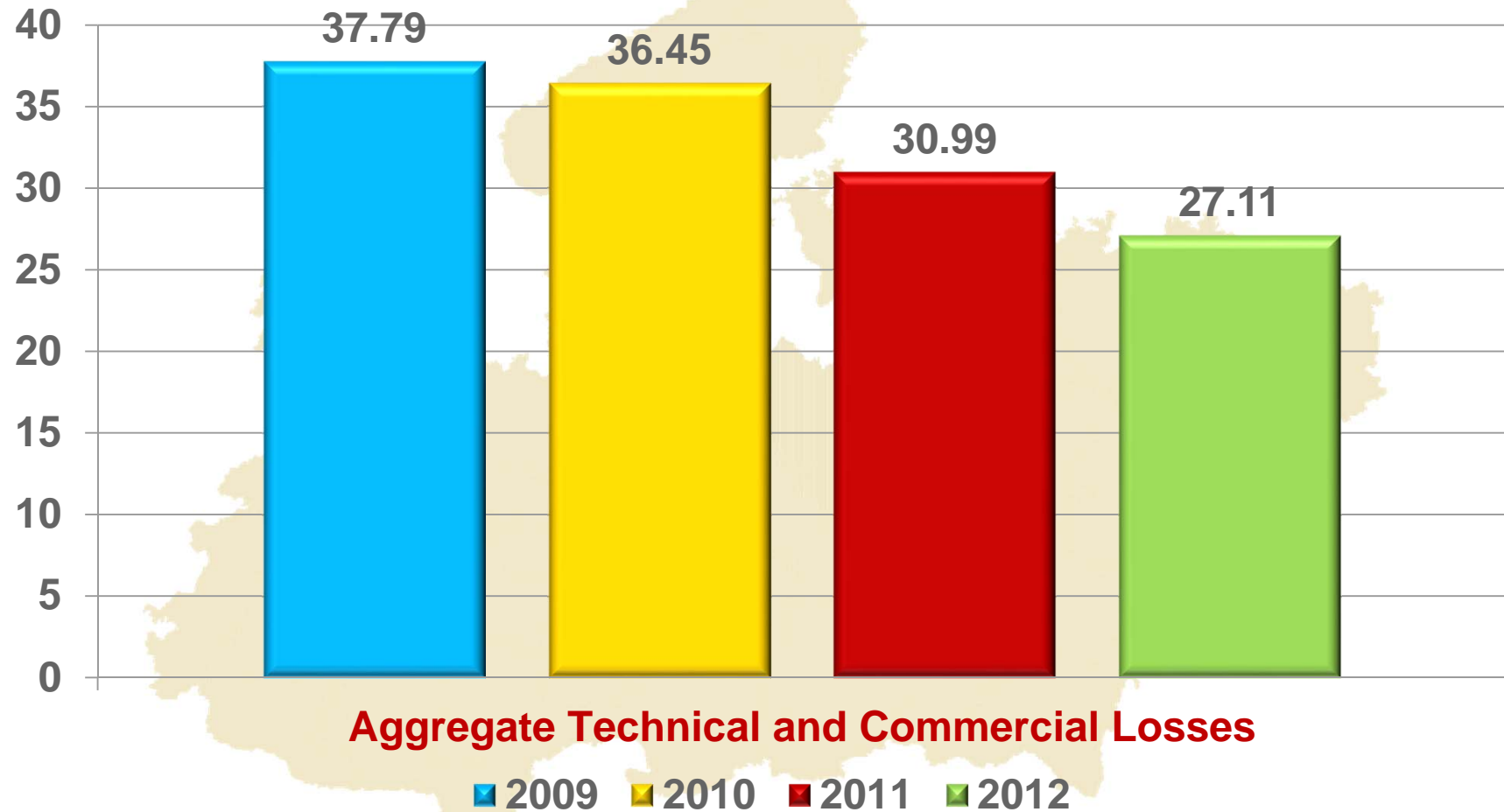
As on March 2006



As on March 2013



# Aggregate technical & commercial Losses



## Energy Sector

- ▶ **24x7 power supply to non-agricultural consumers**
- ▶ **10 hours quality power for agriculture**
- ▶ **To establish and maintain a strong and robust transmission and distribution network**
- ▶ **Reduce AT&C losses and increasing the PLF to achieve commercial viability**
- ▶ **To become Energy surplus by 2014**

# Renewable Energy

---

- ▶ **Focused thrust on solar, wind, small hydro and biomass power projects.**
- ▶ **Largest solar project in the country to be inaugurated in Aug**
- ▶ **Five Dedicated Solar Parks being developed on PPP mode**
- ▶ **Off-grid solutions for energizing cities and distant rural habitations promoted**
- ▶ **Contribution by RE Sources from 5.31% (499 MW) at present to 17% ( 3200MW) by June 2015**



# Country's Largest Solar Project...



SMU Installation



Modules Installations



DC Cable Laying



# Investment Promotion

---

- ▶ **Industrial Promotion Policy 2012 provides extensive fiscal and other incentives**
- ▶ **Regulatory and procedural simplifications effected across the board**
- ▶ **Investment regions to be developed under DMIC project identified**
- ▶ **4 new Industrial Corridors being developed. Industrial township act being formulated**
- ▶ **20,000 Hectares of Land Bank established**

# Industrial Growth

➤ **Industrial growth rate of 10.4% during 11th Five Year Plan**

➤ **Investment that has materialized during 2007-12**

<b>Commercial production</b>	<b>90 projects (32,953 cr)</b>
<b>Under construction</b>	<b>122 projects(1,74,286 cr)</b>

➤ **Key sectors**

**Energy, Textile, Auto & Auto Components, IT & ITeS, and Mineral based industries**

➤ **Total outstanding investments as of 2012-13 stood at 5,82,510 crores**

# Skill Development

---

- ▶ **25 Dept involved in Skill Dev of 15 Lakh persons in next two years. 5 districts being piloted in non farm sectors.**
- ▶ **113 Skill Development Centers at block level imparting training to 27000 persons per annum. Next phase to include additional centres after local level consultations.**
- ▶ **157 ITI being strengthened and Upgraded. 54540 people trained. 8 new ITIs being set up in 2013-14.**
- ▶ **Under MES, 24,645 trained; 32,026 under training; more than 600 VTPs registered**



# Crucial Infrastructure Initiatives

---

- ▶ **Over 9000 km Roads (26,000 cr) and 35 rail over bridges undertaken through PPP mode, the largest in any state.**
- ▶ **Upgradation of 13 Industrial Estates and creation of 27 greenfield industrial estates at a cost of Rs. 3550 cr**
- ▶ **6262 Rural Feeders separation to be completed by June**
- ▶ **Ambitious project for lifting water from Narmada to Malwa Plateau at a cost of Rs.18,000 crores**

# Urban Development Strategic Interventions

---

## ► Governance :

- **MP Municipal Administrative, Engineering and Health Services restructured.**
- **MP Municipal Finance & Account Services created.**
- **National Institute of Governance and Urban Management being set up as a regional centre of excellence.**

# Urban Development – Strategic Interventions

---

## ► Infrastructure :

- New schemes for drinking water, infrastructure, sanitation, urban reforms, conservation of water bodies and conservation of heritage buildings launched with an outlay of Rs. 2367.41 Cr in the 12<sup>th</sup> Plan.
- Rs. 1241.40 cr. sanctioned for urban infrastructure in 238 towns in last two years .
- Rs. 916 cr. sanctioned for urban water supply in 58 towns in last two years.

# Urban Development – Strategic Interventions

---

## ► Inclusive Development :

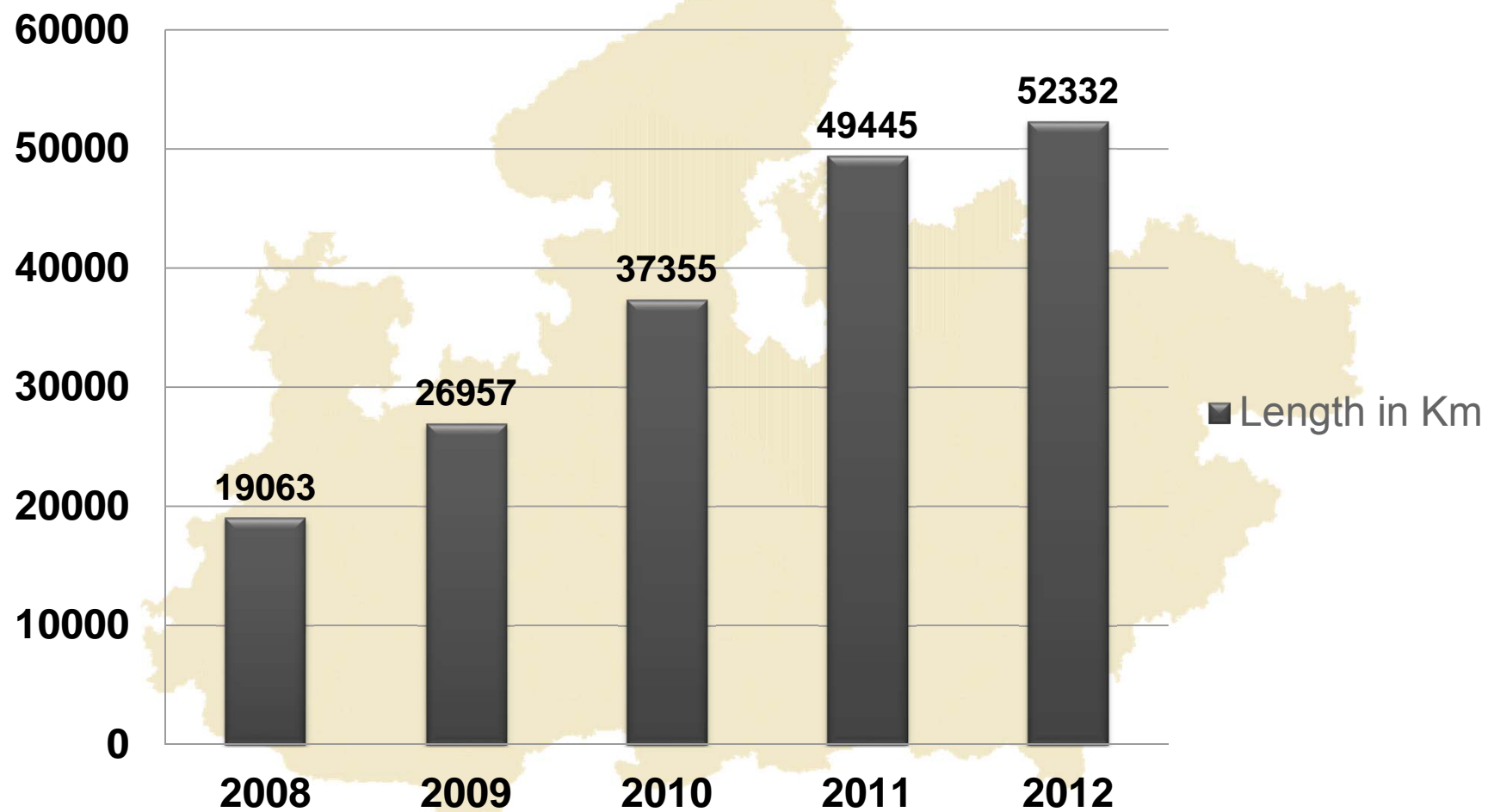
- Social safety net provided to hand cart and Cycle Rickshaw Pullers, House Maids, Street Vendors, Barbers through State schemes .
- Under Skill Development Mission, 72401 persons trained
- 100 Night-shelters established & made operational in 24 towns having population more than 1 lac.



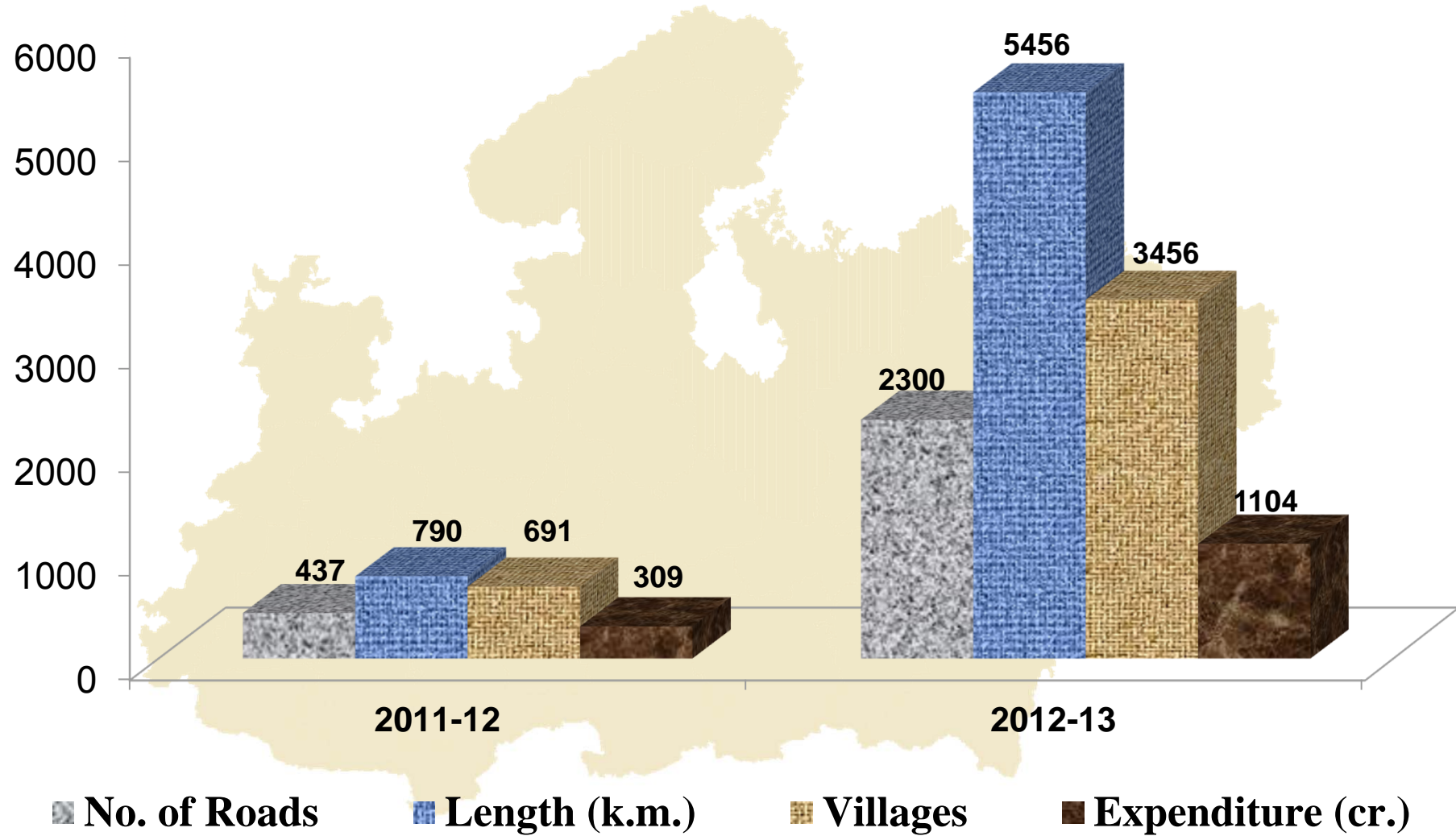
# Rural Development - Strategy

- ▶ **PMGSY Network of 52,332 km rural roads completed**
- ▶ **CM Rural Road (5,456 km) for universal connectivity**
- ▶ **Internal CC Roads and Drains through convergence under Panch Parmeshwar Yojana**
- ▶ **2 Lakh houses sanctioned under CM Aawas Mission**
- ▶ **4800 villages declared ODF under Maryada Abhiyan – for Rural Sanitation**

# PMGSY Roads Completed



# Chief Minister Grameen Sadak Yojana



# Rural Water Supply Strategy

---

- ▶ **Adopting a paradigm shift from ground water sources to surface water sources.**
- ▶ **Ensure safe piped drinking water to 15 million rural population**
- ▶ **MP Water Corporation Ltd. to revamp the overall water supply and reducing dependence on ground water**
- ▶ **Enhance capacity of rural communities in management and for operations and maintenance of PWSS**

## **Rural Water Supply - Achievement**

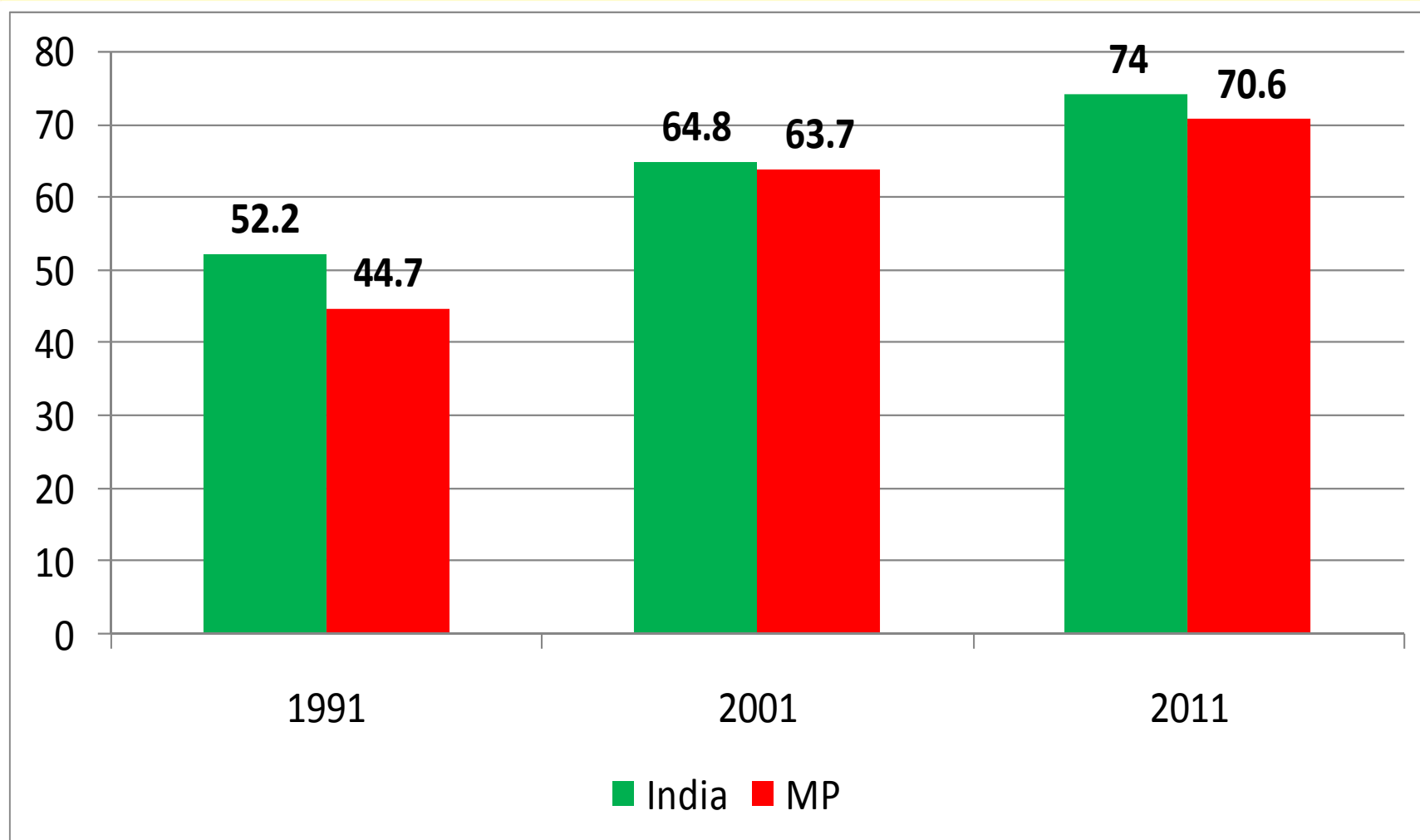
- ▶ **Out of 1,27,197 habitations 76% have been covered with 55 litres pcd**
- ▶ **10,342 habitations covered with PWSS. Efforts being made to cover 35% by end of 12<sup>th</sup> plan.**
- ▶ **1190 habitations in IAP districts being covered through solar energy**
- ▶ **6137 habitations with poor water quality parameters. 4246 have been provided with alternate arrangements.**

# Education Strategy

---

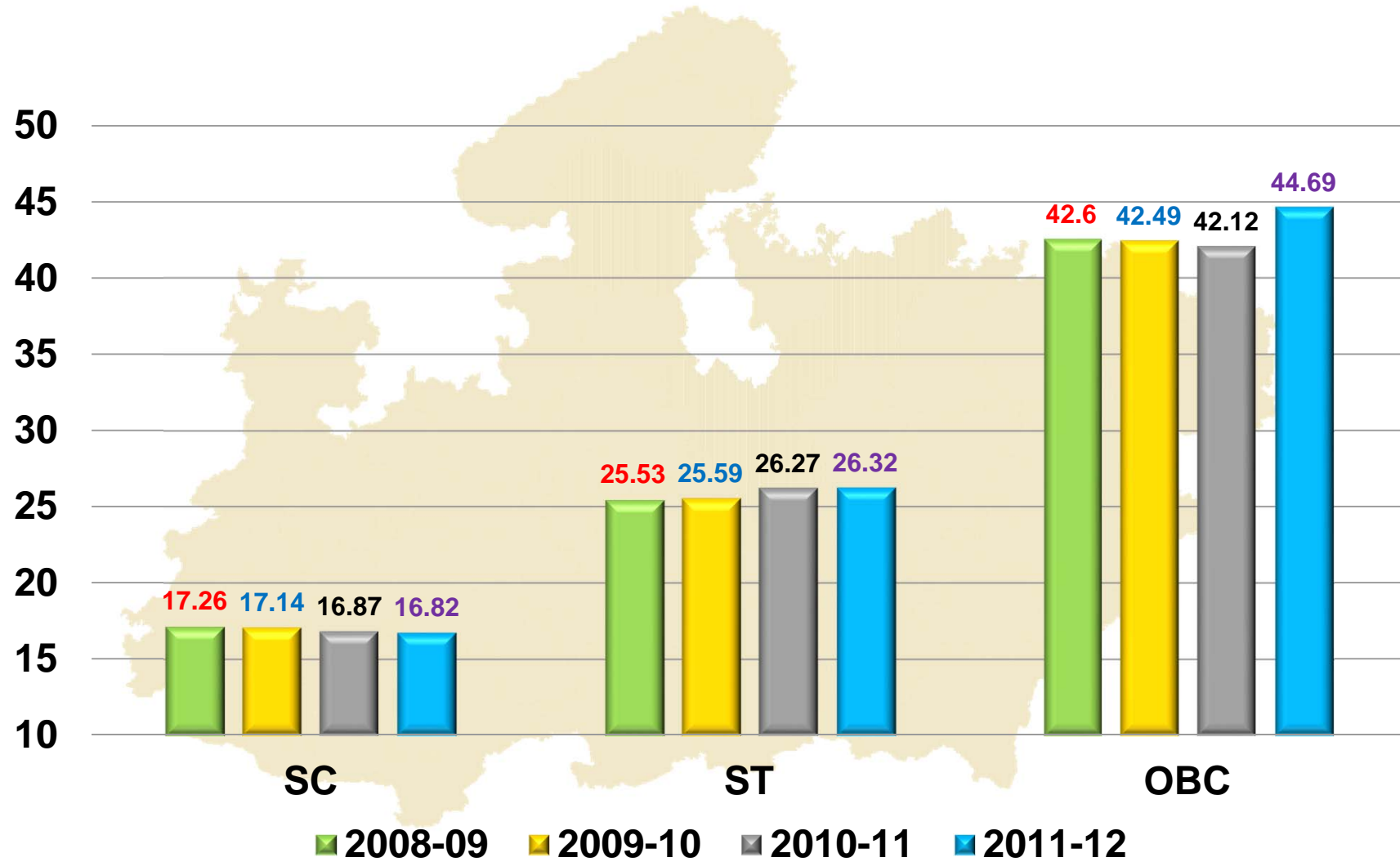
- ▶ **600 Higher Secondary and 200 High Schools opened with state resources to meet increasing demand**
- ▶ **Strengthening of teacher education institutions and special training to teachers to enhance quality**
- ▶ **Two phase external assessment of school infrastructure and standard of learning under Pratibha Parva Scheme**
- ▶ **Steps taken to benchmark standards on quality of schools and to upgrade quality of English teaching**

# Literacy Rate



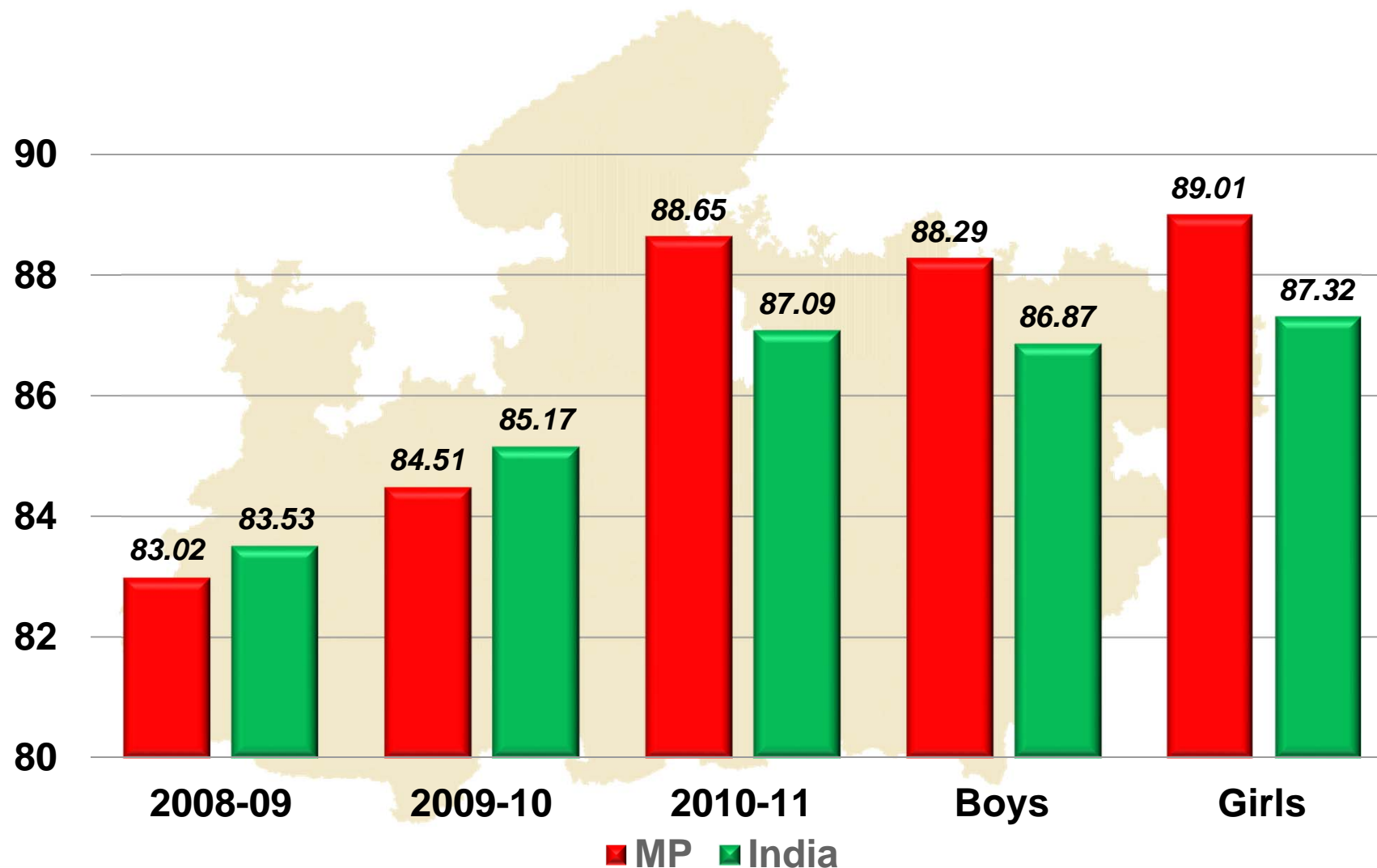


# Proportion of Children in Primary Classes by Social Groups: MP

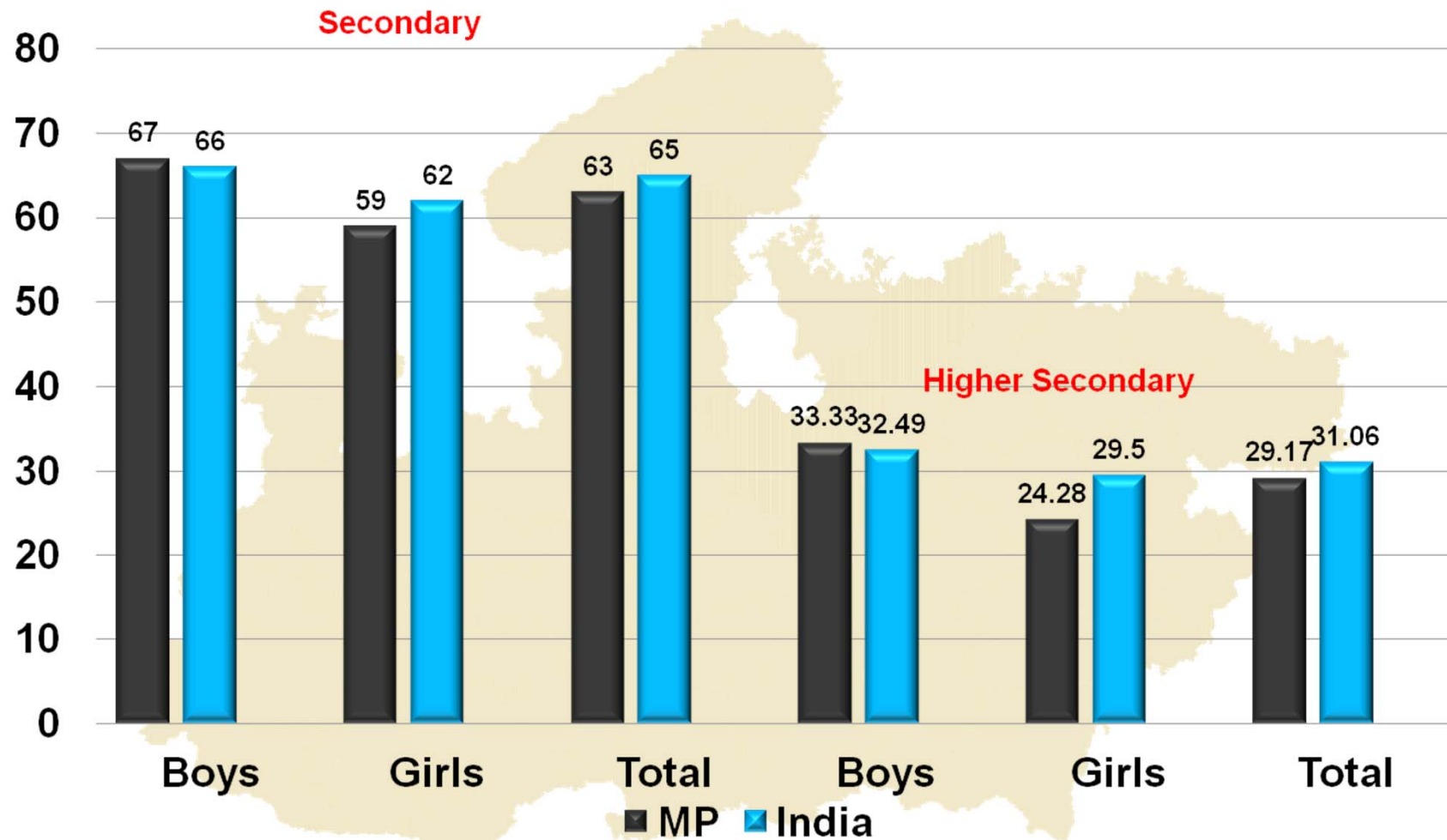




# Transition Rate from Primary to Upper Primary Level in MP and India



# Gross Enrollment in Secondary/Higher Secondary Classes:



# Current Health Indicators...

Indicator	MP	India	12 <sup>th</sup> Plan
TFR	3.1	2.5	2.1
IMR	59	44	25
U5MR	82	59	33
MMR	277	212	100

**Meeting 12<sup>th</sup> Plan Targets would Need  
Accelerating Pace & Redefining Focus**

Data Source : SRS Bulletin 2010 and 2011, AHS 11-12 and 12<sup>th</sup> Plan document

# Health- Achievements.....

---

- ▶ **Institutional deliveries increased from 47% (in 2007-08) to 86%**
- ▶ **MMR reduced by 33 points in one year as per AHS 11-12**
- ▶ **State recorded 8 points fall in IMR in last two years ( 2010 & 2011)**
- ▶ **Neonatal Mortality which was stagnant at 51 per 1000 from 2002-06 has shown 14% fall in last 4 years**
- ▶ **Under 5 mortality showed a decline of 8% in a single year in 2010 ( 89 to 82)**

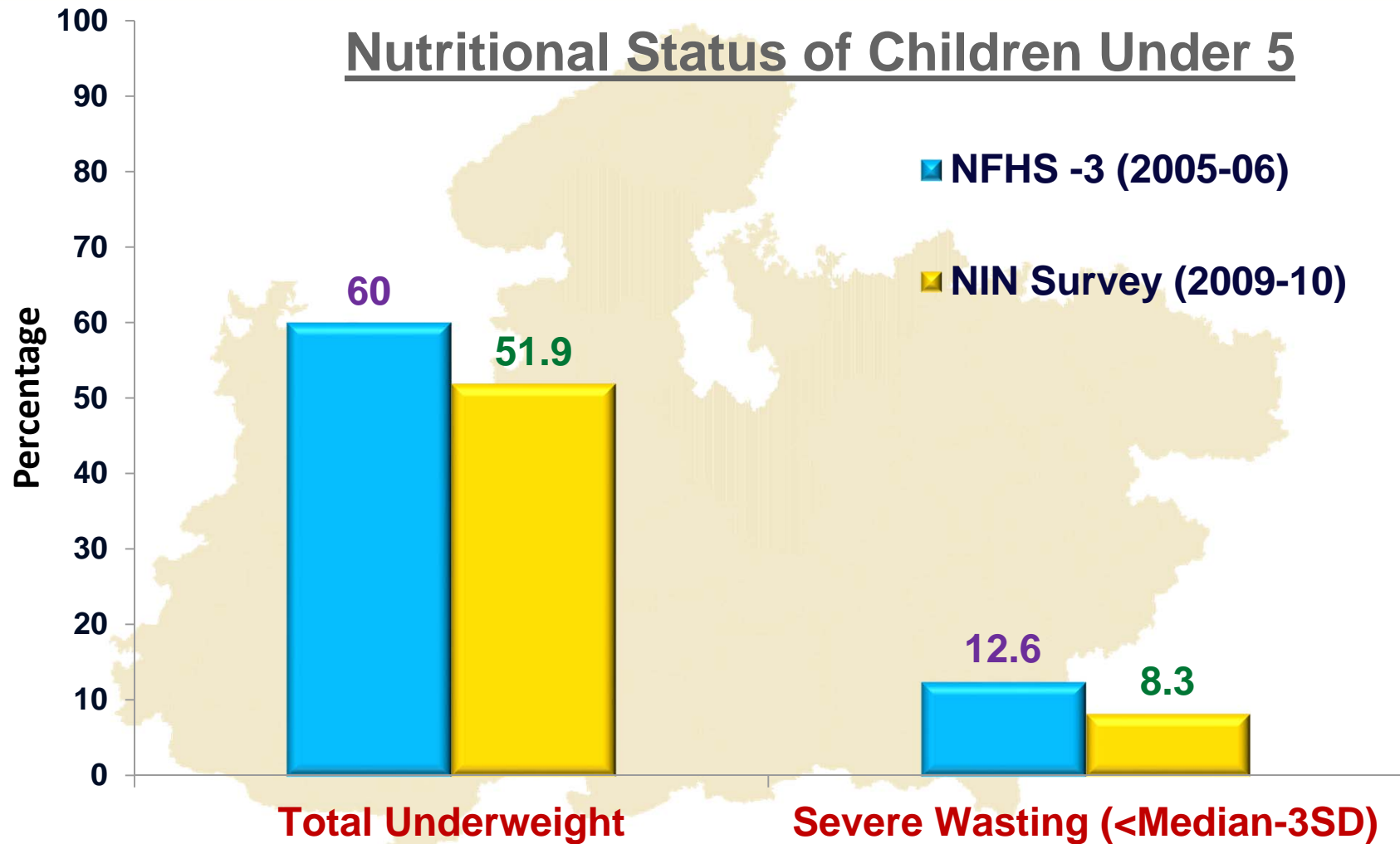
# Health --Strategy...

- ▶ **Ensuring Availability of preventive and curative health services at door step of community** (49,846 Gram Arogya Kendras & 320, 24 x7 MCH 1 Centres).
- ▶ **Improving Access through 24 x 7 transport network with call centre connectivity** (Janani Express and 108, a network of 1574 vehicles covering the entire state through a single call centre.).
- ▶ **Improving Infrastructure & Quality of care at health facilities.** (Special New Born Care Units, NBSUs, Model Maternity wings, NRCs)
- ▶ **Reducing Out of pocket expenses to make health care affordable.** (Free Drugs , Diagnostics, Diet & treatment catering to approximately 3 lacs people everyday & Free Emergency and other transportation under JSSK and 108).

# Health--Strategy...

- **Expanding Safety Net for Poor:** (Deendayal Antyodaya Upchaar Yojna, State Illness Fund , RSBY and Chief Minister Bal Hriday Upchaar Yojna)
- **Fast tracking recruitment & HR reforms:** Process on for recruiting 1400 doctors and 3900 Nurses, and 12000 para medics
- **Generating Real time segregated data for informed decision making:** (SNCU online data , JSSK / Janani Express monitoring system, MCTS, SDMIS, FMIS)
- **Evidence Based planning:** using AHS data sets for targeted action.
- **Addressing Intra State Discrepancies:** Focus on high priority districts
- **Improving coverage to Reach the Unreached:** with focus on most deprived geographical areas and population groups.

# Women and Child Development : Achievement





# Women and Child Development

---

- ▶ **Reduction of malnutrition on a mission mode through decentralized Planning and convergent action**
- ▶ **Universalisation of ICDS services with 92,230 AWCs**
- ▶ **Improved quality of supplementary nutrition**
- ▶ **Institutional care of SAM through NRCs and SNCUs**
- ▶ **Community based rehabilitation models being piloted**
- ▶ **Focus on Adolescent Reproductive and Sexual health**

# Women Empowerment

---

- ▶ **Beti Bachao Abhiyan: for increasing social awareness**
- ▶ **Ladli Laxmi Yojana: 14.5 lakh girls benefitted**
- ▶ **Gaon Ki Beti Yojana: 1.26 lakh rural girls for Higher Education**
- ▶ **Pratibha Kiran Yojana: 6718 urban girls for Higher Education**
- ▶ **Usha Kiran Yojana: 11000 cases of Domestic Violence disposed**
- ▶ **Mukhamantri Kanyadan Yojana: 2,51,700 Marriages**
- ▶ **Reservation in Govt. Jobs: 50% for teachers, 30% for the rest**
- ▶ **Reservation in local governance bodies – 50%**

# Social Security Initiatives

- ▶ **Mukhyamantri Mazdoor Suraksha Yojana** (social protection to over 140 lakh agricultural labourers)
- ▶ **Bhavan Sannirman Evam Karmkar Mandal** (24 lakh construction labourers registered)
- ▶ **Mukhyamantri Annapurna and Antyodaya Yojana** (74 lakh families provided food security)
- ▶ **Sparsh Abhiyan** (8.10 lakhs differentially abled persons registered)

**Samagra Samajik Suraksha Mission** (Integrated Social Security Mission covering nearly 2.5 crore beneficiaries)

# Public Service Guarantee Act

- ▶ 101 services of 21 departments under the act.
- ▶ Of 185 lakh applications 181 lakh disposed in time
- ▶ On line registration started. More than 23 lakh applications registered and 20.25 lakh disposed
- ▶ 304 “Lokseva Kendras” set up to receive applications electronically.
- ▶ 7500 officials trained for e-processing of applications

# Good Governance

---

- ▶ **Mass Contact Programmes**
  - Samadhan Online, Jan Suvidha Kendra, Jan Sunwai,
  - Lok Kalyan Shivar, Antyodaya Mela
- ▶ **Determining Policy through Stakeholder consultations**
  - 30 panchayats organised with different sections of society
- ▶ **Decentralized District Planning**
  - Planning for schemes carried out at grass root level
- ▶ **Steps for accountability and transparency in bureaucracy**

# e- Governance Initiatives

---

- ▶ **e-Procurement : 15 lakh farmers under MSP**
- ▶ **e-tendering: for all government procurement**
- ▶ **e- measurement and e-payment for Works Deptts.**
- ▶ **e- payment route for 94% of all budgetary payments**
- ▶ **Tele Samadhan – Call Centre: (Over 29 lakh calls)**
- ▶ **Kiosk based Citizen Service Delivery**

# Bundelkhand Package Outcomes

---

- ▶ Warehouses of 646,400 MT created
- ▶ A total of 173,009 ha land irrigated
- ▶ Over 40,000 dug wells energized & 300 stop dams constructed
- ▶ Drinking water through PWSS provided in 1287 villages
- ▶ 561 milk societies created...34,538 lpd collection achieved
- ▶ Forestry activity effected in 97,322 ha

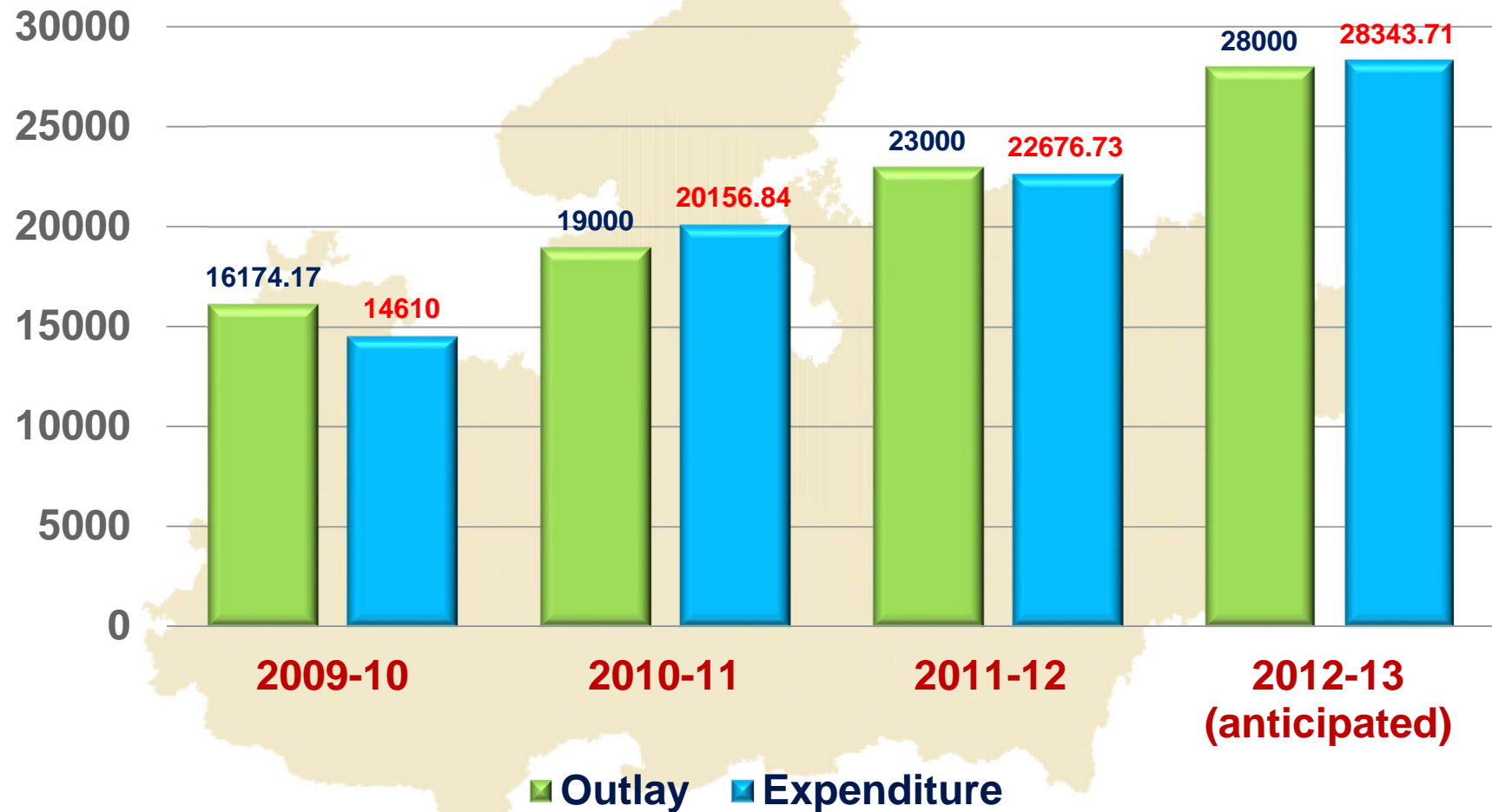




# Annual Plan 2013-14



# Plan Outlays and Expenditure : Year-wise (Rs. Crore)



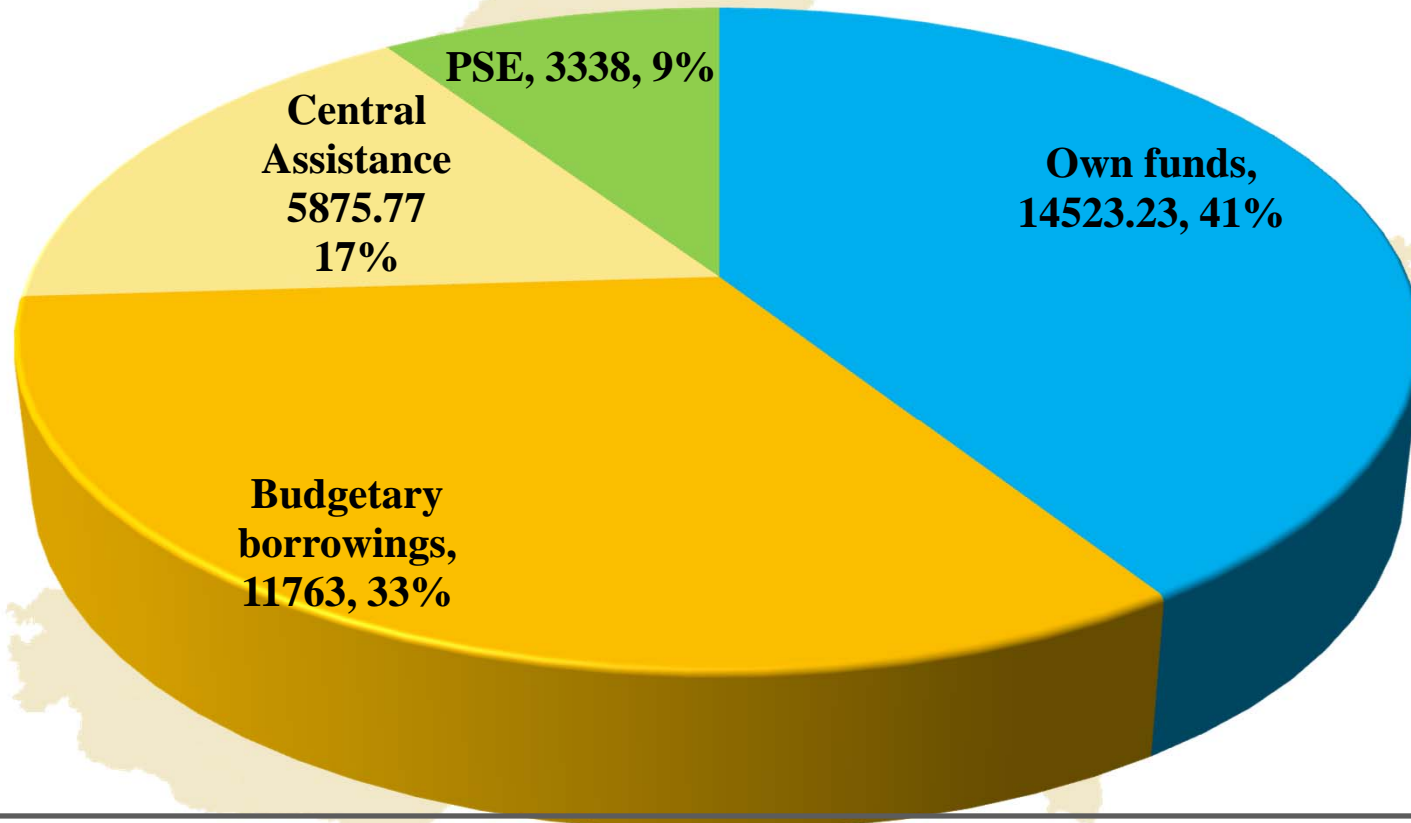


---

**Annual Plan 2013-14**  
**Rs. 32,162 Cr.**

**Total resources**  
**Rs. 35,500 Cr.**

# Resource Mobilization for Annual Plan 2013-14 (in Rs. Crore)



**Total Resources: 35,500 Cr**

## Proposed Annual Plan Outlay by Sectors and its Distribution: 2013-14

<b>Major Sector</b>	<b>Annual Plan (2012-13)</b>		<b>Proposed Annual Plan (2013-14)</b>	
	Outlay (Rs. Cr)	Percentage Share	Outlay (Rs. Cr)	Percentage Share
Social Services	11070	39.5	12884	40.0
Transport & Roads	3610.3	12.9	3661	11.4
Irrigation and Flood Control	3365.9	12.0	3464	10.8
Energy	2749.9	9.8	3203	10.0
Agriculture and Allied Activities	2611.1	9.3	3090	9.6
Other Sectors	4592.5	16.4	5860	18.2
<b>Total</b>	<b>28000</b>	<b>100</b>	<b>32162</b>	<b>100.0</b>

# Major Increases in Plan Outlay: 2012-13

(Rs. crores)

Department	Outlay		%age Increase
	2012-13	2013-14	
Cooperation	477	736	54.5
Welfare of ST	1289	1900	47.4
Welfare of SC	615	890	44.6
Welfare of OBC	422	596	41.2
Forest	540	780	44.4
Industries	567	760	33.9
Water & Sanitation	425	557	30.9

## Sub Plan wise Proposed Plan Outlay: 2013-14

(Rs. in Crore)

Sub Plan	Outlay	Share to Total Outlay
General	20342.33	62.51
TSP (20.27)	6931.05	22.29
SCSP (15.17)	4888.62	15.20



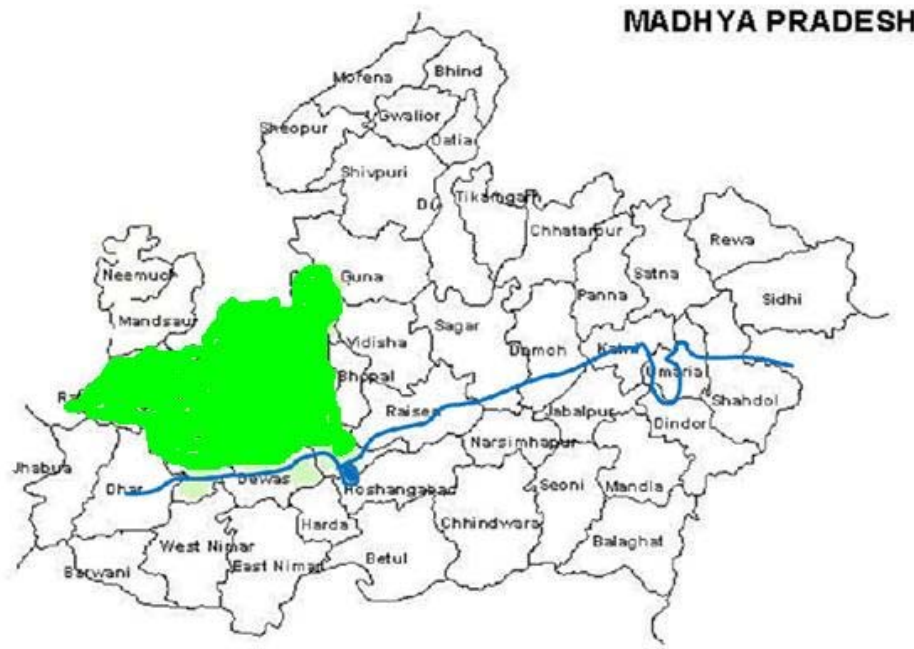


**And Finally.....**



**Narmada – Malwa Lift Irrigation & Drinking  
Water Project**

# Narmada Malwa Lift Irrigation and Drinking Water Project



<b>Capacity</b>	<b>300 cumec</b>
<b>Capital Cost</b>	<b>18,000 cr</b>
<b>Power req.</b>	<b>1050 MW</b>

**Lifting water from Narmada for recharging rivers and groundwater in Malwa region**

**Irrigation – 06 lakh Ha, Drinking water – 70 towns, 3000 villages**

**No submergence or resettlement**



**THANK YOU**

