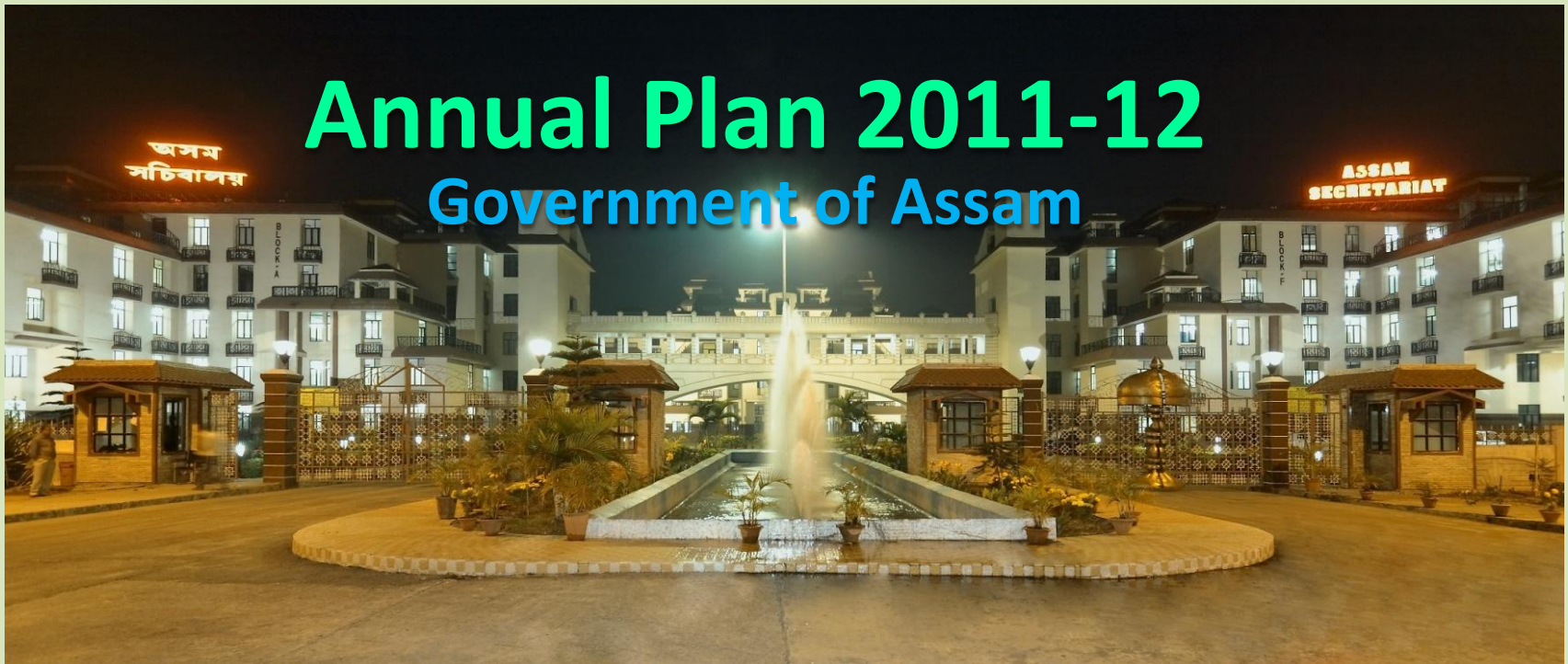


“We need to focus on achieving rapid economic growth and on ensuring social justice. It is only by walking on these two legs we will be able to ensure that the benefits of growth reach all sections of society.”

- Dr. Manmohan Singh



**A Presentation before
Planning Commission**

14th June, 2011

Allocation & Expenditure : 11th Plan: 2007-08 to 2010-11

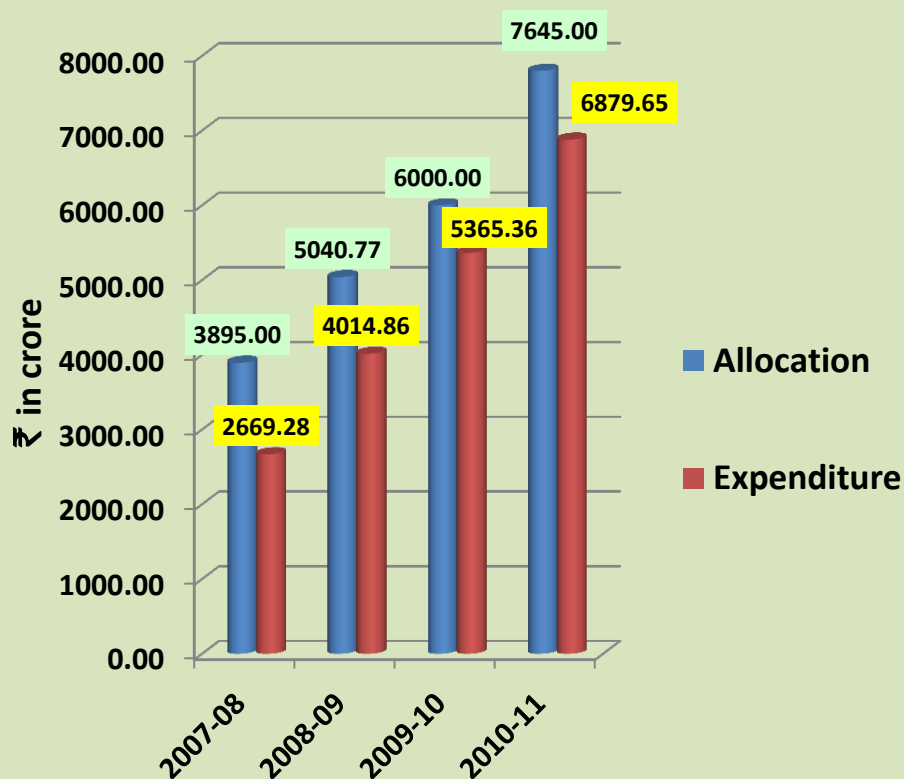
(₹ In Crore)

Particulars	2007-08		2008-09		2009-10		2010-11	
	Alloc.	Exp	Alloc.	Exp	Alloc.	Exp	Alloc.	Released
Normal Central Assistance	1,909.28	1,845.74	3,106.79	2,727.10	3,929.48	3,772.30	5,078.74	5,001.32
Externally Aided Project	984.91	351.39	807.20	480.74	766.10	336.29	842.22	429.95
Central Earmarked	600.81	344.03	793.45	600.81	937.75	860.34	1,279.60	1,106.97
One Time ACA/SPA	400.00	128.12	333.33	206.20	366.67	337.37	444.44	341.41
Total	3,895.00	2,668.28 (68.53%)	5,040.77	4,014.85 (79.65%)	6,000.00	5,306.30 (88.44%)	7,645.00	6,879.65 (90%)
Proposed Outlay for the year 2011-12 is ₹ 10,772.72 crore.								

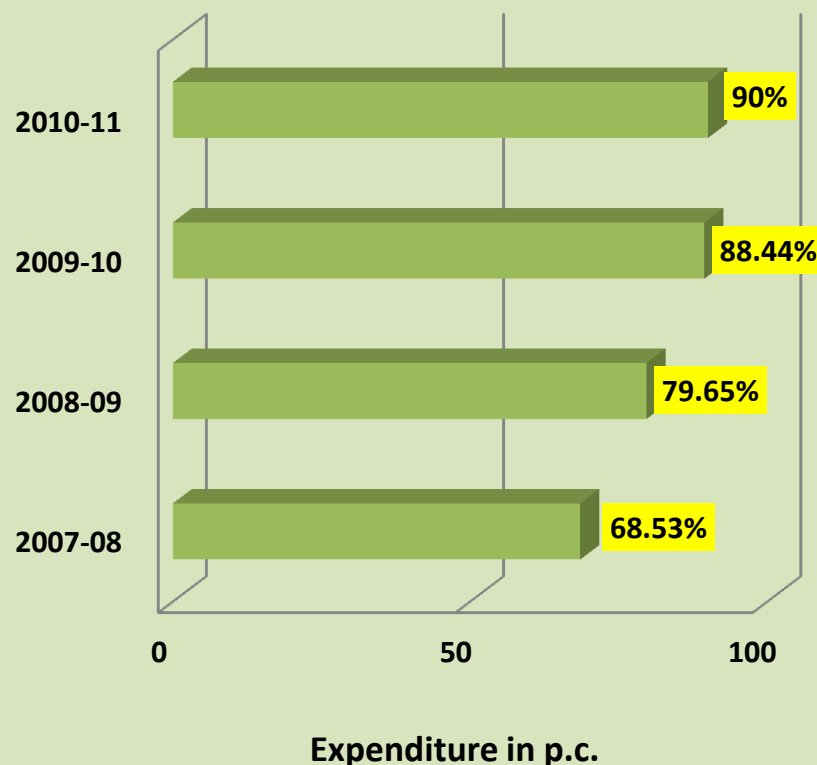
Fund Utilisation Position : 11th Plan: 2007-08 o 2010-11

(₹ In Crore)

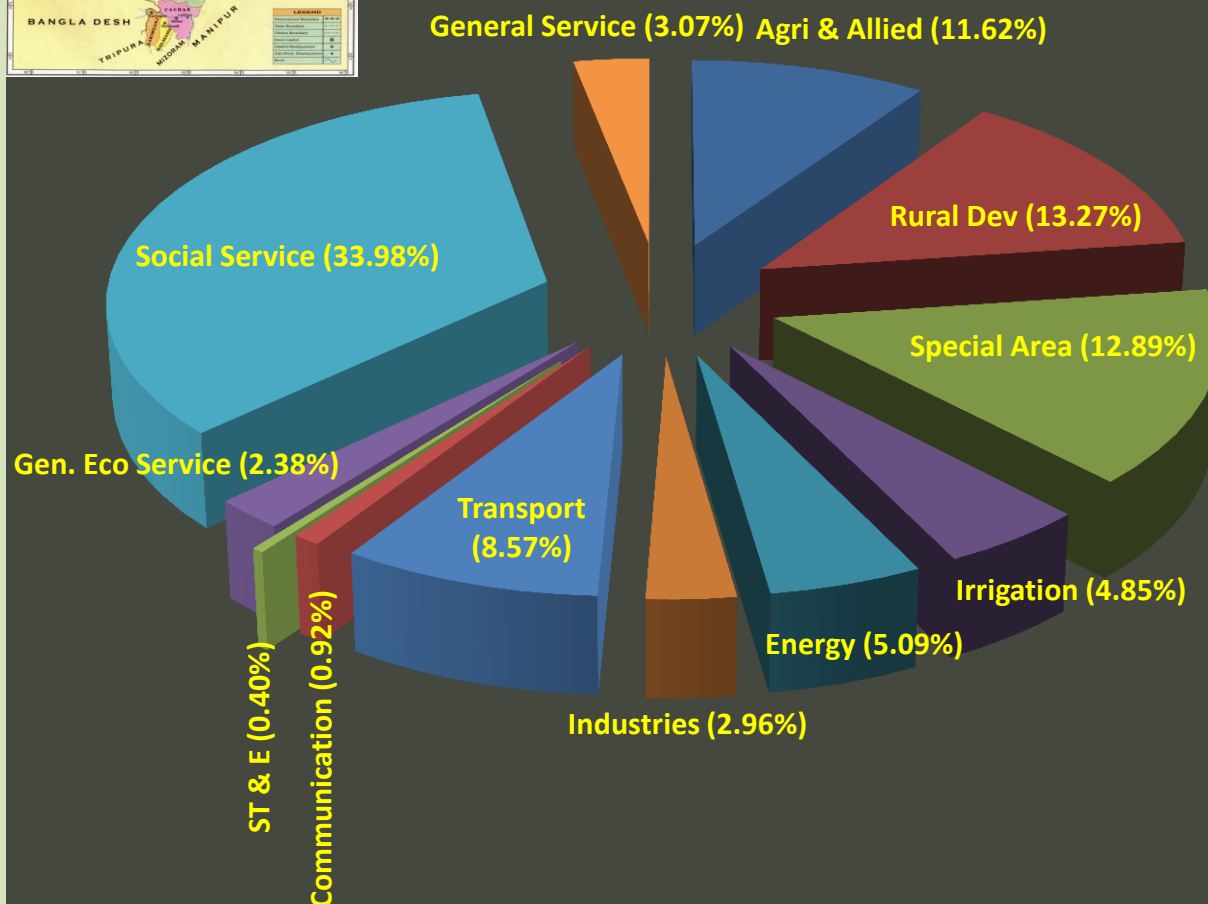
**Outlay & Expenditure
over successive Annual Plans**



% of Expenditure

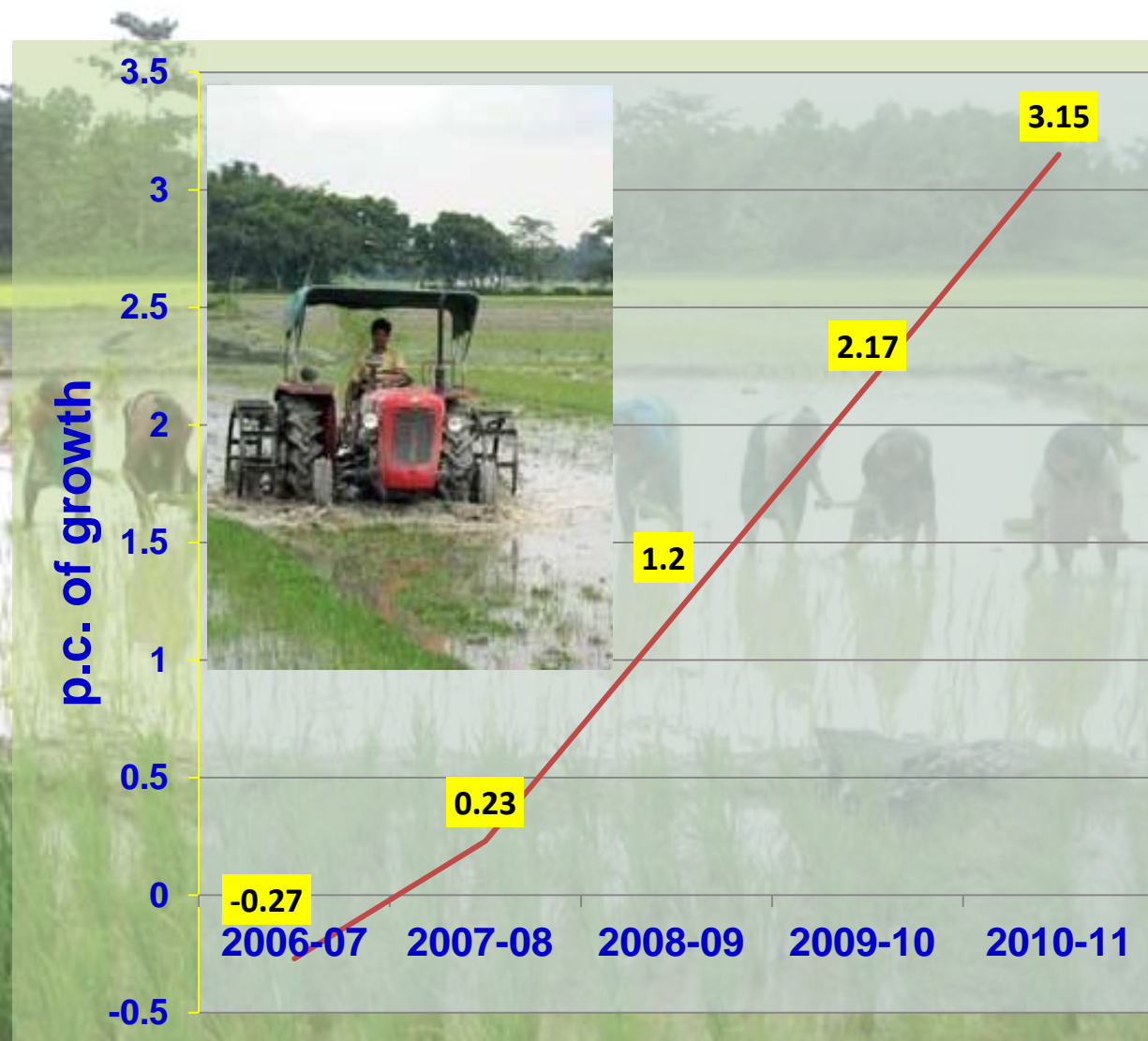


Sectoral Distribution – Annual Plan 2010-11

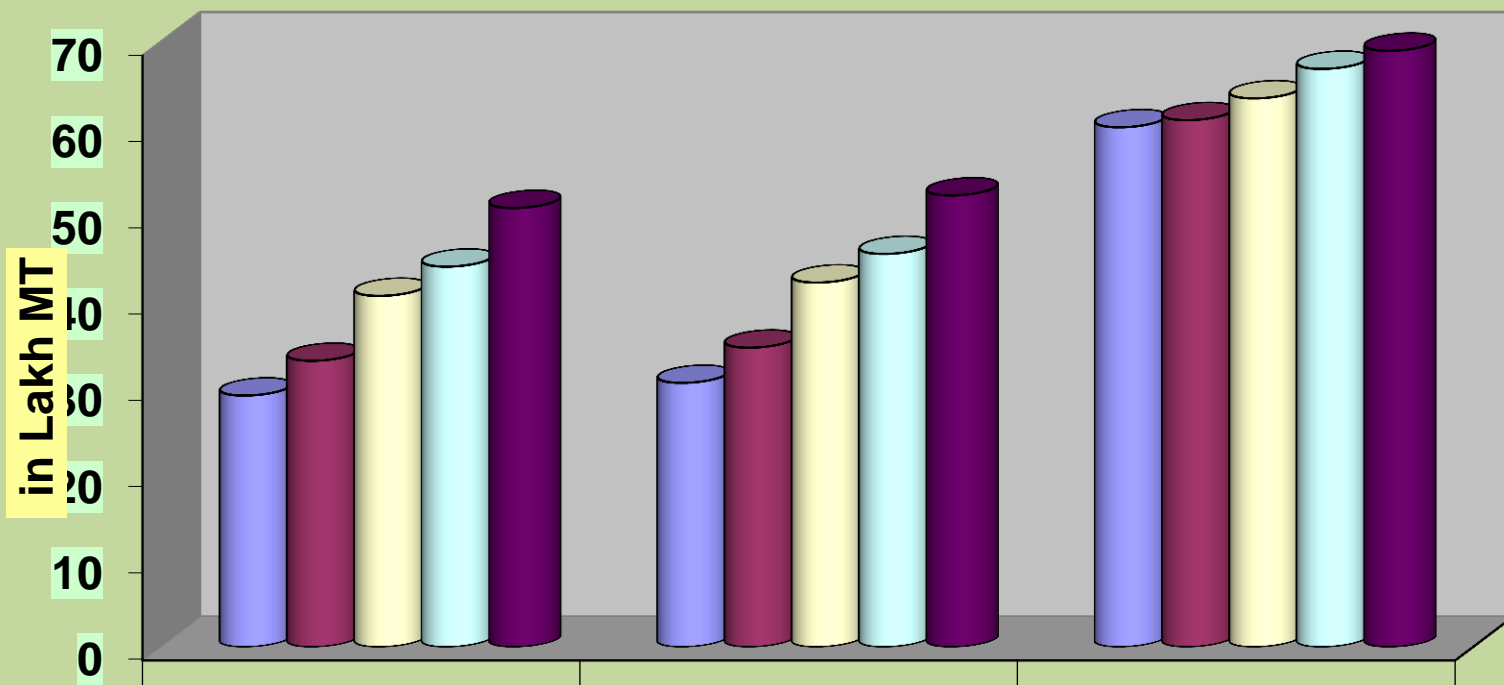


BROAD SECTOR	ALLOCATION (₹ In Crore)
Agriculture & Allied	888.18
Rural Development	1014.34
Special Area Programme	985.50
Irrigation & Water Resource	371.02
Energy	389.49
Industries & Commerce	226.39
Transport	655.02
Communication	70.00
Science, Technology & Env.	30.76
General Economic Service	181.74
Social Service	2597.58
General Service	234.98
Grand Total	7645.00

Agriculture : Growth Trend



Trend of Production of Field Crops in Assam



	<i>Rice</i>	<i>Foodgrains</i>	<i>Horticultural Crops</i>
■ 2006-07	29.16	30.63	60.19
■ 2007-08	33.19	34.71	61.01
■ 2008-09	40.70	42.24	63.53
■ 2009-10	44.08	45.55	66.94
■ 2010-11	50.86	52.31	69.03

Agriculture : New Records Set in Rice



Component	All time high since 1951-52 (2008-09)	New Record (2009-10)	Increase in 2009-10 over 2008-09	Latest Record (2010-11)	Increase in 2010-11 over 2009-10
Production (lakh MT)	40.70	44.08	8.3%	50.86	15.4%
Productivity (Kg. per Ha)	1,638	1,765	7.7%	1,969	11.6%

Rice Production in Assam vis a vis National Average during 11th Plan (Kg per Ha.)



Impact of Fund Utilisation on Production



Year	Fund Utilised (Rs. in Crore)	Total Agri-Horti Production (lakh MT)	increase over base year (2006-07)
2006-07	102.20	103.80	-
2007-08	118.94	108.20	4.24%
2008-09	338.13	119.51	15.13%
2009-10	345.34	125.86	21.25%
2010-11	460.36	135.00	30.06%

Assam : Achievements in Agriculture

- Assam has been awarded by Govt. of India for its best performance under NFSM (Rice) in Eastern Region of the Country.
- Assam has become 8th largest producer in India in respect of Rice (**Ranked 12th in 2006-07**)
- Increase in production during last 5 years (2006-07 to 2010-11)
 - Rice : 74%
 - Foodgrains : 71%.
 - Horticultural Crops : 15%
- World Bank has complimented Govt. of Assam for grand success of World Bank Aided Project “AACP”

Fisheries

Production and Demand (in Million Kg.)

Year	Production	Growth p.c. (Production)	Demand	Growth p.c. (Demand)	Shortfall
2007-08	190	-	210	-	20
2008-09	206	8.4%	224	6.7%	18
2009-10	218	5.8%	235	4.9%	17
2010-11	232	6.5%	248	5.5%	16
2011-12			263	6%	
2012-13	279 (required to meet demand fully)		279 (projected)	6%	47

Strategy to meet the increased demand

Additional Water Area required. for Fishery	15,000 Ha.
Production to be increased	45 MN kg @ 3000 kg/Ha.
Projected Cost for new areas for fishery	Rs. 600 cr. @ Rs.4.00 lakh /Ha.
Fund Requirement (assuming 50% subsidy)	Rs.300.00 cr.

Health :

Achievements under NRHM

Present Status of Health Indicators (as on 31-03-2011)

Indicator

Assam (DLHS/ RGI)

India

Assam Target by 2012

**MMR (Maternal Mortality
Ratio per 1 lakh live birth)**

480
(Source 2004-06, RGI)

333
(Source: SRS 2009)

254
(Source 2004-
06,RGI)

100

TFR
(Total Fertility Rate)

2.6
(Source: RGI, 2008)

2.6
(Source: RGI, 2008)

2.1

Maternal Health : Trend of Institutional Deliveries in Assam (HMIS Report)

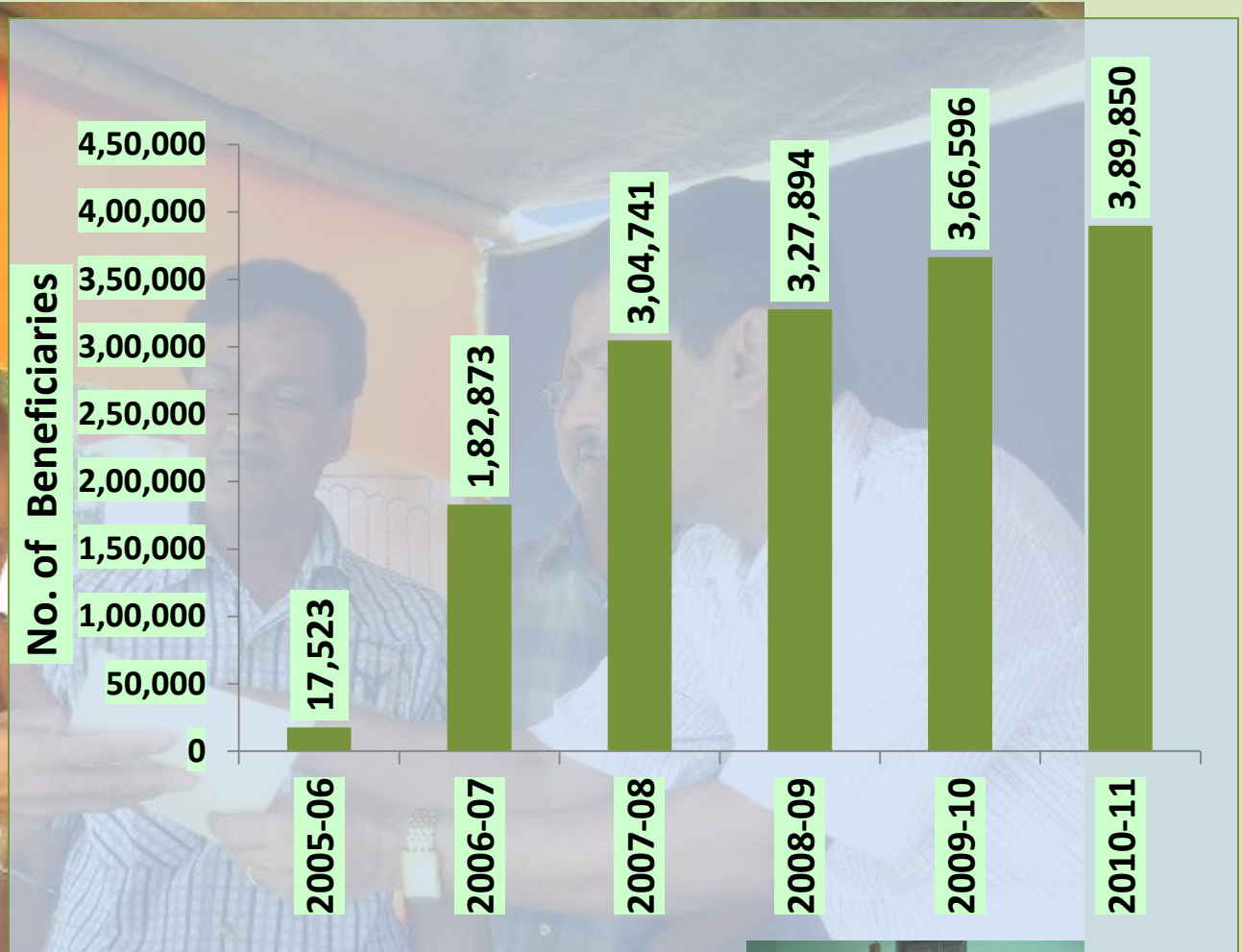


DLHS 3 (2007-08): 35.3%

CES, 2009, RRC-NE: 66.3%

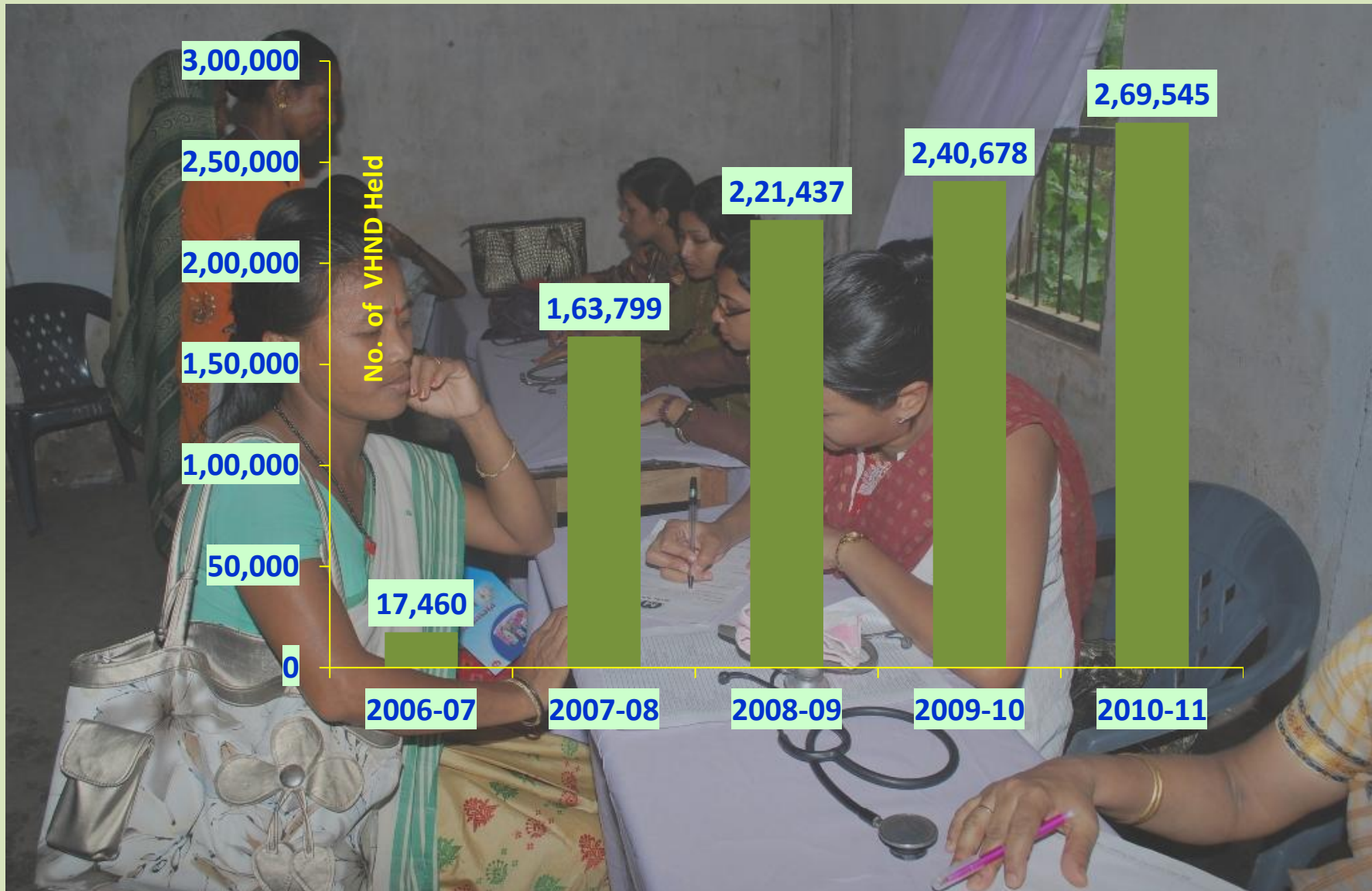
Maternal Health :

Trend of JSY Beneficiaries in Assam (HMIS Report)




Maternal Health :

Trend of Village Health & Nutrition Day



Child Health :Trend of Infant Mortality Rate (IMR) in Assam



- As per Maternal & Infant Mortality Survey, 2009; conducted by Regional Resource Center for NE-States, Ministry of Health & Family Welfare, Govt. of India, present status of IMR in the State is 46



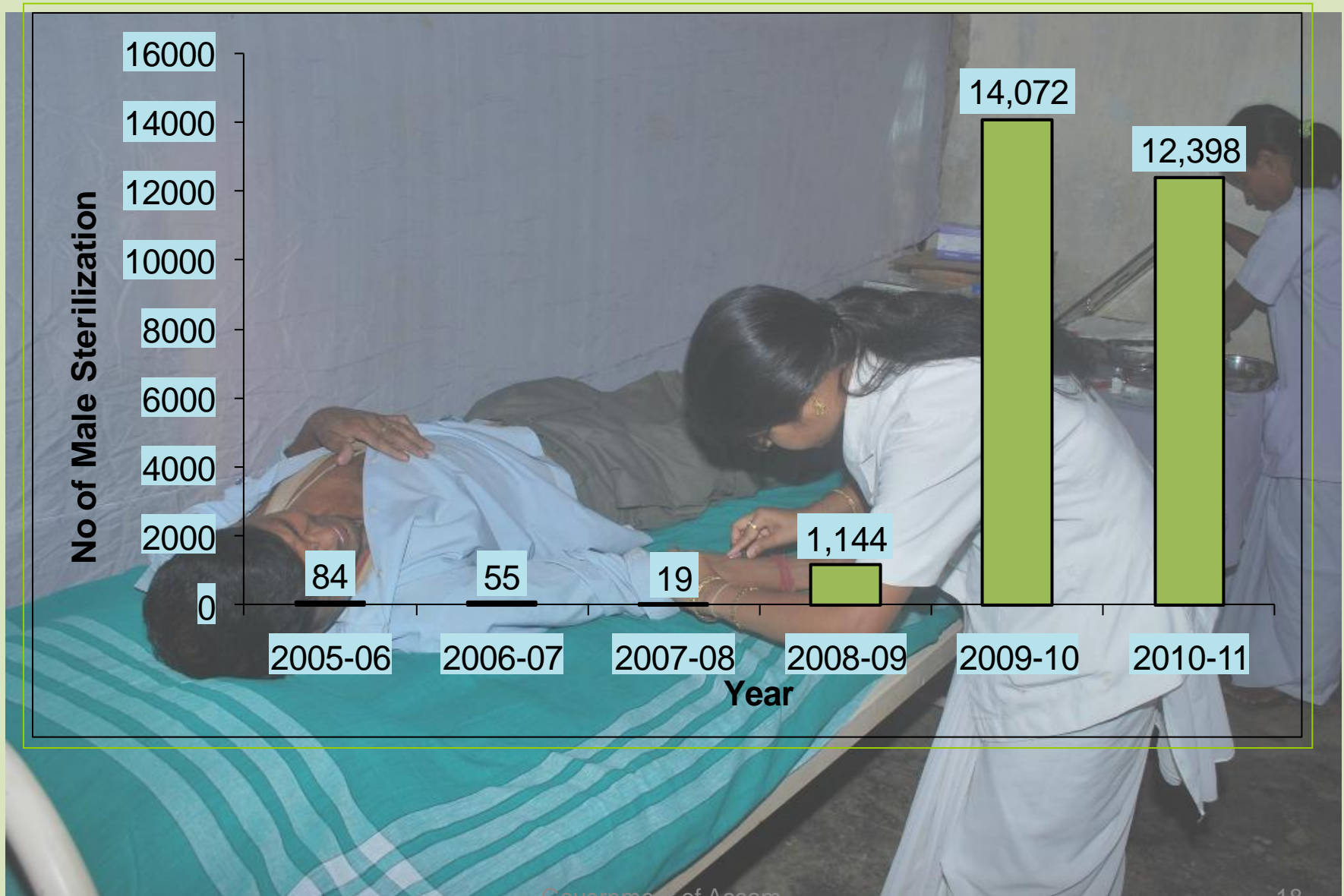
Child Health Status



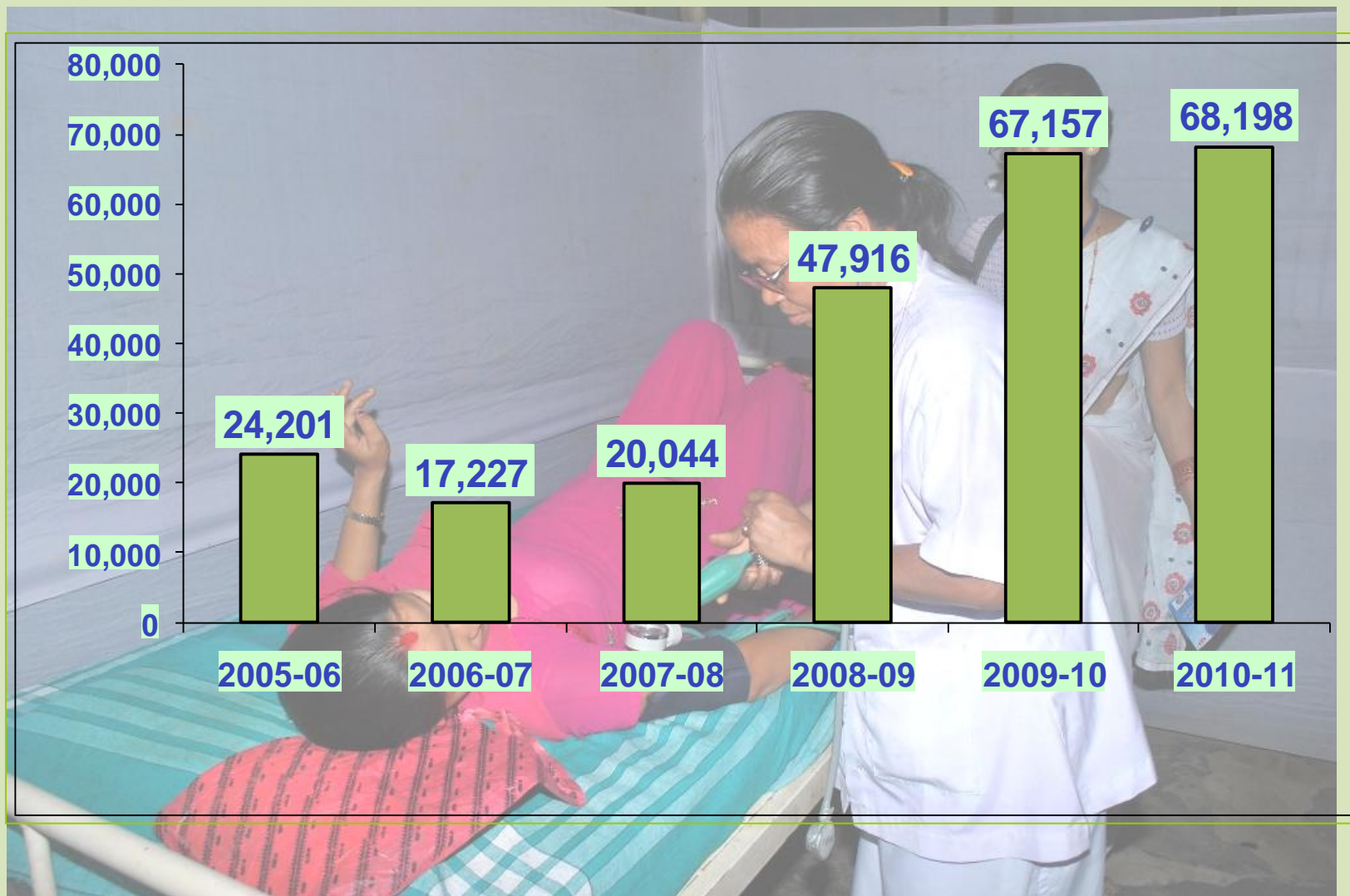
Indicator

	Status prior to NRHM	Present Status	
	SRS April 2005	2009 (SRS Jan' 2011)	CES, RRC NE 2009
Infant Mortality Rate (IMR) per 1,000 live birth	67	61	46
	DLHS-2 (2002-04)	DLHS-3 (2007-08)	CES, RRC-NE 2009
Children 12-23 months fully immunized (%)	16.0%	50.9%	70.0%
Children 12-23 months who have received BCG vaccine (%)	61.3%	83.8%	94.5%
Children 12-23 months who have received 3 doses of DPT vaccine %	36.3%	60.4%	87.1%
Children 12-23 months who have received 3 doses of polio vaccine %	27.6%	64.9%	86.7%
Children 12-23 months who have received measles vaccine (%)	33.7%	64.4%	81.7%

Family Planning Performance – Male Sterilization



Family Planning Performance – Female Sterilization

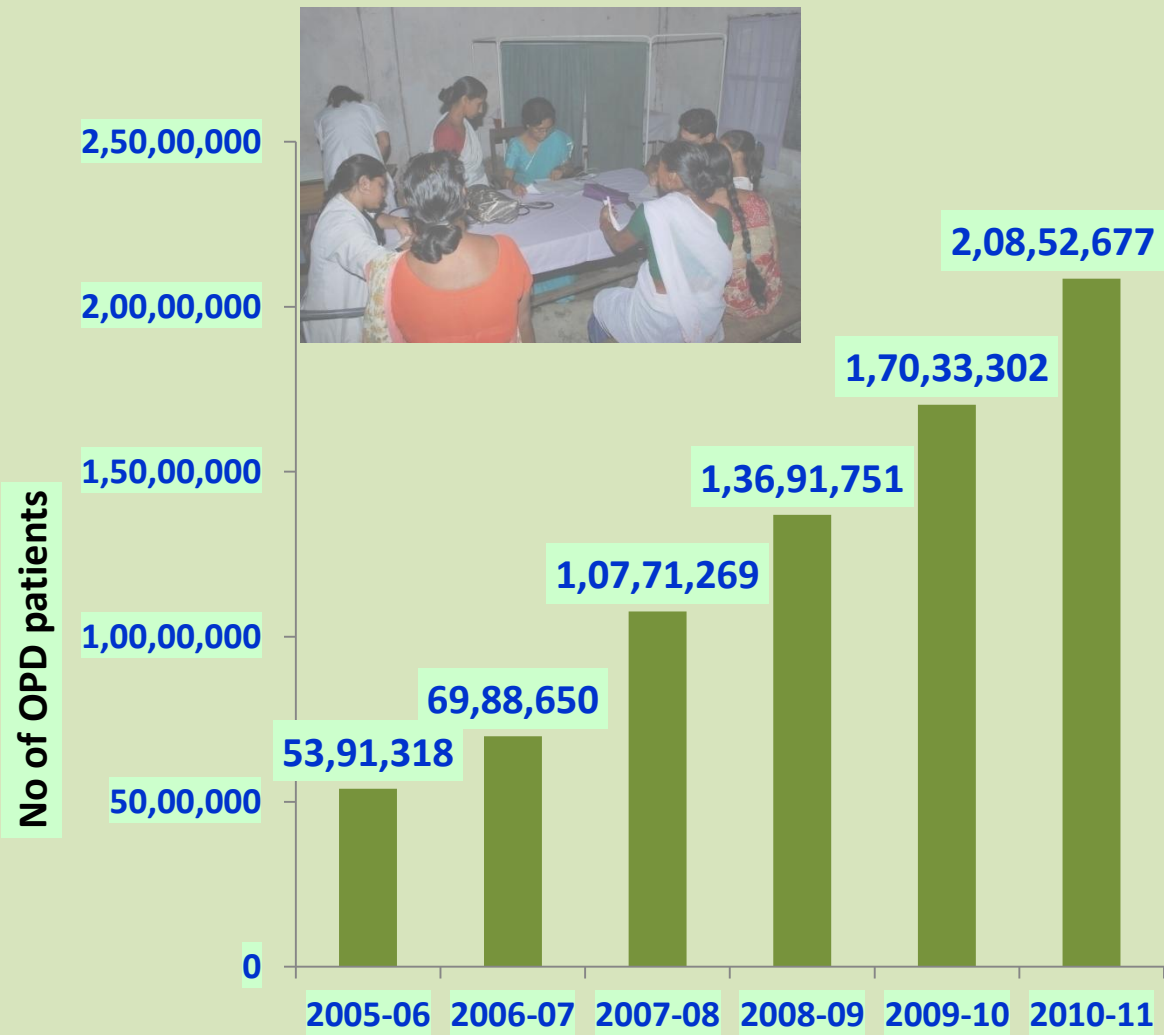




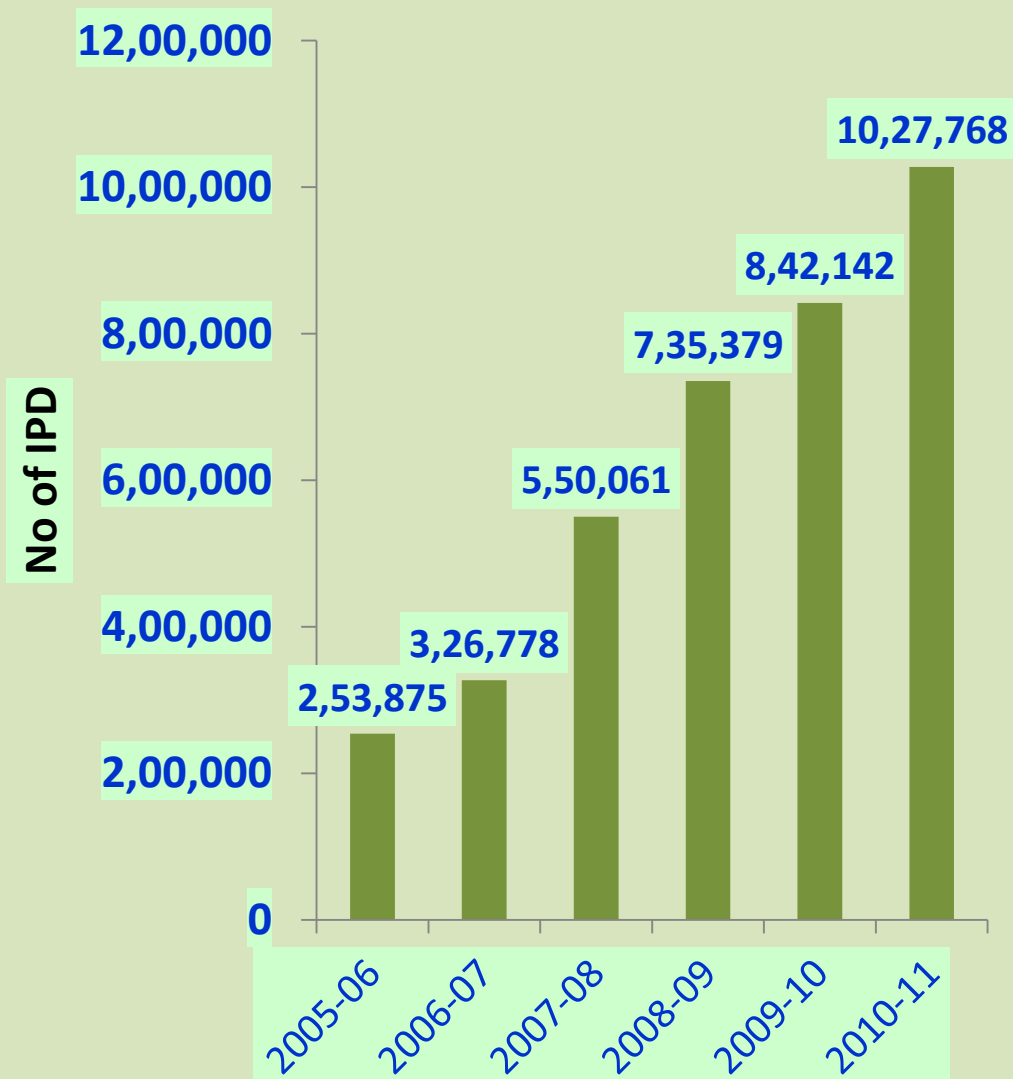
Boat Clinic in Assam



Trend of OPD in Assam



Trend of IPD in Assam



Present Status of Health Indicators

(as on 31-03-2011)



Indicator	Assam
Malaria – API (Annual Parasitic Incidence)	API = 2.23 (State Report: 2010)
Tuberculosis DOTS service	Cure Rate = 81% (State Report 2010)
Leprosy prevalence rate	<1/ 10,000

State Government Initiative to support NRHM

Mamoni – Nutritional Support for the pregnant women @₹1000/- in two installments. The Pregnant Women is also given “Mamoni”, a book on antenatal, natal and postnatal care.

Majoni - Social assistance to all the girl child born in the family up to second order is given a fixed deposit of ₹ 5,000/- for 18 years.

Morom - The *Morom* scheme provides financial support to indoor patients of Government Health Institutions for supplementary nutrition and compensation for wage loss during hospitalisation and post hospital expenses.

Sushrusha – Under this scheme an amount of ₹ 1.00 Lakh is granted as Financial assistance to people who have undergone Kidney transplantation after 1st April 2010.

Cardiac Surgery - 291 nos. of children with congenital heart disease have been operated at Narayana Hrudayalaya, Bangalore free of cost.

Operational Smile – 2,693 nos. of children undergone surgery for repair of cleft palate and cleft lip under Operation Smile Programme

Compulsory one year Rural Posting for MBBS doctors to get admission in the PG courses.



Education

SSA

Indicators	2007-08	2010-11
Out of School Children	3,39,100	1,24,599
Gross Enrolment Ratio (GER)- Primary	100.8%	106.9%
Gross Enrolment Ratio (GER)- Upper Primary	97.9%	92%
Net Enrolment Ratio (NER)- Primary	92.9%	96%
Net Enrolment Ratio (NER)- Upper Primary	90.3%	85.5%
Drop Out Rate (Primary)	9.83%	8.3%
Drop Out Rate (Upper Primary)	15.97%	15.2%
Enrolment (Primary)	33,34,720	3509718
Enrolment (Upper Primary)	17,63,936	23,76,681
Learning Achievement (Class-IV) –Passed with >60%	27.5%	32%
Learning Achievement (Class-VII)– Passed with >60%	20.4%	22.5%

SSA : Assam (Progress of Civil Works)

Activities	GoI Target			Achievement		
	2001-02 to 2007-08	2008-09 to 2010-11	Total (Cumulative)	2001-02 to 2007-08	2008-09 to 2010-11	Total (Cumulative)
Block Resource Centers [BRC]	91	0	91	91	0	91
New School building [NSB- LP]	5,962	2,721	8,683	5,962	2,719	8,681
New School building [NSB – UP]	1,170	0	1,170	1,170	0	1,170
Additional Classroom[ACR-LP/UP]	29,813	19,070	48,883	29,813	19,070	48,883
Repairing of school building [LP/UP]	0	1472	1,472	0	1,472	1,472
Separate Girls' Toilet	0	14,654	14,654	0	14,654	14,654
Toilets (LP /UP)	2,452	0	2,452	2,452	0	2,452
Drinking Water facility (LP/UP)	788	0	788	788	0	788
Urban Resource Centre(URC)	62	0	62	62	0	62
Augmentation of training facility in BRC	0	84	84	0	84	84
Kasturba Gandhi Balika Vidyalaya (KGBV) Building	15	11	26	13	9	22
Total	40,353	38,012	78,365	40,351	38,004	78,359

Position of Trained & Untrained Teachers in Assam

Level of School	Total No. of School	Total No. of Teacher	No. of trained Teachers	No. of un-trained teachers
Lower Primary (I-IV)	45,270	81506	55,609 (68.23%)	25,897 (31.77%)
Upper Primary (V-VIII)	13,385	43,140	16,174 (37.49%)	26,966 (62.51%)
Secondary (IX-X)	4,470	40,230	7,590 (18.87%)	32,640 (81.13%)
Senior Secondary (XI-XII)	733	13,848	2,783 (20.10%)	11,065 (79.90%)

Source: DISE – 2009-10

Secondary Education

Examination Results (p.c. of success)	1996	2010	2011
HSLC	35.54%	63.21%	70.38%
HS (Arts)	45.92%	68.66%	73.14%
HS (Science)	60.95%	85.15%	87.32%
HS (Commerce)	48.33%	73.17%	79.81%



**Anundoram Barooah Award
(PC /LAPTOP) for
1st Divisioners in HSLC
Examination**

**Cumulative till 2010:
93,002 No. of students**



Secondary Education		RMSA
Total No. of High Schools and H S Schools	5,377	Society registered and Mission Director notified
Recruitment of Teacher	School Management Committee	Minor repair grant of Rs.25,000/- released to 1786 Secondary Schools during 2009-10
Coordination	School Management Dev. Committee	Annual School grant of Rs.50,000/- per secondary school and minor repair grant of Rs.25,000/- released to 2671 Govt./ Provincialised /Local Body Secondary and HS Schools during 2010-11

Technical Education

Engineering Colleges/Institutes	Intake Capacity	
	2009-10	2011
4 Nos. of Government Engineering College	855*	4,013
4 Nos. of Private Engineering college		
9 Polytechnics	1545	1,620
2 Junior Technical Schools		

Status in 2010-11



5 new Engineering Colleges at Karimganj, Karbi Anglong, Tezpur, Dhemaji, Goalpara with **total Intake Capacity : 720 seats**

Engineering College in Tezpur will be started under PPP mode with 240 seats (50 seats will be at Government rates i.e. ₹ 1500/- per year)

Universities - State, Central and NIT Assam also provide engineering courses

Total future intake capacity : 4848 (University + Engineering Colleges + Pvt. College)

4 new polytechnics proposed this year

Mid Day Meals

No. of institutions at Primary Stage	50,178
--------------------------------------	--------

No. of Institutions at Upper Primary Stage	16,057
--	--------

Total Institutions	66,235
--------------------	--------

No. of Children Covered under MDM

Lower Primary Stage	32,54,840
---------------------	-----------

Upper Primary Stage	17,97,213
---------------------	-----------

NCLP School (327 Schools) National Child Labour Project	15,800
--	--------

Total Enrolment	50,52,053
-----------------	-----------

No. of Cook cum Helper

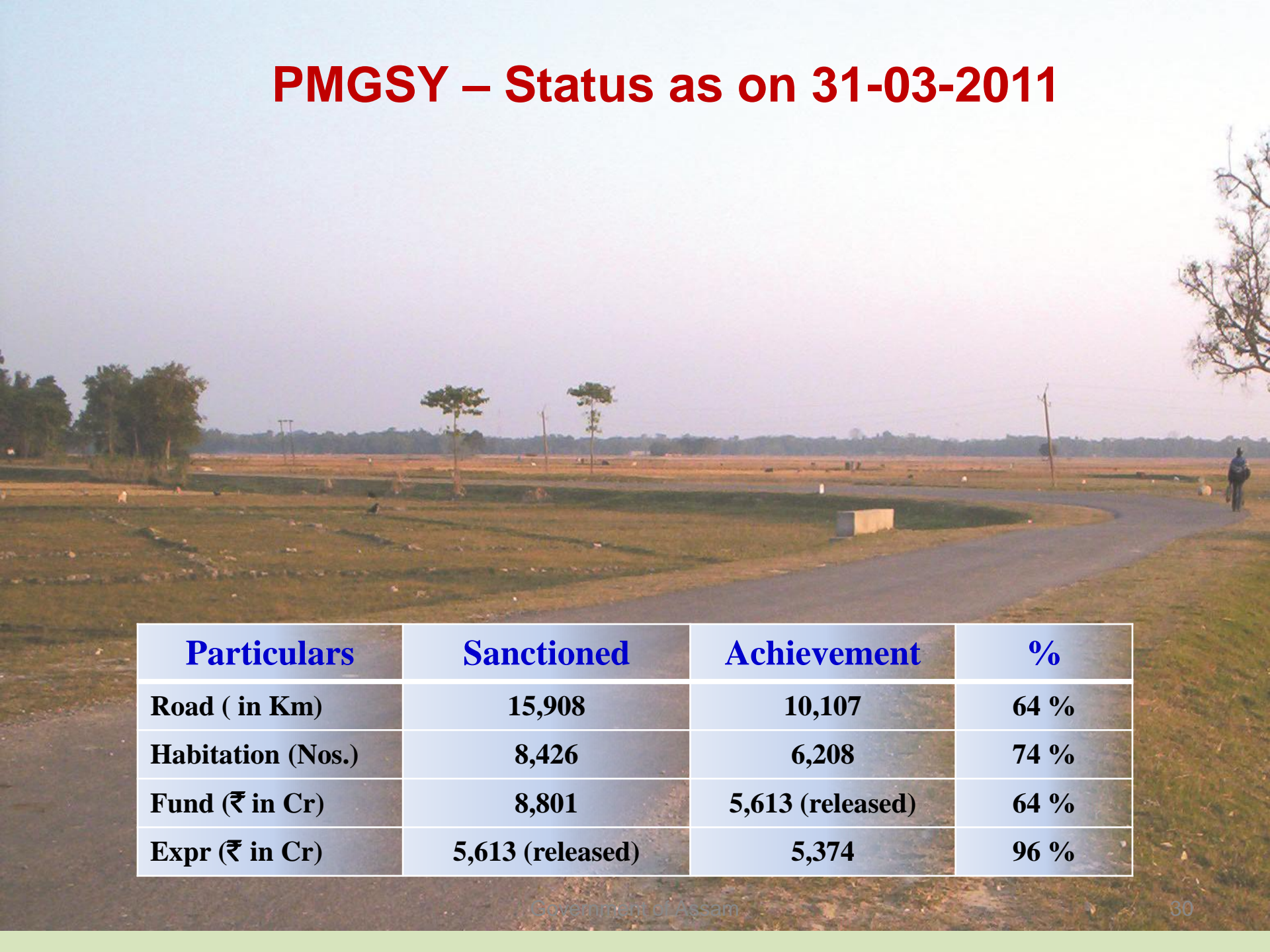
Primary	83,633
---------	--------

Upper Primary	30,240
---------------	--------

Total Cook Cum Helper	11,3873
-----------------------	---------




PMGSY – Status as on 31-03-2011




Particulars	Sanctioned	Achievement	%
Road (in Km)	15,908	10,107	64 %
Habitation (Nos.)	8,426	6,208	74 %
Fund (₹ in Cr)	8,801	5,613 (released)	64 %
Expr (₹ in Cr)	5,613 (released)	5,374	96 %

Road Connectivity : Road Surface Condition (Excluding NH and Other Non PWD Roads)



Status of Bridges

(Excluding NH and Other Non PWD Bridges)

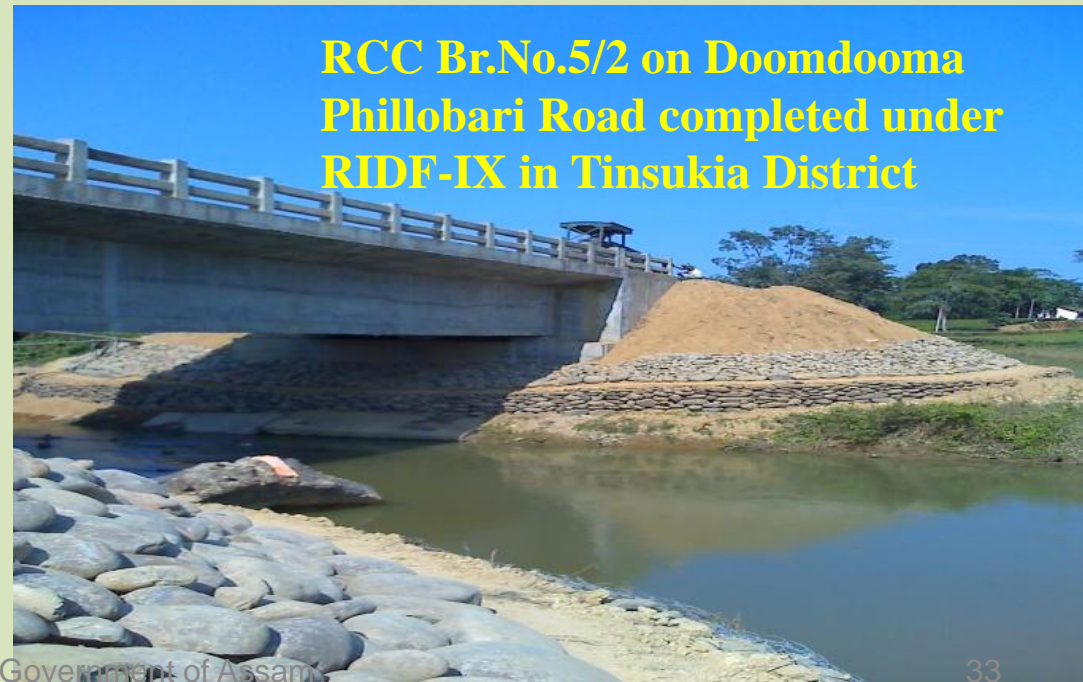


PMGSY : Issues

- Bharat Nirman should also cover connectivity to 500+ and 250+ habitations in plains.
- Construction of RCC bridge length upto 100 m may be funded under the Bharat Nirman projects. Currently, only upto 50 m is funded



Nambaghmora Lohugaon Road completed under MPNA in Sonitpur District



RCC Br.No.5/2 on Doomdooma Phillobari Road completed under RIDF-IX in Tinsukia District

MGNREGA



Component	2009-10	2010-11
Job Card Issued	36,11,714	37,69,559
Household Provided with works	21,37,270	17,75,077
Total Mandays	735.95 Lakh	475.30 Lakh
Average Mandays per job card	36 Days	25.02 Days
No. of Bank A/C & P.O A/C	28,23,248	28,65,465

Coverage extended to all districts



Shortfall in 2011 due to 43% excess rainfall over 2008-09 specially from April to October.



Power : RGGVY

RGGVY: as on 31-05-2011

Electrification of Un-electrified Village	6,295 Nos.
Intensification of Already Electrified Villages	9,388 Nos.
BPL Connections	61,5268 Nos.
Present Achievement of BPL connection	61.78 %

Ongoing Generation Project

Lakwa Waste Heat Recovery Project (37.2 MW)	to be commissioned by July, 2011
Namrup Replacement Power Project(106.4 MW)	to be commissioned by December, 2012.
Bongaigaon Thermal Project (250 MWx3)by NTPC	2 units of 500 MW (250 x 2) to be commissioned by November, 2011. The plant will be fully commissioned by 2012
Myntriang SHEP (9 MW)	to be commissioned by June, 2012
Lungnit SHEP (6 MW)	to be commissioned by 2013



Proposed Generation Project

Lower Kopili HE Project (150 MW)

DPR to be completed by March, 2012

**Margherita Thermal Power Project
(500 MW)**

JV with NTPC. Applied for Coal linkage

Amguri Power Project (100 MW)

**Pre feasibility Report (PFR) has been
prepared.**

**Revival of Chandrapur Thermal
Power Station(60 MW)**

**JV with M/S Imperial Energy & Co. Ltd.
Environment clearance under process**



Transmission & Distribution (T & D) and Aggregate Technical & Commercial (AT&C) Losses

Year	T & D Loss	Collection Efficiency	AT & C Loss
2010-11	26.34	96%	27.44
2011-12	25.07	96.20%	26.06
2012-13	24.29	96.40%	25.20
2013-14	23.29	96.60%	23.90
2014-15	21.89	96.80%	22.50
2015-16	20.69	97%	21.33
2016-17	19.49	97.20%	20.05
2017-18	19.09	97.40%	19.60
2018-19	18.69	97.60%	19.15
2019-20	18.28	97.80	18.69
2020-21	17.89	98%	18.26
2021-22	17.49	98.50%	17.76

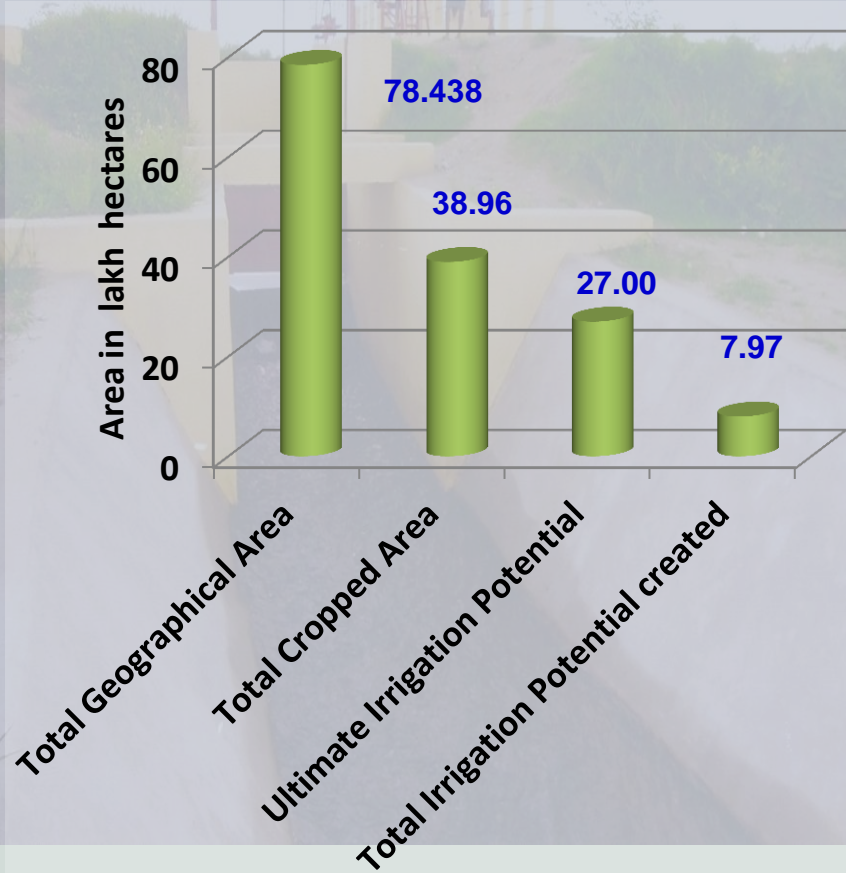
As per 18th Electric Power Survey, focus of Central Electrical Authority, the T & D and AT&C Loss of ASEB will be as above



Irrigation :

Salient Information as on March, 2011

Status as on March, 2011

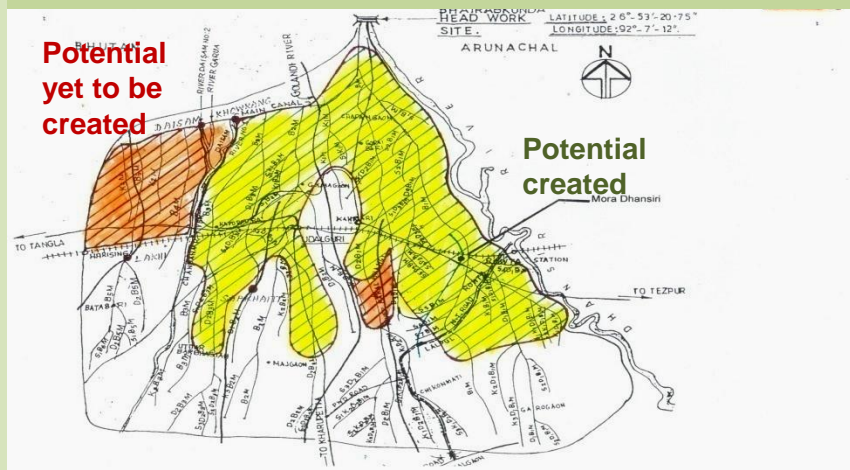


Project Status

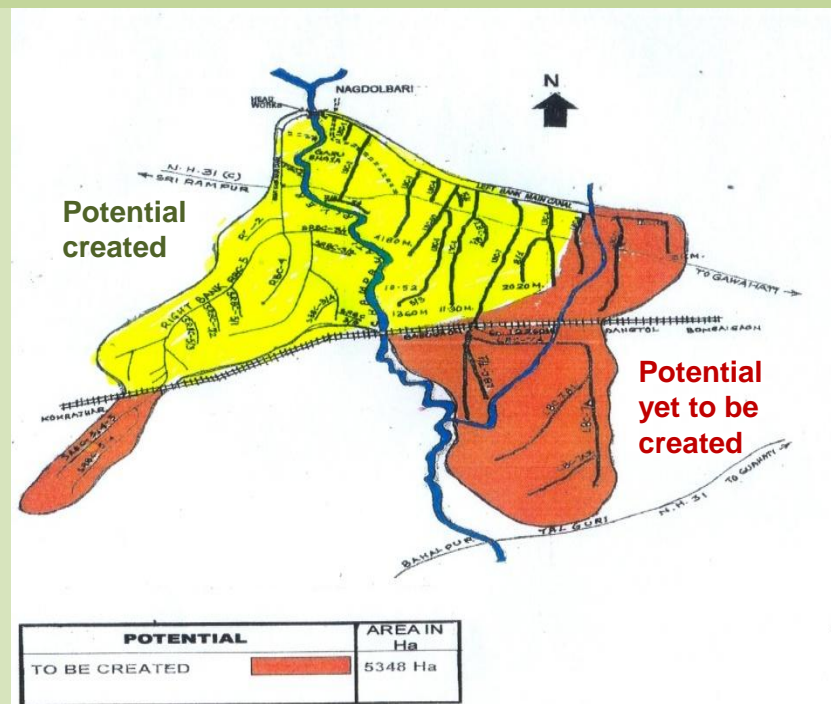
Name of Project with location	Inception	Potential Targeted	Reasons for delay	Targeted year for completion
<u>Dhansiri I.P.</u>	1976	83,366 Ha. (AIA) 41,683 Ha. (NIA)	Insurgency and local Problems	Targeted to be completed within 2013
<u>Champamati I.P.</u>	1980	24,905 Ha. (AIA) 15,094 Ha.(NIA)	Insurgency Problem Land Acquisition Problem	Targeted to be completed within 2013
<u>Borolia I.P.</u>	1980-81	13,562 Ha. (AIA) 8,907 Ha. (NIA)	Insurgency Problem Land Acquisition Problem	Targeted to be completed within 2013
<u>Buridihing I.P.</u>	1979-80	5,054 Ha.(AIA) 3,050 Ha.(NIA)	Land Acquisition and other local Problems	State Govt. proposed for truncated closure of the project due to resistance of local people on LA

Potential created / to be reated

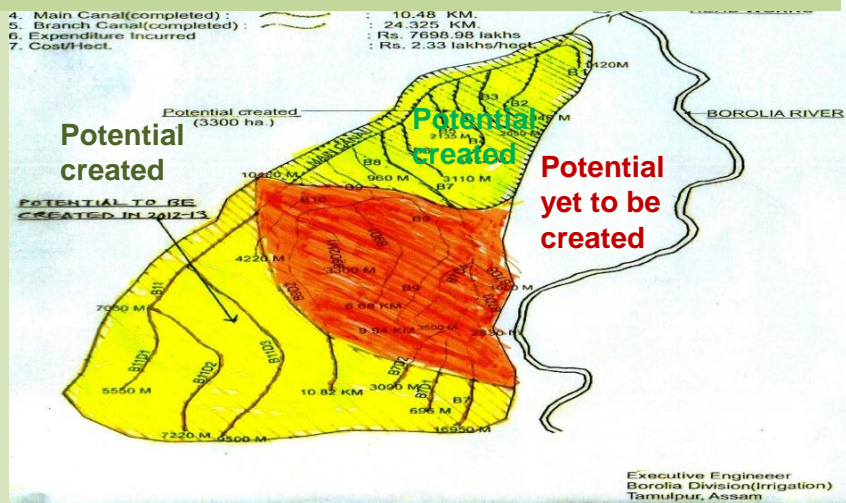
DHANSIRI I.P.



CHAMPAMATI I.P.



BOROLIA I.P.



Minor Irrigation Projects under AIBP during 2007-11

- 727 nos. of Minor Irrigation schemes sanctioned under AIBP during 2007-11.
- Out of 727 nos. of schemes, 211 nos. of schemes completed up to March 2011 by creating potential up to March 2011 = 78,328 Hectares.
- Potential targeted to be achieved during 2011-12 = 1,01,034 Hectares.
- Potential targeted to be achieved during 2012-13 = 1,47,928 Hectares.
- Upto date expenditure upto March, 2011 = ₹ 814.46 crores (during 2007-11)
- Fund required for financial year 2011-12 = ₹ 1,192.49 crores.



Majuli Nareng Bagor Bundh FIS 2009-10

Water Resource

Embankment : Strengthening for Flood Mitigation

Age of Embankment`	p.c.
More than 50 years	4.73
More than 40 to 50 years	66.16
More than 30 to 40 years	22.76
More than 20 to 30 years	6.10
More than 10 to 20 years	0.22
More than 0 to 10 years	0.0

- 94 % of total embankments more than 33 years olds
- Embankments constructed as a short term measure with a life span of 25 years.
- 94% of existing embankment systems outlived their lives.

Total Estimated Cost for raising and strengthening of the embankment system :

➤ R/S of Brahmaputra dyke (geo tube)	➤ Rs.810 crore
➤ R/S of Tributary Dyke	➤ Rs.2030 crore

For the year 2011-12 a special assistance of Rs.500 crore is requested

Skill Development Initiative

- State has 28 fully functional ITIs and 3 new ITIs at Mangaldoi, Kajolgaon and Suklai which are nearing completion.
- 16 ITIs adopted under PPP mode.
- 7 ITIs have been upgraded under COE.
- 25 Govt. ITIs and 28 Private ITCs have started conducting training programmes under Modular employable skill.
- Enhancement of sitting capacity by way of introducing additional shifts in ITIs.
- 203 ITIs proposed to be created in the state to cover remaining unserved blocks. For allotment of land for these SDCs 35 development blocks identified. During the current year 30 ITIs to be set up.
- 5 mini ITIs under construction.
- Computerisation of Employment Exchanges is almost completed.
- Special ITIs on Tourism and Hospitality in Kaziranga National Park, Kohora to be taken up.



Government of Assam





Chief Minister's Innovative Programme (A Multi-Sectoral Initiative)



Year	Fund Allocated (₹ In crore)	Opportunities created
2008-09	382.34	Self employment, Income Generating Assets etc.
2009-10	418.63	
2010-11	346.50	



Minorities Welfare

(from 2007-08 to 2010-11)

- The total Minority Population of the state is **93 lakhs (35% of the total population).**
- Riverine Islands (Char Areas) has a population of **25 Lakhs.**
- The thrust area of development - Agriculture, Skill Development and Drinking Water Sector.



Minorities Welfare

Trng. to Youth for Self employment	2,629 Nos.
Sewing Machines	2,169 Nos.
Girls Hostel constructed	8 Nos.
Girls Common Room constructed	110 Nos.



Char Areas Development

Power Pumps	4,781 Nos.
Power Tillers	395 Nos
Hand Tube Wells	19,456 Nos.
Training for Self Employment	1,586 Nos.

Multi Sectoral District Development Plan (MSDP)

upto 31st March, 2011

Particulars	Unit/Assistance	Particulars	Unit/Assistance
Total District-	14 Nos.	Anganawadi Centre	1,385 Nos.
Total Allotment for 11 th Five year Plan	₹ 703.50 cr.	Drinking Water Schemes	3,732 Nos.
Total Fund Released to State Govt. by Ministry of Minority Affairs, GOI	₹ 239.16 cr.	Additional Classrooms	1,779 Nos.
Total Fund Utilized by the State up to 31 st March, 2011	₹ 141.83 cr.	ITI	2 Nos.
Works taken up:		Polytechnic	1 Nos.
IAY	73,551 Nos.	Toilets and Drinking Water	220 Nos.
Health Sector	98 Buildings	Solar Lights	9,905 Nos
		Hostels	7 Nos.

Social Welfare: Physical Achievement



- Anganawadi Centres increased from 59695 (2009-10) to 62153 (2010-11)
- 56681 AWCs operationalised under 231 ICDS project till 2010-11.
- 29748 nos. AWCs has own structure, 1900 nos. in progress.
- Providing locally available fruits like banana as morning snacks under SNP.
- State Child Protection Society constituted in August, 2010 to [implement ICPS](#).
- 823 Nos. of beneficiaries assisted under [Mukhyamantrir Jibon Jyoti Bima Achoni](#) during 2010-11
- 8 no. NGOs selected for construction of [night shelter](#) home.
- ₹ 25.00lakh provided as grants in aid to Kasturba Gandhi National Memorial trust.
- Rajiv Gandhi National Scheme for Adolescent girls ([SABLA](#)) is being implemented in 8 selected districts.
- 5000 target has been fixed under **Indira Gandhi Matritva Sahjog Yojana(IGMSY)** to cover 2 selected districts viz. Goalpara and Kamrup.
- The survey of identification of disabilities in the state as suggested by Working Group going on.
- A survey completed on homeless children with the assistance of NIPCCD in the year 2010-11.

Social Welfare...

Special Innovative Schemes:

- 50,000 nos. of single widow and unmarried single women above the age group of 45 years covered for one time assistance @₹ 10,000/ under Chief Minister's Special Packages for women empowerment ([Baideu & Nabou](#))
- [Marriage assistance](#) @₹ 10,000/ to 9450 nos. BPL girls who marry after attaining the age of 20 years to prevent child marriage and school drop out at primary and secondary level.
- Besides, 448 nos. of beneficiaries assisted @₹ 3,000/ as regular grant.
- 2000 nos. women SHGs assisted under [Mukhyamantrir Mohila Samridhi Achari](#) involving an amount of ₹ 1,000.00 lakhs.
- Harijan Community covered for Cultural & Socio-economic upliftment .

Other schemes :

- All Anganwadi workers and helpers insured in collaboration with Government of India and LIC under the scheme Anganwadi Kajarkarty Bima Yojana.
- ₹ 100.00 lakh provided for setting up of two old age home for women at Sonapur and Titabar.
- 27,691 nos. of beneficiaries covered under [Aam Admi Bima Yojana](#)

PPP Overview

Government of Assam through its PPP Policy has initiated various steps to improve PPP enabling environment in an effective manner so as to create physical infrastructure to trigger rapid industrialization and to deliver the basic infrastructure services.



Status of PPP Projects in the State

No. of Projects shortlisted	42
No. of Projects Completed	4
No. of ongoing Projects	10
No. of Projects under process	28
Total Project Cost	₹ 8,430.28 crores

PROPOSAL FOR A SPECIAL PACKAGE FOR ASSAM

- **Plan size for 2010-2011 was Rs.7645.00 cr.**
- **Amount proposed for 2011-12 is Rs.10,772.72Cr.**

In addition, the following Special Package is requested -


One time ACA/SPA for ongoing projects	Rs. 600 Cr
Various development work to be taken up in the line of CMSP 2010-11	Rs. 1,500 Cr
Majuli Development (Preparation of DPR & Survey etc.)	Rs. 50 cr
For 3 Universities (AAU, GU, DU)	Rs. 300 cr.
Financial Assistance for provincialisation of 14,000 Schools	Rs. 3,036 cr
For extra works in three New Medical Colleges viz. Jorhat, Barpeta, Tezpur and establishment of New Medical College at Diphu	Rs. 100 cr.
Strengthening and improvement of embankments along the Brahmaputra and its tributaries	Rs. 500 cr.
Infrastructure Development of 6 new Tribal council and 14 Development Councils.	Rs. 900 cr.

PROPOSAL FOR A SPECIAL PACKAGE FOR ASSAM

Continued...

Special package for Development of State Highways, Major District Roads & Urban Roads (Including conversion of SPT Bridges to RCC bridges)	Rs. 3,000 Cr.
Special package for development of road connectivity of Barak Valley	Rs. 1,000 Cr.
For Employment Generation Mission : Setting up of Skill Development Centre at par with mini it is in 60 uncovered Blocks	Rs. 100 cr.
Establishment of a Power Project under ASEB for Generation of 600 MW thermal power(Estimated cost Rs.4800 cr.)	Rs. 400 cr.
Creation of employment opportunities to surrendered militant of Karbi Anglong & Dima Hasao District	Rs. 500 cr.
For creation of educational infrastructure in Bodo Territorial Council as per Vision Document.	Rs.500 cr.
North East Equipment Bank	Rs. 5 cr.
Setting up of a Centre of Innovation Planning & Resource Management	Rs.10 cr.
TOTAL	Rs. 12,501 cr.

This Special Package of Rs.12501 Cr. may please be provided in Phase manner within a period of 3 or 4 years.

A photograph of a tree-lined road at sunset. The sun is low on the horizon, creating a strong orange glow and long shadows. A person is walking away from the camera on the path. The trees are lush and green, framing the scene.

**“Action to be effective must
be directed to clearly
conceived ends.”**

- Jawaharlal Nehru

**for a Better
Tomorrow**

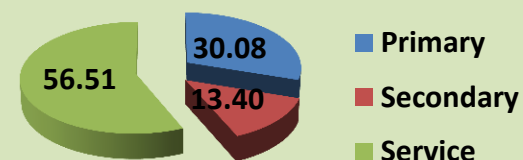


Thank You

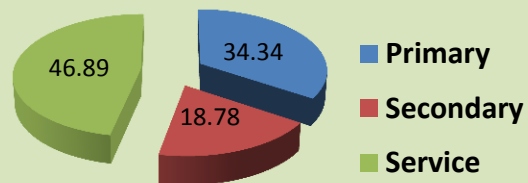
Sectoral Break up of STATE GSDP

Sector	2004-05	2005-06	2006-07	2007-08	2008-09	2009-10	2010-11
Primary	34.34	34.00	33.06	32.52	32.04	30.71	30.08
Secondary	18.77	17.06	16.18	15.28	14.86	14.15	13.40
Service	46.89	48.94	50.76	52.20	53.10	55.14	56.52

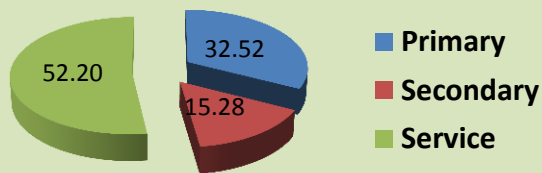
2010-11



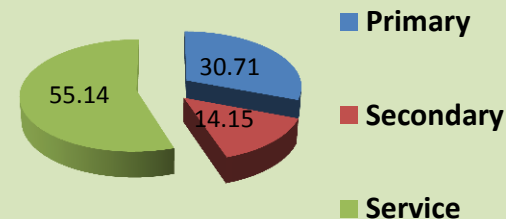
2004-05



2007-08



2009-10



Innovation- MAMONI SCHEME : under Assam Bikash Yojana

- All pregnant women are eligible for availing the scheme.
- During the First Registration, the Pregnant Women is given [Mamoni](#), a book on antenatal, natal and postnatal care.
- During her 2nd ANC, the pregnant women is given an account payee cheque of ₹ 500/- as a nutritional support.
- During her 3rd ANC she is given ₹ 500/-

Assistance Pattern	No. of Beneficiaries Mar. 2009 to Mar. 2011
1 st installment of Rs. 500/- per pregnant women	6,48,850
2 nd installment of Rs. 500/- per pregnant women	5,09,565
Total	11,58,415



Innovation - MAJONI
SPECIAL ASSISTANCE TO GIRL CHILD
under Assam Bikash Yojana

- “Majoni” – Special assistance to all the girl child born in the family up to second order is given a fixed deposit of ₹ 5,000/- for 18 years – an initiative by Govt. of Assam
- The families conforming to the Govt. policy of 2 children are only eligible for the scheme.

Performance Parameter	
February 2009 to March 2011	
No. of application forms received for Majoni benefit	1,53,529
No of Fixed deposit issued to beneficiaries	1,19,618



Innovation - Morom

Financial Support to Indoor Patients of Govt. Hospitals under Assam Bikash Yojana

- The Morom scheme provides financial support to indoor patients of Government Health Institutions for supplementary nutrition and compensation for wage loss during hospitalisation and post hospital expenses.
- Indoor patients admitted to a Hospital will receive Rs. 75/- per day for Medical College, Rs. 50/- per day for District Hospital and Rs. 30/- per day for SDCH/ CHC/ PHC.



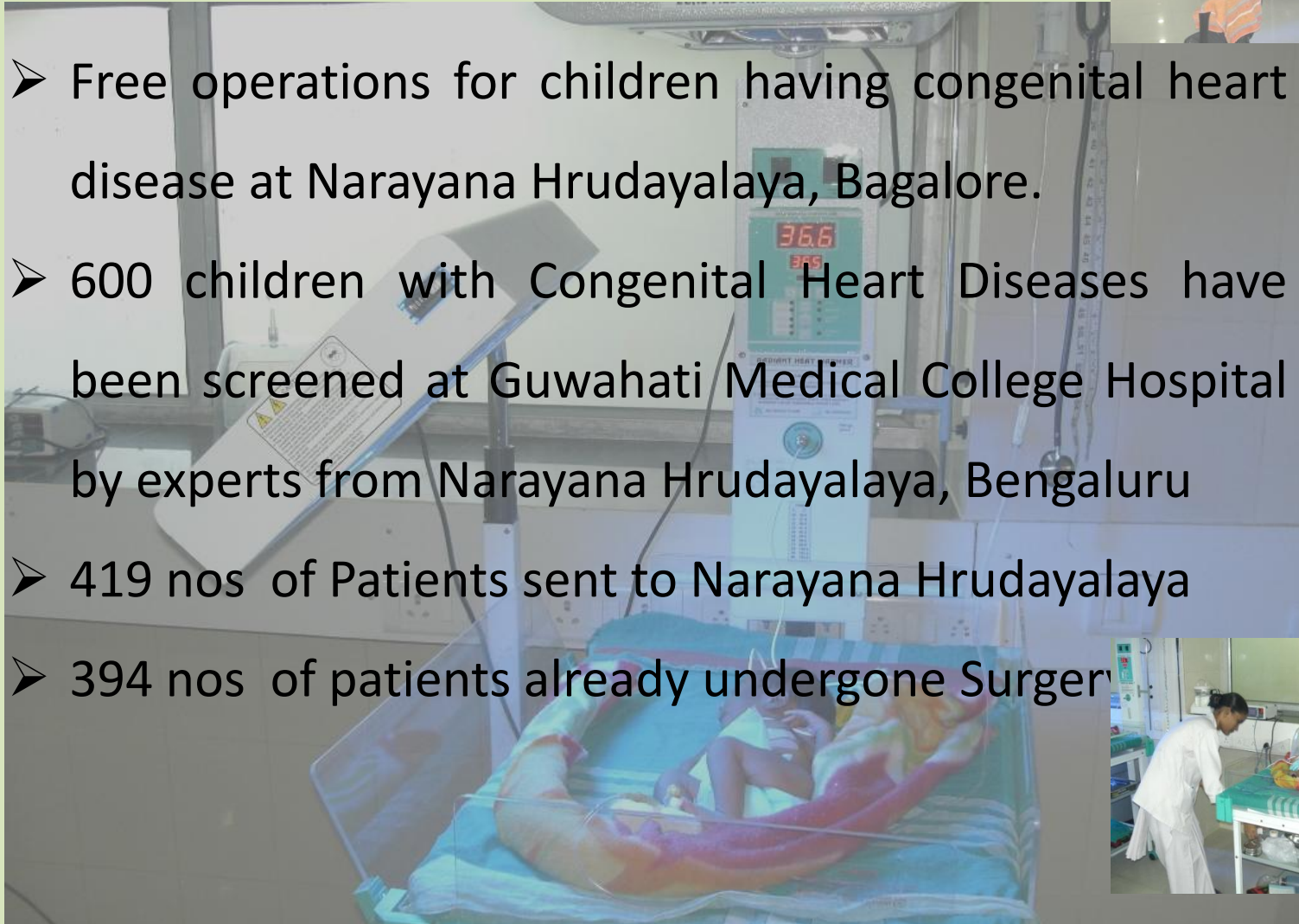
Free operations

for children having Congenital Heart Disease

An initiative from Government of Assam



- Free operations for children having congenital heart disease at Narayana Hrudayalaya, Bagalore.
- 600 children with Congenital Heart Diseases have been screened at Guwahati Medical College Hospital by experts from Narayana Hrudayalaya, Bengaluru
- 419 nos of Patients sent to Narayana Hrudayalaya
- 394 nos of patients already undergone Surgery



**Susrusha - Financial assistance to people who
have undergone Kidney Transplantation
- An initiative from Government of Assam**



- Under “**Sushrusha**” scheme, an amount of ₹ 1.00 Lakh is granted as Financial assistance to people who have undergone Kidney transplantation after 1st April 2010.
- The scheme launched on 23rd August 2010
- So far 33 patients have received the benefit.

Operation Smile:

Free Surgery for children having cleft palate and lip

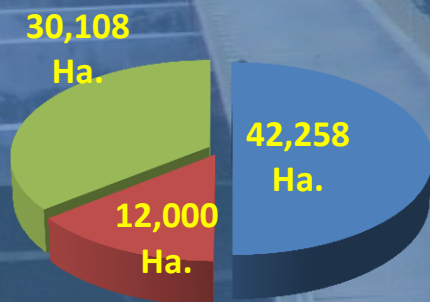
- Free surgery for cleft palate and cleft lip.
- The programme is being implemented by an international NGO “Operation Smile”
- Till date 3026 nos of Surgeries being conducted from January 2009.



Dhansiri I.P.


Potential Created as on March, 2011	42,258 Hectare	Up to date Expenditure	₹ 284.55 cr.
Potential to be created in 2011-12	12,000 Hectare	Fund Required for 2011-12	₹ 172.40 cr.
Potential to be created in 2012-13	30,108 Hectare	Fund Required for 2012-13	₹ 140.30 cr.

Physical Status



- Potential Created as on March 2011
- Potential to be created in 2011-12
- Potential to be created in 2012-13


Financial Status



- Up to date Expenditure
- Fund required for 2011-12
- Fund Required for 2012-13

Champamati I.P.


Potential Created as on March 2011	9,746 Ha.(NIA)	Up to date Expenditure	₹ 134.16 cr.
Potential to be created in 2011-12	3,209 Ha.(NIA)	Fund Required for 2011-12	₹ 105.76 cr.
Potential to be created in 2012-13	2,139 Ha.(NIA)	Fund Required for 2012-13	₹ 69.30 cr.



Borolia I.P. Project Status

Potential Created as on March 2011	3,300 Ha.(AIA)	Up To date Expenditure	₹ 76.99 cr.
Potential to be created in 2011-12	3,700 Ha.(AIA)	Fund Required for 2011-12	₹ 20.76 cr.
Potential to be created in 2012-13	6,562 Ha.(AIA)	Fund Required for 2012-13	₹ 37.68 cr.

Physical Status



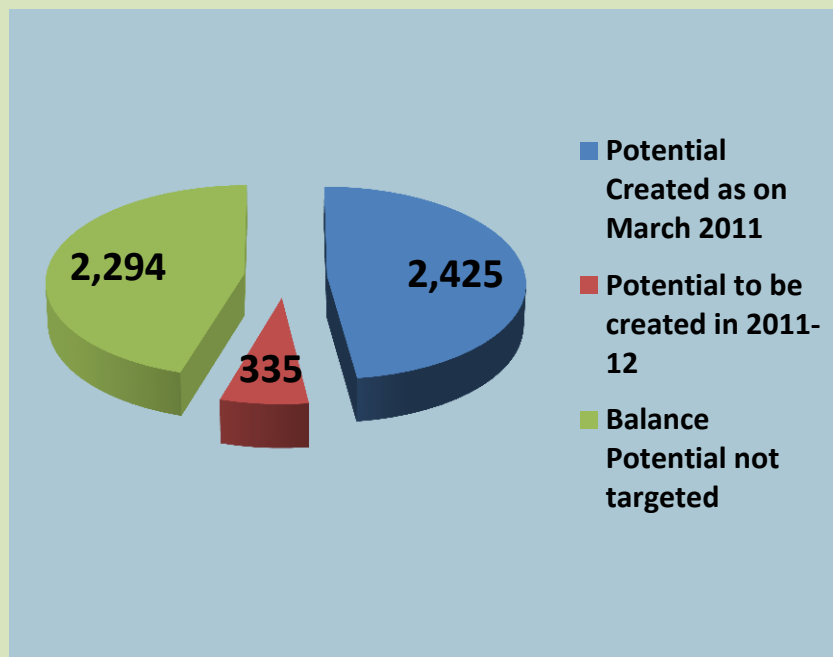
Financial Status



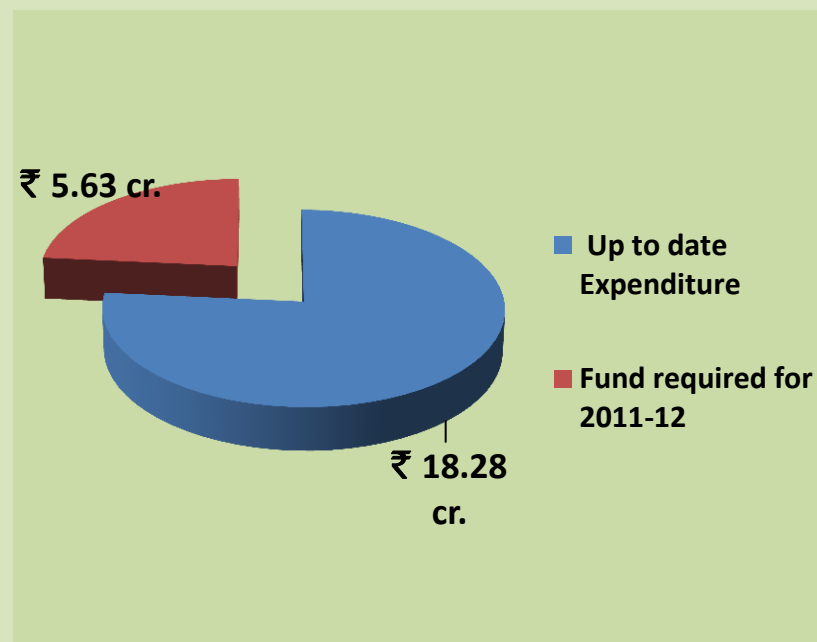
Buridihing I.P.

Potential Created as on March 2011	2,425 Ha.(AIA)	Up to date Expenditure	₹ 18.28 cr.
Potential to be created in 2011-12	335 Ha.(AIA)	Fund Required for 2011-12	₹ 5.63 cr.
Balance Potential not to be targeted	2,284 Ha.(AIA)	Truncated closure due to local problem	

Physical Status



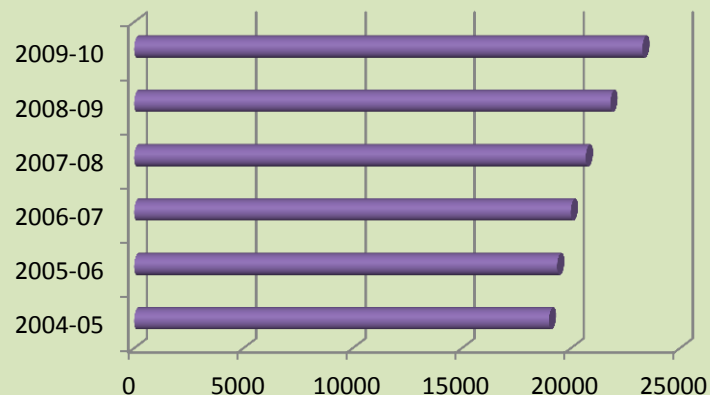
Financial Status



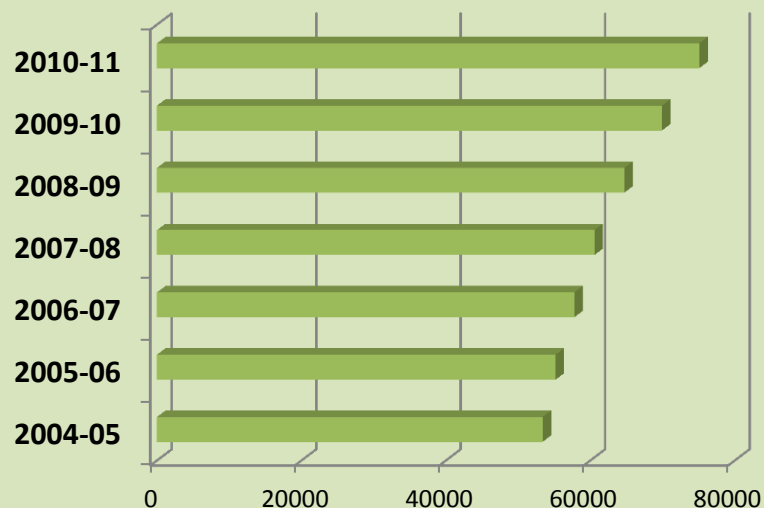
GSDP and State Per Capita Income at constant prices (at 2004-05 prices)

Period	GSDP (₹ In crore)	Per Capita Income (in ₹)
2004-05	53397.72	18993
2005-06	55213.56	19369
2006-07	57782.53	19997
2007-08	60567.50	20684
2008-09	64696.88	21813
2009-10 (Q)	69923.65	23279
2010-11 (Adv)	75082.07	24687

Per Capita Income
(in Rs.)



Growth of GSDP
(Rs. In crore)



Social Welfare

Financial Achievement during 11th Plan

Annual plan period	Allocation (₹ in crore)	Expenditure (₹ in Crore)	Percentage (%)
2007-08	90.17	80.12	88.85
2008-09	178.47	107.14	60.03
2009-10	152.09	148.14	97.40
2010-11	236.56*	231.28	97.77

(Excluding NSAP)

*includes ₹ 500.00lakh as S.D. for Mahila Samridhi Yojana

Projected Outlay Eleventh Five Year Plan (2007-12)
: ₹ 738.93 cr.

Expenditure 2007-11 : ₹ 566.67 cr. (76.69%)



Key Issues

- Timely release of Grant etc. by Govt. of India for maintaining momentum of ongoing works as per work programme.
- Grant towards schemes under CADWM needs to be enhanced to 90:10 basis instead of 50:50.
- Grant towards schemes under AIBP needs to be 100 p.c. in the event the on going schemes are required to be completed as per MoU.
- To avoid delays in probable date of completion of projects, CWC sanctioning offices need to be located in the region vis-à-vis state.
- To complete 300 Nos. of ongoing DTW Irrigation Schemes under State Plan, a special package amounting to Rs.200 crore may be sanctioned under one time central assistance for the benefit of small and marginal farmers of the state.

Power – Achievement under different schemes in generation, transmission and distribution sectors



Year	2007-08	2008-09	2009-10
Net Generation Achieved	1498.14 MU	1629.87 MU	1712.21 MU
Plant Load Factor	51.8%	56.60%	57.66%
Power Handling Capacity of Transmission Grid	890 MW	1000 MW	1443 MW
Peak Demand	869 MW	893 MW	984 MW
Energy Sold	2696 MU	3043 MU	3256 MU

Chief Minister's Innovative Programme

- Top Priority was accorded on rational and optimum utilization of plan fund.
- Chief Minister's Assam Bikash Yojana have been introduced in the 2008-09 with a view to push the pace of development in identified sectors.
- Due to encouraging response, the programme was continued up to 2010-11 and the total utilization of plan fund was around ₹1,000 crore under this programme for three years from 2008-09.
- As an innovative measure, for optimum utilization of scarce plan resources we have introduced Chief Minister Special Package (CMSP) with total financial involvement of ₹ 1156 crore under annual plan 2010-11.

Chief Minister's Innovative Programme

Some specific schemes have been implemented under.

- **Agri-allied services (assisted small & marginal farmers by providing tractors, power tillers)**
- **Rural Development (provided input such as CI sheets and cash etc to poor families for shelters)**
- **Handloom & Textiles, Sericulture (tool kits, yarn to artisans, weavers)**
- **Energy – Distribution of solar lamps to students, CFL bulbs to BPL families and transformers under CM's power supply assurance scheme,**
- **Education , Cultural Affairs, Sports & Youth Welfare,(financial assistance to educational institutions, budding sportsman, youth club, artist, wavers)**
- **Health & Family Welfare (Mamoni, Majoni, Mamata)**
- **Labour & Employment, Tea Welfare, Social Welfare sectors.**
- **It has been an extremely effectiveness development intervention which has been reflected in the historic mandate in the General Assembly Election, 2011.**

83% of farmers are Net Consumers in Assam

Issues : Small & Marginal Farmers

Total No. of S & M Farmers	22.60 lakh (83% of total farmers)
Land owned by S & M Farmers	13.94 lakh hectares
Average land holding per family	0.62 hectares
Area under rice per family	0.53 hectares
Average rice production by a family (1638 kg x 0.53)	868 kg per year
Average no. of members in a family	07
Average rice consumption per family	1150 kg per year
Shortfall of rice per family	282 kg per year (25% of requirement)
Average pulses consumption per family	77 kg. per year
Shortfall of pulses per family	55 kg per year (72% of requirement)
Average oilseed consumption per family	102 kg per year
Shortfall of oil seeds per family	57 kg. per year (56% of requirement)

This proves that 83% of the farmers are net consumers and not the producers. Therefore, any increase in prices in the foodgrains affects adversely 83% of the farmers as well. It ultimately benefits the surplus states like Punjab & Haryana.

Baideu & Nabou

- State government has adopted the state policy in 2005 for empowerment of women,
- provides financial assistance, in shape of annual grant-in-aid to unmarried/ single women and widows above 45 years of age belonging to BPL category, to strengthen their sense of self confidence in time of difficulties and distress.
- ₹ 10,000/- to each selected beneficiary are to be given.
- Beneficiary is to be selected by District Level Committee.



Integrated Child Development Services (ICDS)

- This is a centrally sponsored scheme with funding pattern 90:10 by central govt. and state govt. respectively with effect from Annual Plan 2009-10.
- These services comprising with the following:-
 - Immunization
 - Pre school Education
 - Supplementary Nutrition
 - Health & Nutrition Education
 - Health Check-up
 - Referral service
- The schemes have been implementing through the ICDS networks.
- Children of age group below 6 years and pregnant and lactating mothers are provided supplementary nutritious food through the committee constituted for the purpose.

Marriage assistance

- To decrease the incidents of child marriage in the state, the one time grant of financial incentive of ₹ 10,000/- to parents of girls belonging to BPL families who attaining the age of 20 years.
- This scheme will automatically empower the girl children for decision making in case of their marriage.
- Raising of marriage age, the drop out rate of girl children in the school can be reduced.
- A District Level Selection Committee will select the beneficiary

Mukhyamantrir Jibon Jyoti Bima Achoni

- This is a major social security scheme under State plan.
- This scheme has been launched in the year 2006-07.
- The aim is to provide relief to BPL families who have not regular income.
- The relief provides financial aid for accidental death and permanent loss of the body parts such as hand, foot, finger, eyes etc.
- Accidental death cases and treatment for terminable diseases are listed under the scheme.
- There are different slabs in grants for treatment depending upon the nature of ailment.

Night Shelter

- The objectives of the scheme is to ensure that no life is lost in the absence of temporary Night Shelter for the shelter less people during night hours in all seasons, no loss of life for want of adequate and proper night shelter.
- In pursuance of Hon'ble Supreme Court order in WP © No. 196/2001, Social Welfare department has committed to extend financial support of one time capital cost and recurring maintenance cost on regular basis to 8 N.GOs found to be suitable for the purpose within the Guwahati city area.
- Strategy adopted by the Govt. for the other areas in Assam in each district head quarters in the state.
- ₹ 80.00 lakh provided during 2010-11 ,Proposed ₹ 8.00crores for 2011-12.

Mukhyamantrir Mohila Samridhi Achani

- Social Welfare Department has introduced a new scheme namely “Mukhya Mantrir Mahila Samridhi Achoni” for economic upliftment through building capacity of the women of the state of Assam.
- Implementing uniform manufacturing and processing norms and adopting modern managerial practices and quality assurance through SHG.



Her Excellency, the President of India, Smt. Pratibha Devi Singh Patil visited the exhibition stall of an women SHG organised by the State Institute of RD on 20-10-2008 in Guwahati

Rajiv Gandhi National Scheme for Adolescent Girl (SABLA)

- It is implemented with assistance of central Govt. in 8 selected districts of assam viz.dhubri,kokrajhar,kamrup,hailakandi,dibrugarh,darrang,dima Hasao and KarbiAnglong.
- This new scheme is introduced during 2010-11 to implement as Kishori Shakti Yojana evoked good response and proof to be useful for adolescent girls.
- For training of ICDS functionaries as master trainers and distribution of training kits for practice/training.

Aam Admi Bima Yojana

- New subscription based insurance policy for giving Medical and Death coverage to weaker section of society like Thela wala, Rickshaw wala, Cart puller etc. Achieved 27,691 nos. for each beneficiary through LIC.
- Contribution of state share is ₹ 100/- with central share ₹ 100/-and LIC ₹ 100

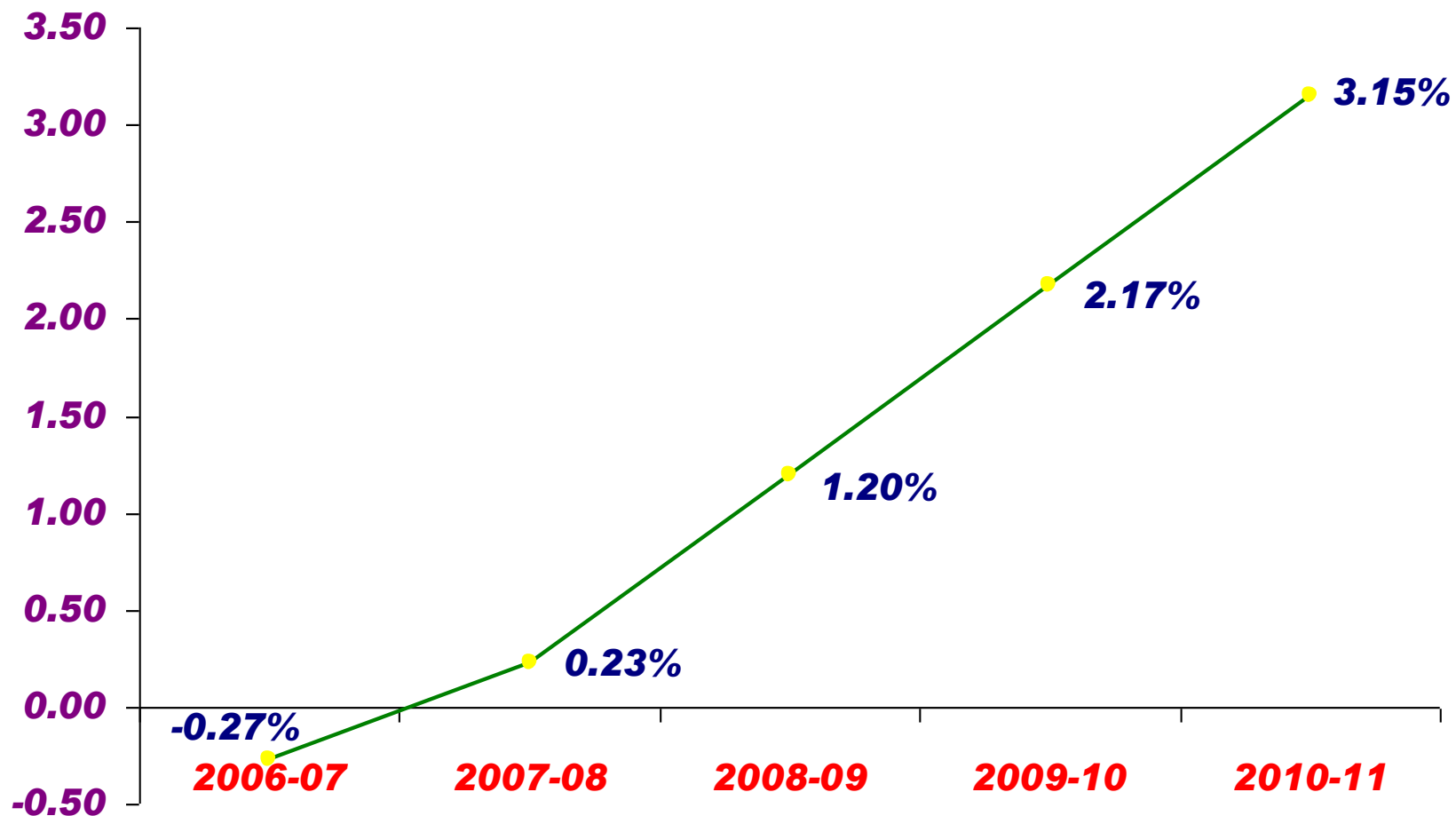
Integrated Child Protection Service, (ICPS)

- **Integrated Child Protection Service, (ICPS)** ;-For care, protection, welfare and development of the children and in view of signing of MOU with Central Ministry of Women & Child Development, and to implement the scheme, govt. has set up state child protection society functioning w.e.f. Aug'2010. District Child Protection unit has been constituted in all the district to implement ICDS in the district under the chairmanship of Deputy Commissioner. Children in conflict with law and children in need of care & protection are relating to these schemes.

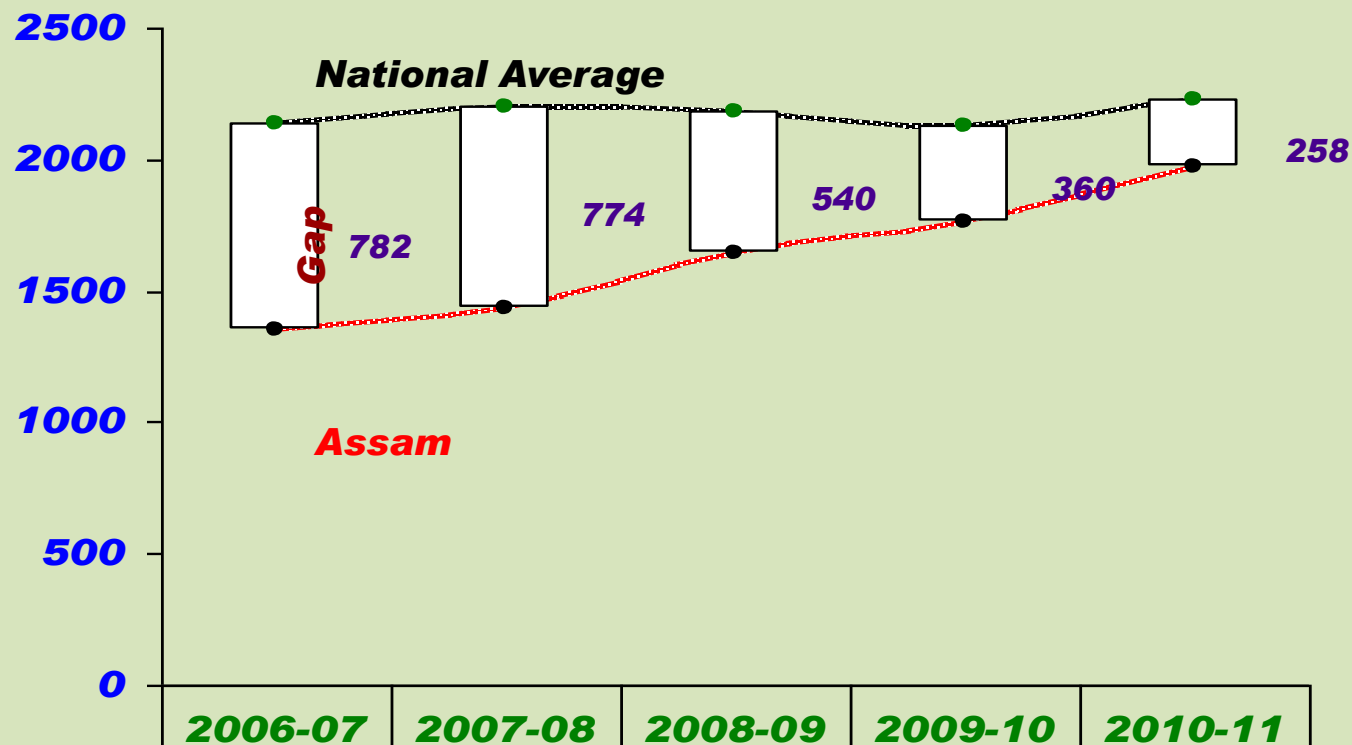
Irrigation : Strategy to be adopted

- Irrigation Department formed district level co-ordination committee with Agriculture Department for maximum use of Irrigation water by motivating the cultivators to adopt multiple crop practice.
- 724 nos. of farmers representing 181 nos. Water Users Association (WUA) were trained to adopt scientific means of Agriculture in Command Area of Irrigation scheme.
- Command Area Development (CAD) for both Major/ Medium and Minor Irrigation schemes will be taken up.
- Necessary efforts are made to enhance collection of water rates from the beneficiaries of Irrigation Schemes.
- A few model pilot schemes are proposed to be initiated wherein all kinds of necessary infrastructure will be made available to the Water User Association
- Assam Irrigation Water User's Bill was enacted in the year 2005 and the formulation of rules for the same is under process.

Agriculture Growth in Assam



Rice Productivity in Assam vis a vis National average during 11th Plan (Kg. per hectare)



	2006-07	2007-08	2008-09	2009-10	2010-11
Assam	1349	1428	1638	1765	1969
National Average	2131	2202	2178	2125	2227