

***DRAFT ANNUAL PLAN, CHHATTISGARH
2010-11***

***Presentation
By***

***Dr Raman Singh
Chief Minister, Chhattisgarh***



OVERVIEW

- Chhattisgarh: Key Socio-Economic Indicators
- Economic & Fiscal Performance of the State
- Highlights of Annual Plan 2010-11
- Major issues for consideration
- Proposals for One-Time ACA

CHHATTISGARH

AT A GLANCE

| | |
|-----------------------------|---|
| Districts | 18 |
| CD Blocks | 146 |
| TD Blocks | 85 |
| Villages | 20,279 |
| Sex Ratio (F/1000 M) | 989 (National - 933) |
| Population Density | 154/Km² (National - 313) |
| Forest Cover | 44% (National - 21%) |

- 9th Largest State of India



CHHATTISGARH: KEY INDICATORS

| S. No. | Indicators | Chhattisgarh | National |
|---------------|---------------------------------------|---------------------|-----------------|
| 1. | Total Population (2001 Census) | 2.08 Cr | 102.9 Cr |
| | a. Rural Population | 79.9% | 72.25% |
| | b. Urban Population | 20.1% | 27.75% |
| | c. Schedule Tribes | 32 % | 08.10% |
| | d. Schedule Castes | 12% | 16.20% |
| 2. | BPL Population | 42.52% | 28.30% |
| 3. | Total Literacy Rate | 64.70% | 64.84% |
| 4. | MMR | 335 | 254 |
| 5. | IMR | 57 | 53 |

INFRASTRUCTURE INDICATORS

| S. No | Indicators | Chhattisgarh 2001 | Chhattisgarh 2009 | National 2009 |
|-------|------------------------------------|-------------------|-------------------|---------------|
| 1. | Road Length per 100 sq. Km. | 17.75 KM | 21.40 KM | 42.40 KM |
| 2. | Railway Network / 100 KM | - | 0.77 KM | 1.92KM |
| 3. | % of villages electrified | 91.66% | 96.79% | 83.80% |
| 4. | Per Capita Energy Consumption | 354 Units | 838 Units | 813 Units |
| 5. | Irrigated Area | 23.15% | 31.12% | 49% |
| 6. | Rice Productivity (Kg/Hect.) | 988 | 1,476 | 2,619 |
| 7. | No of Families covered under PDS | 18.75 lakh | 36.20 lakh | 6.52 Cr |
| 8. | Per Capita Income @ current prices | Rs. 10,744 | Rs. 38,534(A) | NA |



ECONOMIC & FISCAL PERFORMANCE

SECTOR-WISE GSDP GROWTH (Chhattisgarh)

Achievement has exceeded the Plan targets

(Sectoral Growth @ constant (1999-2000) Prices)

| Sector-wise GSDP | 10th Plan Target | Achievement (10th Plan) | 11th Plan Target | Achievement 2007-08 | Achievement (Q) 2008-09 | Achievement (A) 2009-10 |
|-------------------------|-------------------------|--------------------------------|-------------------------|----------------------------|--------------------------------|--------------------------------|
| Primary | 3.0 | 4.29 | 3.4 | 7.57 | -3.39 | 4.92 |
| Secondary | 7.50 | 10.16 | 12.00 | 16.14 | 11.86 | 15.09 |
| Tertiary | 7.00 | 10.93 | 8.00 | 11.90 | 11.55 | 13.48 |
| Total GSDP | 6.10 | 9.14 | 9.50 | 11.71 | 6.81 | 11.49 |


Source : Economic Survey.

KEY FISCAL INDICATORS

(In %)

| Fiscal Indicators | 2009-10 (RE) | 2010-11 (BE) |
|---|---------------------|---------------------|
| State Own Resources/ Plan Outlay | 51.47 | 59.62 |
| Tax Revenue / % of GSDP | 6.69 | 7.08 |
| Debt /GSDP | 14.70 | 16.04 |
| Interest payment / Total Revenue Receipts | 5.92 | 5.88 |
| Fiscal deficit / GSDP | 3.11 | 3.00 |

- Chhattisgarh Spends 13% of GSDP on Social Sector. (National-6.5%) (2008-09 RE)
- Interest payment to total revenue receipts is lowest in Chhattisgarh (6%) as compared to other states.
- Interest payment to GSDP is lowest after Haryana. (2008-09 RE)
- Committed expenditure to revenue receipts is well under control. (19%) (National- 33%)
- State has maintained positive BCR (Balance of Current Revenue) since inception.



PLAN OUTLAYS
&
HIGHLIGHTS OF ANNUAL PLAN 2010-11



BROAD OBJECTIVES

Growth with equity, with special thrust on accelerated development of Tribal Areas.

Rapid development of infrastructure to take state on fast growth trajectory

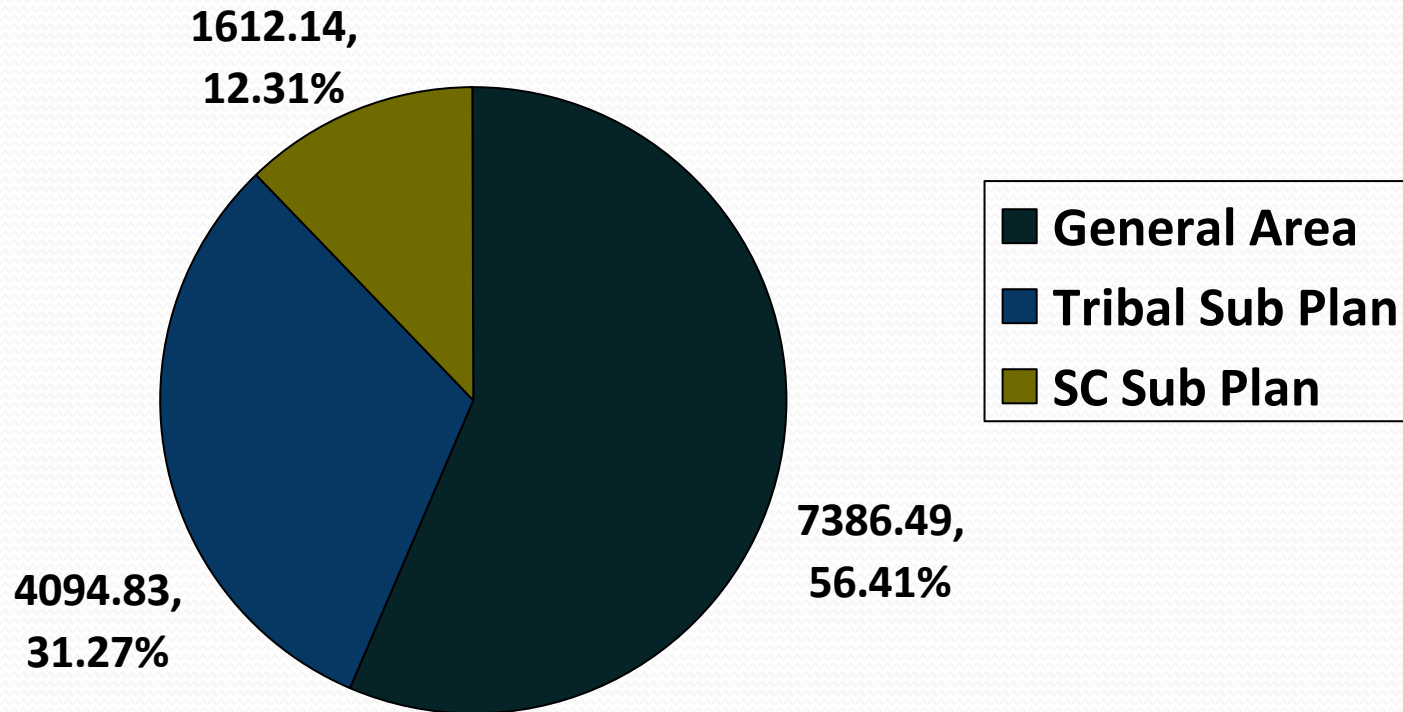
CHALLENGES TO ACCELERATED DEVELOPMENT

- **Large Forest Cover: Over 44% Forest Cover, it was 33% in undivided M.P.**
- **Naxalism: 32% area affected in terms of police stations. (99/307)**
- **60% Fifth Schedule area and 45% SC/ ST Population.**
- **75% Small and Marginal farmers.**
- **Irrigation potential 31%, against all India 49%.**
- **43% BPL families.**
- **Need to improve Human Development indices- High IMR, MMR & Mal-Nutrition.**
- **Historical backlog in –**
 - **Economic infrastructure : Roads, Irrigation & Railways.**
 - **Social Infrastructure : Education, Health, Nutrition, etc.**

SIZE OF ANNUAL PLANS SINCE 2001-02

| Years | Plan Outlay (In Rs. Cr) | % Growth over previous year |
|--------------|------------------------------------|--|
| 2001-02 | 1,216 | - |
| 2002-03 | 1,757 | 44.49 |
| 2009-10 | 10,947 | 14.04 |
| 2010-11 | 13,093 | 19.61 |

Area-Wise Plan Outlay 2010-11



*Total State Plan - 13,093.46

SECTORAL GROWTH IN PLAN OUTLAY 2010-11

(In Rs. Crore)

| S.N. | Sector | Outlay for Annual Plan 2009- 10 (@ current prices) | Proposed Outlay for Annual Plan 2010-11 (@ current prices) | % YoY growth |
|------|-------------------------------------|--|--|--------------|
| 1. | Agriculture & Allied Activities | 789 | 1,385 | 75.47 |
| 2. | Rural Development* | 576 | 377 | -34.44 |
| 3. | Special Area Programme | 377 | 387 | 2.64 |
| 4. | Irrigation and Flood Control | 968 | 1,687 | 74.21 |
| 5. | Energy | 211 | 261 | 23.36 |
| 6. | Industry And Minerals | 220 | 189 | |
| 7. | Transport | 1,114 | 952 | |
| 8. | Science, Technology and Environment | 285 | 328 | 15.09 |
| 9. | General Economic Services | 250 | 610 | 143.76 |
| 10. | Social Services | 6,059 | 6,833 | 12.78 |
| 11. | General Services | 93 | 80 | -13.81 |
| | Grand Total | 10,947 | 13,093 | 19.61 |

* Community development and Panchayat allocations decreased due to termination of World-Bank assisted program *NAVA ANJOR*.

AGRICULTURE & ALLIED SECTOR

- There are 32.5 lakh farm families of which 54% are marginal & 22% small farmers.
- Chhattisgarh is a rice surplus state and procures approximately 40 lakhs MT of paddy annually which is 5th largest.
- 75% increase in outlay in this Sector from Rs. 789.33 Cr. to Rs. 1385.02 Cr., compared to the previous year.

Strategies for growth:-

- ✓ Affordable Crop loan @ 3% interest per annum.
- ✓ Bringing 58,700 ha under assured irrigation through tube wells, wells, micro irrigation tanks, sprinklers and pump sets.
- ✓ Free electricity up to 5 H.P. Pumps. 2,37,110 pumps targeted. (Rs. 152 Cr Subsidy)
- ✓ Promotion of Quality Seeds and use of chemical fertiliser.
- ✓ Promotion of farm mechanisation through subsidy.
- ✓ Crop diversification to pulses and oil seeds
- ✓ Horticulture - 16,206 ha additional area to be brought under horticultural crops.
- ✓ Animal Husbandry - Loan to Dairy business @ 3% up to Rs. 1.00 lakh, Establishment of Veterinary Science University.

WELFARE

- Under *Rashtriya Swasthya Bima Yojana (RSBY)*, about 10 lakh BPL families have been issued health smart cards, balance 26 lakh families to be given in 2010-11
- Accidental insurance of 1.30 lakh fishermen.
- Group Insurance of 33 lakh persons who collect minor forest produce.
- Charan Paduka (Footwear) to minor forest produce collectors especially Tendu Patta. (13 lakh footwears in 2009-10)
- Under **Mukhya Mantri Bal Hriday Suraksha Yojna** more than 1000 children having heart diseases have been treated by the state government.
- For Hearing Impaired children a new Scheme **Mukhya Mantri Bal Shravan Yojna** launched in which **Cochlear** is implanted.

GENDER MAINSTREAMING

- **Free text books** to all girl students from class 1 to 10 every year.
- **Free Computer Education** to all girls from class 9 to 12.
- **Free cycles** to 1,03,577 SC/ ST & OBC BPL girls in class IX and X.
- 49% women participation in MNREGA.
- Gender sub-plan is being prepared for one district with UNDP assistance.
- 73,888 **SHGs** formed with about 9 lakh members.
- 14,800 **SHGs** provided loans of Rs. 14 Crore with recovery percentage above 80%.
- For women empowerment establishment of **Mahila Kosh** for which Rs. 76.40 Crore has been provided this year.

SKILL DEVELOPMENT & HEALTH CARE

- Chhattisgarh State Skill Development Mission (CSSDM) has been formed under the Chairmanship of Hon. Chief Minister.
- Action Plan for Skill Development Mission prepared.
- Target of 1.25 crore work force set up for Skill Development Training till 2022.
- Since State's formation **MMR** reduced from 379 to 335, **IMR** from 70 to 57 and **Institutional Deliveries** increased from 20 to 41 which are still much below national average

Interventions

- 57 PHC and 5 CHC Buildings budgeted in 2010-11. Now all PHCs will have their own buildings.
- **Nursing College, MPW and ANM training centers being opened in a phased manner to fill the gap.**
- **3 Year Medical Course revived and graduates have been appointed as Rural Medical Assistants (RMAs).**
- **CG Medical Services Corporation being started on Tamil Nadu pattern.**
- **Emergency Medical Response Service (EMRS) started.**

DRINKING WATER & SANITATION IN RURAL AREAS

- 99.92% Habitations have been provided drinking water facility.
- **Hand pump density** reduced from 149 to 83.
- **100% rural schools** have drinking water facility in Chhattisgarh .
- 13.15 lakh **families** have been provided Toilet facilities against a target of 33.65 lakh families. Balance to be covered by 2012.
- Against a target of 24,725 **schools** 5,606 schools will be provided toilet facility.
- Out of 10,167 **Anganwadi Centers** 7,594 have been provided toilet facilities. Remaining 2,573 will be covered this year.
- Massive water conservation campaign launched from **16th May 2010**.
- 72% works in MNREGA are related to water-conservation,drought proofing etc.
- Water Harvesting made compulsory in Urban areas.
- Schedule of Rates (SOR) already revised.

FOOD SECURITY & NUTRITION

- 36.09 lakh BPL families being provided 35 kg rice per family at subsidised rates.
 - Under Antyodaya Anna Yojna 7.19 lakh extremely poor families @ Rs. 1 per kg
 - Remaining 28.90 lakh poor families @ Rs. 2 per kg.
- 2 kg Iodized Salt to all BPL families is being provided free of cost under Amrit NamakYojna.
- Since the creation of the state, 2.82 Crore Tonne Paddy has been procured at support price for Rs. 21,907 Crore.
- In year (2009-10), a record of 44.27 lakh Tonne Paddy has been procured at support price for Rs. 4,700 Crore.
- Supplementary Nutrition (2010-11)- being provided to
 - 0 – 6 year children 19.25 lakh
 - Pregnant & Lactating Mothers 4.70 lakh
- Mid Day Meal (MDM) for primary school children = 17.69 lakhs.

SCHEDULED TRIBE DEVELOPMENT


- **Forest Land Rights** to all 2,14,623 tribals to the tune of 2,00,000 Hectares forest land. Assistance under different schemes being given for land leveling, irrigation etc. to improve agriculture productivity.
- Provision of Rs. 70 crore un-tied fund has been made for **Bastar and Sarguja Vikas Pradhikaran** to take care of basic needs of these areas.
- Free 4-Year **Nursing Training** to 400 SC/ ST girls.

RIGHTS TO TRIBALS UNDER PESA

- **Mining Act amended**
 - Full ownership of minor mineral (sand) to panchayats.
 - Other minor minerals (morum, boulders, etc) the department will take prior approval of Gram Sabha before auctioning.
 - The total revenue earned will go to Gram Panchayat.
- **The Land Revenue Code & Land Acquisition Act amended**
 - Land diversion cases to be done only after prior approval of Gram Sabha.
 - Land acquisition cases to be finalized only after the approval of Gram Sabha.
- **Ideal Rehabilitation Policy** amended and compensation rate for land acquired raised to Rs. 8 lakhs & 10 lakhs / ha for un-irrigated and irrigated land respectively.
- No money lending licenses are being given in tribal areas.
- Total revenue of **NTFP trade** in Tendu Leaves and Sal Seeds given to tribals.
- 15% of Timber/ Bamboo revenue distributed to locals.
- Villagers have complete access to **NTFP use**.

ACHIEVEMENTS IN IT SECTOR

- State Among “H1- Advanced State” in e-Governance as per the latest e-readiness report of DIT,GOI
- State rank no. 2 as per IDC – Dataquest survey 2008.
- Chhattisgarh declared best eGoverned State by CSI Nihilant 2008
- National e-governance awards –
 - 2009 – Gold for PDS on-line
 - 2008 – Bronze for Paddy Procurement
- The Indian Geospatial Award 2008 for excellence in Geospatial Usage awarded to Chhattisgarh State GIS Project.



MAJOR ISSUES FOR
CONSIDERATION

LWE in Chhattisgarh

- Objective to overthrow Democratically Elected Governments by violent means and replace it by dictatorship.
- Chhattisgarh is a land locked state. 7 other states also affected.
- Dandkaranya area is of 40,000 sq kms.
- Approx. 12,000 armed cadre and around 40,000 Sangham Members.
- They have formed military companies and are in process of forming battalions.
- Graduating from Guerilla warfare to Mobile warfare.
- Naxals arrested – 962
- Loss of Life in past 10 years
 - Police + SPO - 665
 - Civilians - 1030
 - Naxals - 272

CONSTRAINTS IN DEVELOPMENT

- Targeting the developmental works mainly construction of roads and bridges.
- School buildings, railway property, mining activities and railways also being targeted by naxalites.
- No contractors are coming forward for construction activities which is hindering the development of area.
- Auditing of ongoing developmental works not possible due to naxal fear.
- Difficulty in maintaining the supply lines for PDS and health services.

Destruction of Infrastructure

Destruction Caused By Naxalites from 2000 to April 2010

| TYPES OF INFRASTRUCTURE DESTROYED/DAMAGED | Total |
|---|-------|
| Roads | 91 |
| Banks | 19 |
| Public Vehicles | 366 |
| Depots & Buildings Of Forest Department | 61 |
| School Buildings | 106 |
| Panchayat Buildings | 71 |
| Hospitals | 03 |
| PDS Stores | 33 |
| B.R.O. Vehicles | 58 |
| Company's Vehicles | 139 |
| Electricity Towers | 69 |
| Railway Station & Railway Lines | 26 |

MYTHS

- Land-Reforms and Exploitation by Land-Lords.
- Anti-Naxal operations is related to land grabbing for Industry and Mining with special reference ref. to MNC's.
- Increase in Violence and Casualties.
- Naxalism and Terrorism are not same.
- Development First.

STRATEGY TO COMBAT LWE

- Increasing the number of force
 - 23 CPMF battalions
 - 16 state battalions, and
 - Totally 35000 Police Personnel.
- Improving the quality of training – Jungle warfare school in kanker
- Increased the Police force in past 6 years from 22,000 to 46,000.
- Modern arms and weapons.
- Concentrated dose of development.

Bastar Development Group (BDG)

- Convergence of Delivery and Security; Development and Area Domination
- Effort to fill in the infrastructure-gap and demand gap;
- Procedural relaxation to kickstart development process
- First Meeting several policy and programmes/projects decisions taken.
- State **CAMPA** fund being used for afforestation, forest protection and strengthening of JFM and provision of facilities for processing and storage of MFP.
- Bastar Vikas Pradhikaran – Rs. 70 Crore untied fund for Tribal Area.

URBAN DEVELOPMENT IN LWE DISTRICTS

- Special projects have been prepared to strengthen basic amenities of housing, water supply and security in 29 Urban Local Bodies (4 Municipalities and 25 Nagar Panchayats) of Naxal affected districts.
- These micro township projects aim to provide basic urban amenities to such villagers who want to settle in urban area.
- Our plea is to sanction a project to develop 29 micro townships for Rs. 285.04 Crore under IHSDP with 10,180 affordable houses, with basic urban amenities and water supply scheme in these micro townships for Rs. 29 Crore under UIDSSMT.

SPECIAL DEVELOPMENT PLAN FOR LWE DISTRICTS

Under the guidance of Planning Commission, special development plan of 7 LWE affected districts prepared and proposal sent to the Commission.

(Rs. In Crores)

| S N | District | Sector Wise Fund Requirement | | | | | | | | | Total |
|-----------------------|-------------|------------------------------|------------|-----------------|------------|----------------|-----------------|------------|-------------------------|------------------------------|-------------|
| | | Rural Road Connectivity | Education | Health Services | Nutrition | Infrastructure | Electrification | Livelihood | Civil Right Empowerment | Administrative Strengthening | |
| 0 | 1 | 2 | 3 | 4 | 5 | 6 | 7 | 8 | 9 | 10 | 11 |
| 1 | Bastar | 967 | 275 | 78 | 55 | 1001 | 94 | 153 | - | - | 2626 |
| 2 | Kanker | 712 | 203 | 242 | 33 | 585 | 3 | 47 | 72 | - | 1899 |
| 3 | Dantewada | 123 | 299 | 473 | 18 | 81 | 28 | 42 | - | - | 1066 |
| 4 | Narayanpur | 418 | 29 | 43 | 14 | 9 | 4 | 21 | - | - | 543 |
| 5 | Bijapur | 250 | 34 | 207 | 10 | 26 | 4 | 9 | - | - | 542 |
| 6 | Rajnandgaon | 300 | 15 | 28 | - | 915 | 8 | - | 14 | - | 1268 |
| 7 | Surguja | 886 | 123 | 169 | - | - | 442 | - | - | 215 | 1836 |
| Grand Total :- | | 3659 | 981 | 1243 | 132 | 2618 | 586 | 274 | 72 | 215 | 9783 |

✓ Our request is to sanction the proposal early.

ENERGY HUB

- Out of 1,06,000 MW target of 12th plan. 46,000 MW is to be commissioned in Chhattisgarh.
- Maximum development in Korba, Janjgir-Champa, Raigarh & Sarguja district with an investment of around Rs. 2,00,000 Crore.
- For integrated infrastructure development of this region a Committee of Experts headed by retired C.S constituted.
- Committee to develop blue-print for integrated development of this area.
- Request to help in resources gap funding in next annual plan.

ENERGY SECTOR

- Environment and Forest clearance to Hasdeo Arand Coal Fields – affects capacity addition (generation) of 14,000 MW.
- RGGVY – DPR for Korla and Jashpur needs to be sanctioned
- Population criteria in RGGVY needs to be relaxed to include habitans / hamlets having population less than 100 – about 48,000 BPL families of 3,200 hamlets shall be benefited
- Population criteria for R-APDRP needs to be relaxed to include towns / cities having population of 20,000 and above – 14 additional towns / cities shall be benefited
- ‘Mega power’ policy needs to be relaxed to include the projects wherein LOI is issued for power plants in favour of CPSU’s on negotiation basis.

AGRICULTURE & HEALTH

- It is requested to extend **National Food Security Mission (Rice)** from 10 to all the 18 districts of the State and cover the North hill region districts - Korea, Jashpur and Ambikapur under National Food Security Mission (Wheat).
- **To establish a Malaria Research Center** at Bastar – Annual Parasitic incidence of Malaria (API) 4.9 against all India 1.5.
- Due to high incidence of Sickle Cell Anemia in Chhattisgarh, a **National Level Institute** for research on **Sickle Cell Anemia** needs to be set up.
- Institutional payments mechanism to be relaxed for MNREGA works in Bastar area.

IRRIGATION

Chhattisgarh has 31% irrigation potential as against national average of 49%.

Following suggestions with regard to AIBP need serious consideration:-

- For 2010-11, we have proposed irrigation projects worth Rs. 4,500 Crores under AIBP. We are awaiting early sanctions.
- Due to escalation in input costs, norms of cost of projects should be revised to 2.5 lakh per ha from 1.5 lakh per ha.
- Minor irrigation schemes in non tribal areas may also be given 90% grant in line with the tribal areas.
- State has prepared a master plan for 1,500 anicuts to provide for lift irrigation and recharge fast depleting ground water level. As this requires no land acquisition, anicuts should be permitted in AIBP.
- Existing provisions of completion of works under AIBP, 2 years for small and 4 years for medium irrigation projects, are not realistic. It should be increased to 3 & 6 years respectively, to avoid conversion of grant to loan.

FOOD SECURITY POLICY & PDS

Food Security

- It is learnt that GOI is proposing to provide only 25 kg Cereal per family per month. We would request that 35 kg per family be provided under Food Security Policy to all eligible families or else they will fall back to the levels of severe malnutrition.

PDS

- According to Dr. N.C. Saxena committee report the BPL families in Chhattisgarh is 73% of its population against a national average of 50%. Govt. of India has fixed the no. of BPL families for Chhattisgarh at 18.75 lakh i.e. 42.52% of its population.
- Therefore, looking into the Saxena committee report and Chhattisgarh Govt's efforts to provide relief to poor families, it is requested that 36 lakh families be allowed as BPL families instead of 18.75 lakh as considered by GOI.

13TH FC AWARD- STATE SPECIFIC GRANT

- 13th Finance Commission has recommended that the state specific grants should be released from fiscal 2011-12 onwards. Major part of this grant is for development of new capital city and development of infrastructure in tribal and LWE districts.
- As the works are already under progress ,it is requested that the grants be released from 2010-11 itself.

RIGHT TO EDUCATION

- GOI has declared right to education compulsory with effect from 01 April, 2010. Sharing pattern between Central & State Governments has not been declared yet. Looking to the likely huge burden, **GOI may bear 90%, remaining 10% to be borne by state Govt.**

ONE TIME ACA

The State proposes One Time ACA for following activities :-

| S. No. | Description | Amount (Rs. in Crore) |
|---------------|--|----------------------------------|
| 2. | Residential Quarters for Teachers & staff at 76 centres of LWE districts | 60.00 |
| 8. | Chhattisgarh Construction Academy | 20.00 |
| 9. | Establishment of Lok Abhiyan Parishad to monitor activities of NGOs | 03.00 |
| | Total | 83.00 |



Thank You