

# ANNUAL REPORT

2008-09



**Planning Commission**  
Government of India  
New Delhi-110001

# **ANNUAL REPORT**

**2008-09**



सत्यमेव जयते

**Government of India  
Planning Commission  
New Delhi**

**Website: [planningcommission.gov.in](http://planningcommission.gov.in)**

# CONTENTS

	<b>Particulars</b>	<b>Pages</b>
Chapter 1	Role, Composition and Functions	1 – 4
Chapter 2	Economy and the Plan: An Overview	5-13
Chapter 3	The Plan	14-22
Chapter 4	Major Activities in the Planning Commission	23-157
4.1	Agriculture Division	23-31
4.2	Backward Classes, SC and Tribal Development	31-35
4.3	Bharat Nirman Programme	35-36
4.4	Communication & Information Division	37-42
4.5	Development Policy Division	42-43
4.6	Education Division	43-46
4.7	Economic Advisory Council to the Prime Minister	46-47
4.8	National Knowledge Commission	47-48
4.9	Environment & Forests Division	48-49
4.10	Financial Resources Division	49-51
4.11	Health, Nutrition & Family Welfare Division	52-59
4.12	Housing and Urban Development Division	59-65
4.13	Industry Division (including Coal Unit)	65-67
4.14	International Economics Division	67-71
4.15	Labour, Employment and Manpower Division	71-73
4.16	Multi Level Planning (MLP) Division	74-75
4.17	Plan Co-ordination Division	75-77
4.17.1	Plan Coordination	75-76
4.17.2	Parliament Section	76-77
4.18	Power and Energy Division	77-78
4.19	Project Appraisal and Management Division	78-83
4.20	Perspective Planning Division	84-86
4.21	Rural Development Division	86-87
4.22	Science and Technology Division	87-89
4.23	Secretariat for Committee on Infrastructure	89-106
4.24	Socio-Economic Research Division	106-116
4.25	State Plan Division	116-118
4.26	Development of North Eastern Region	118-120
4.27	Transport Division	120-122
4.28	Tourism Cell	122-123
4.29	Village and Small Enterprises	123-124
4.30	Voluntary Action Cell	124

<b>Particulars</b>	<b>Pages</b>
4.31 Water Resources	124-130
4.32 Women & Child Development	130-132
4.33 Administration and Other Services	132-157
4.33.1 Administration	132
4.33.2 Career Management Activities	133
4.33.3 Organisation Method and Co-ordination Section	133-134
4.33.4 Hindi Section	134-135
4.33.5 Library and Documentation Center	135-136
4.33.6 National Informatics Center – Yojana Bhavan Unit	136-152
4.33.7 Departmental Record Room	152
4.33.8 Planning Commission Club	153
4.33.9 Welfare Unit	153-155
4.33.10 Charts, Maps & Equipment Unit	155-157
4.33.11 Right to Information Cell (C&I Division)	157
Chapter 5 Programme Evaluation Organisation	158-165
Chapter 6 Vigilance Activities	166
Annexure C & AG's Audit Observations	167-168
Annexure Organisation Chart of Planning Commission	

---

# Chapter 1

## Role, Composition and Functions

1.1. The Planning Commission was constituted in March, 1950 by a Resolution of the Government of India, and it works under the overall guidance of the National Development Council. The Planning Commission consults the Central Ministries and the State Governments while formulating Five Year Plans and Annual Plans and also oversees their implementation. The Commission also functions as an advisory Planning body at the apex level.

### FUNCTIONS

1.2. The following functions have been allocated to the Planning Commission as per the Government of India (Allocation of Business) Rules, 1961:

- (a) Assessment of the material, capital and human resources of the country, including technical personnel, and formulation of proposals for augmenting such of these resources as are found to be deficient.
- (b) Formulation of Plan for the most effective and balanced utilization of the country's resources.
- (c) Definition of stages in which the Plan should be carried out on a determination of priorities and allocation of resources for completion of each stage.
- (d) Determination of the nature of machinery necessary for the implementation of the Plan in all its aspects.
- (e) Identifying the factors which, are tending to retard economic development and determine the conditions which in view of current social and political situation, should be established for the successful execution of the Plan.
- (f) Appraise from time to time the progress achieved in the execution of each stage of the Plan and recommend adjustment of policies and measures that such appraisal may show to be necessary.
- (g) Public Co-operation in National Development.
- (h) Specific programmes for area development notified from time to time.
- (i) Perspective Planning.
- (j) Institute of Applied Manpower Research.
- (k) The overall coordination of the Pradhan Mantri Gramodaya Yojana.

**Note:** The overall coordination of the Pradhan Mantri Gramodaya Yojana (PMGY) will be the responsibility of the Planning Commission. However, overall management and monitoring of the individual sectoral programmes under PMGY will be the responsibility of the concerned nodal Ministry/ Department.

## COMPOSITION OF THE COMMISSION

Prime Minister of India is the ex-officio Chairman of the Planning Commission and the present composition of the Planning Commission is:

1.	Dr. Manmohan Singh	Chairman, Prime Minister
2.	Shri Montek Singh Ahluwalia	Deputy Chairman
3.	Shri Pranab Mukherjee Minister of External Affairs	Member
4.	Shri Arjun Singh Minister of Human Resource Development	Member
5.	Shri Sharad Pawar Minister of Agriculture and Consumer Affairs, Food and Public Distribution	Member
6.	Shri Lalu Prasad Minister of Railways	Member
7.	Shri P.Chidambaram Minister of Finance/Home Affairs	Member
8.	Shri V. Narayanasami Minister of State for Planning	Member
9.	Dr. Kirit Parikh	Member
10.	Prof. Abhijit Sen	Member
11.	Dr. V.L. Chopra	Member
12.	Dr. Bhalchandra Mungekar	Member
13.	Dr. (Ms.) Syeda Hameed	Member
14.	Shri B.N. Yugandhar	Member
15.	Shri Anwarul Hoda	Member
16.	Shri B.K.Chaturvedi	Member

1.3. Deputy Chairman, Planning Commission is in the rank of Union Cabinet Minister, whereas all full-time Members (from S.No. 9 to 16 of the above composition) are in the rank of Union Minister of State.

1.4. The Prime Minister in his capacity as Chairman of the Planning Commission participates and gives direction to the Commission on all major issues of policy.

1.5. The Deputy Chairman and the full time Members of the Planning Commission function as a composite body in the matter of detailed Plan formulation. They direct, guide and advise various Subject Divisions of the Commission in the exercises for preparing Approach Papers / Documents leading to Five Year Plans and Annual Plans formulations/ Mid-Term Appraisals etc. Their expert guidance is also available to the Subject Division for monitoring and evaluating the Plan Programmes, Projects and Schemes.

1.6. The Planning Commission functions through several Subject Matter Divisions and a few Specialist Divisions. Each Division is headed by a Senior Level Officer of the level of Joint Secretary designated as Adviser or Additional Secretary designated as Senior Adviser or by a Secretary level officer designated as a Principal Adviser.

1.7. These Divisions fall under two broad categories:

- (i) Specialist Divisions which are concerned with aspects of the entire economy e.g. Perspective Planning, Financial Resources, Development Policy Division, etc. and
- (ii) Subject Divisions e.g. Agriculture, Education, Health, Housing etc. which are concerned with specified fields of development in the related areas.

### **The Specialist Divisions functioning in the Planning Commission are:**

- i. Development Policy Division,
- ii. Financial Resources Division, including State as well as Central Finances.
- iii. International Economics Division,
- iv. Labour, Employment and Manpower Division,
- v. Perspective Planning Division, including Statistics & Surveys
- vi. Plan Coordination Division,
- vii. Project Appraisal and Management Division,
- viii. Socio-Economic Research Unit
- ix. State Plan Division,
- x. Multi Level Planning Division including Hill Area Development, Western Ghats Development, Development and Reform Facility, Decentralised Planning etc.
- xi. Infrastructure Division [as Secretariat of the Committee on Infrastructure]

### **The Subject Divisions are:**

- i. Agriculture Division,
- ii. Backward Classes and Tribal Development Division,
- iii. Communication & Information Division,
- iv. Education Division including Youth Affairs and Sports and Culture
- v. Environment and Forests Division,
- vi. Health, Nutrition & Family Welfare Division,
- vii. Housing & Urban Development Division,

- viii. Industry & Minerals Division,
- ix. Power & Energy Division,
- x. Rural Development Division,
- xi. Science & Technology Division,
- xii. Social Justice & Women's Empowerment Division,
- xiii. Transport Division,
- xiv. Village & Small Enterprises Division,
- xv. Voluntary Action Coordination Cell
- xvi. Water Resources (including Water Supply) Division
- xvii. Tourism Cell

Besides, the Planning Commission is also required to service various Committees and/or address such specific issues as may be assigned to it from time to time.

The Programme Evaluation Organisation (PEO) is an integral part of Planning Commission with a responsibility to undertake evaluation studies to assess the impact of selected Plan Programmes/ Schemes in order to provide useful feedback to the Planners and implementing agencies. Apart from its Headquarters at Delhi, the PEO has seven Regional Evaluation Offices in a few State Capitals and eight field offices attached with them.



## Chapter 2

# Economy and the Plan- An Overview

### PERFORMANCE OF THE ECONOMY

2.1. As per the available indications, the performance of the economy has been better than what was being projected by various agencies for financial year 2008-09. The global recession, severe fluctuations in international oil prices and bouts of double digit inflation (peaked at 12.8 % in August 2008 over same period in previous year) in domestic economy have moderated the growth estimates for the economy to be around 6.7%. Revised estimates of National Income Accounts for the year 2008-09, released by the Central Statistical Organisation (CSO), Ministry of Statistics and Programme Implementation, indicate growth rates in all the broad sectors of the economy such as agriculture, industry and services to have slowed down. These sectors achieved growth rate of 1.6%, 3.9% and 9.7% respectively. However, fiscal stimulus packages declared by the government, lowering of headline inflation and sustained efforts by RBI on monetary developments may revive the growth momentum to in the subsequent years. The performance of external sector largely depended upon world growth scenario and stability in international oil prices. The prevailing situation in global market resulted in widening of trade deficit in the year 2008-09. The revival of financial markets would be a critical indicator of building up confidence in the economic conditions of the country.

2.2. The growth rate of the Indian economy, measured by the Gross Domestic Product (GDP) at factor cost (at constant 1999-2000 prices) accelerated in the Tenth Five Year Plan period (2002-03 to 2006-07) to a Compound Annual Growth Rate (CAGR) of 7.8%. The growth rate realised in the Tenth Plan period is the highest in any Plan period so far. Besides, there was acceleration even within the Tenth Plan period and the growth rate in the last four years of the Tenth Plan (2003-04 to 2006-07) averaged 8.7% making India one of the fastest growing economies in the world. Table-2.1 gives the GDP growth rates at factor cost and at market prices during the Tenth Plan and the first two years of the Eleventh Plan. GDP at market prices includes net indirect taxes (indirect taxes net of subsidies) over and above the GDP at factor cost.

**Table 2.1:**  
**Growth Rates of GDP at Factor Cost and GDP at Market Prices (%)**

Year	GDP at Factor Cost	GDP at Market Prices
Tenth Plan Target	7.90	8.10
Tenth Plan Realisation	7.80	7.90
Eleventh Plan Target	9.00	9.00
2007-08 (QE)	9.00	9.10
2008-09 (RE)	6.70	6.10

QE= Quick Estimates RE = Revised Estimates

## Savings and Investment Rate

2.3. The high growth rate realized in the Tenth Plan has been accompanied by acceleration in the domestic savings and investment rate. Both savings and investment as percentage of GDP increased in a secular fashion from 23.6% and 24.3% during the Ninth Plan to 31.54% and 31.46% respectively in the Tenth Plan period. The Eleventh Plan envisages an investment rate of 36.7%. With an Incremental Capital Output Ratio (ICOR) of 4.1 this investment rate would support the Eleventh Plan GDP growth target of 9%. The investment rate realized in terminal year of Tenth Plan (2006-07) and first year (2007-08) of Eleventh Plan has already surpassed the target. The savings and investment rates in the recent past are given in Table-2.2.

**Table 2.2:**  
**Savings and Investment Rate**

(As % of GDP)		
Year	Savings Rate	Investment Rate
Ninth Plan	23.60	24.30
Tenth Plan(Average)	31.54	31.46
Eleventh Plan-Target	34.80	36.70
2006-07	35.70	36.90
2007-08(QE)	37.70	39.10

QE=Quick Estimates

## Composition of Savings

2.4. Gross Domestic Savings (GDS) are divided into public and private savings. Public savings consist of the savings of the government departments and public sector undertakings. Private savings consist of household savings, including direct investment by households, and corporate sector savings. The rise in savings has been contributed by all sectors with household sector being the main contributor to domestic

savings. The increase in public savings has occurred mainly due to an increase in savings of non-departmental enterprises, small increase in savings of departmental enterprises and a significant reduction in dis-savings of government administration. Table-2.3 gives the composition of savings by public and private sectors.

**Table 2.3:**  
**Composition of Savings**

(As % of GDP)				
Year	Household Sector	Private Corporate Sector	Public Sector	GDS
2004-05	21.6	7.1	2.4	31.1
2005-06	24.1	7.7	2.4	34.2
2006-07	24.1	8.3	3.3	35.7
2007-08 (QE)	24.3	8.8	4.5	37.7

QE: Quick Estimates

2.5. Corporate savings have been especially buoyant reflecting the strong output growth and financial performance of the private sector in recent years. This increase is a reflection of the higher growth in profit earnings and its subsequent retention. However, there could be signals of moderation in the rate of savings of private corporate sector for the subsequent year due to change in global economic outlook and performance.

2.6. The implementation of the Fiscal Responsibility and Budget Management (FRBM) Act, and the fiscal and revenue deficit targets for 2008-09 adopted therein, helped introduce an element of fiscal discipline in the government sector. The buoyancy in tax revenues arising out of the high income growth combined with improvements in tax administration contributed to improved government savings.

Table-2.4 gives the composition of public sectors savings during different plan periods.

**Table 2.4:**  
**Savings of the Public Sector**  
(As % of GDP)

Year	Government Administration	Public Sector Undertakings	Total Public Sector
Eighth Plan	-0.9	3.0	2.1
Ninth Plan	-4.1	3.3	-0.8
Tenth Plan	-2.2	4.1	1.9
Eleventh Plan(Target)	0.5	4.0	4.5

### Composition of Investment

2.7. The relative shares of public and private investment in aggregate investment altered in the recent past, indicating a structural change in the investment behaviour of the economy. The composition of investment between public and private sector shifted in favour of private investment. The share of public sector investment in total investment declined from 34.7% in the Eighth Plan (1992-97) to 29% in the Ninth Plan (1997-2002), and further declined to 22.3%

during the Tenth Plan (2002-07). The Eleventh Plan envisages retaining the same level of investment as in Tenth Plan. Table-5 gives the total investment and public investment rates.

2.8. The increase in aggregate investment has been driven entirely by private investment, and particularly by private corporate sector investment. This is primarily a reflection of the impact of the reforms initiated in the 1990s, which reduced restrictions on private investment and created a more favourable investment climate.

### Growth and Sectoral Output

2.9. The Eleventh Five Year Plan (2007-12) aims at achieving an average growth rate of 9 %, with target growth rate of 4% per year in the agricultural sector, 10 to 11% per year in the industrial sector and 9 to 11% per year in the services sector. During the first year of the Eleventh Plan (2007-08) the growth rate of GDP is estimated at 9% with 4.9% growth in agriculture, 8.1% in industry and 10.9% in services. The growth rate of 2007-08 has been well on the mark as expected. Table-2.6 indicates Sectoral growth performance of the economy.

**Table 2.5:**  
**Composition of Investments**

Years	Total Investment	Private Investment	Public Investment	Public Investment (as % of Total Investment)
	(% of GDP)			
Eighth Plan (1992-97)	24.4	15.9	8.5	34.7
Ninth Plan (1997-2002)	24.3	17.3	7.0	29.0
Tenth Plan (2002-07)	34.2	26.6	7.6	22.3
Eleventh Plan(Target) (2007-12)	36.7	28.7	8.0	21.9
2007-08(QE)	39.1	30.0	9.0	23.2

QE- Quick Estimates

**Table 2.6:**  
**Sectoral Growth Rates (in %)**

(At Factor Cost, 1999-2000 prices)

Year	Agriculture	Industry	Services	GDP
Tenth Plan Target	4.0	8.9	9.3	7.9
Tenth Plan (Realisation)	2.3	9.1	9.3	7.8
Eleventh Plan(Target)	4.0	10-11	9-11	9.0
2007-08(QE)	4.9	8.1	10.8	9.0
2008-09 (RE)	1.6	3.9	9.7	6.7

QE= Quick Estimates RE = Revised Estimates

2.10. Agriculture sector registered low growth rate in the Ninth Plan period and this continued in the Tenth Plan period. However, the performance of agriculture sector during the last two years of the Tenth Plan and first year of the Eleventh Plan improved and the growth rate averaged above 4% per year. In the first year of the Eleventh Plan agriculture sector recorded a high growth rate of 4.9%. The growth performance of industrial sector during the Tenth Plan has exceeded the target. In the year 2007-08 growth rate of industrial sector was lower vis-à-vis the target. The services sector has exhibited consistent performance during the Tenth Plan as well as in the first year of the Eleventh Plan and is well within the range of plan targets.

2.11. The rate of growth of the economy in terms of GDP at factor cost for the year 2008-09 was 6.7%, as against 9% achieved in the year 2007-08. The growth rate in the first two years of the Eleventh Five Year Plan works out to be 7.8%, which is 1.2 percentage points lower than the Plan target of 9%. The growth rate of per capita income measured in terms of per capita net national product at factor cost was 4.9% in the year 2008-09, as against 7.6% achieved in the year 2007-08.

2.12. At the sectoral level, the rate of growth in three broad sectors of the economy viz. agriculture and allied sectors, industry sector and services sector has been 1.6 per

cent, 3.9 per cent and 9.7% respectively for the year 2008-09. The rate of growth for these sectors in the first two years of the Eleventh Plan (2007-08 and 2008-09), works out to be 3.2 per cent, 6 per cent and 10.3 per cent respectively.

2.13. The aggregate growth rate of the economy is characterized by substantial inter-regional variations, as may be seen in Annexure 1. During the Tenth Plan (2002-03 to 06-07), the States/UTs, which have grown faster than the national average, are Goa, Gujarat, Haryana, Bihar, Kerala, Chhattisgarh, Maharashtra, Sikkim, Orissa and Uttarakhand. Annexure-I provides states-wise growth performance during the Tenth Plan, state wise growth target for Eleventh Plan and annual growth rate (2007-08) of specific States as per latest available statistics.

### Fiscal Performance

2.14. In conformity with the fiscal restructuring recommended by FRBM, the fiscal deficit is required to be contained within 3 % of GDP for the Centre and 3% of GSDP for each of the State governments, which have enacted FRBM legislation. The revenue deficit is mandated to be eliminated by 2008-09 for both levels of governments. All the State governments except for West Bengal and Sikkim have enacted FRBM legislation. This has resulted in substantial

improvement in both Gross Fiscal Deficit and Revenue Deficit during the Tenth Plan. The combined fiscal deficit of the Centre and the States declined from 9.6% of GDP in 2002-03 to 5.6% in 2006-07, and further to 5.3% in 2007-08. The fiscal deficit of both Centre and States is estimated to increase substantially in the year 2008-09 due to the fiscal stimulus provided in the context of economic slowdown. GFD for the Centre alone is already estimated to be 6.2 percent of GDP at the RE (Revised Estimates) stage compared to 2.5 percent of GDP at BE (Budget Estimates) stage in the year 2008-09.

2.15. The combined revenue deficit of the Centre and States declined from 6.6% of GDP in 2002-03 to 1.3% in 2006-07 and further to 0.9% in 2007-08. In the year 2008-09, revenue deficit of the Centre is estimated to increase to 4.45 per cent of GDP (RE) as against 1.5% at BE stage. Fiscal stimulus allows the states to borrow over and above the FRBM limit to the extent of 0.5% of GSDP. The implication would be significant increase in the Gross Fiscal Deficit and Revenue Deficit in the FY 2008-09 compared to BE figures. Table 2.7 indicates the fiscal performance of States and Centre for the last few years.

**Table 2.7:**  
**Trends in Centre and State Government's Deficit**

(As % of GDP)

Year	Centre		State	
	Fiscal deficit	Revenue deficit	Fiscal deficit	Revenue deficit
2002-03	5.9	4.4	4.1	2.3
2003-04	4.5	3.6	4.4	2.3
2004-05	4.0	2.4	3.4	1.2
2005-06	4.1	2.5	2.5	0.2
2006-07	3.4	1.9	1.9	-0.6
2007-08	2.7	1.1	2.3	-0.5

Year	Centre		State	
	Fiscal deficit	Revenue deficit	Fiscal deficit	Revenue deficit
2008-09 (RE)	6.2	4.5	2.1	-0.5

Note: For State finances, budget numbers are Budget Estimates for 2008-09, and RE for 2007-08.

2.16. The fiscal deficit of the Central Government has improved substantially from 5.9% of GDP in 2002-03 to 2.7% in 2007-08. The revenue deficit of the Central Government declined from 4.4% of GDP to 1.35% during the same period. However, the need for countering the impact of global recession on Indian economy through provision of fiscal stimulus pushed the fiscal deficit and revenue deficit of the Central government up to 6.2% and 4.5% of GDP respectively in 2008-09 (RE).

2.17. The fiscal consolidation effort by the State governments along with implementation of Twelfth Finance Commission (TFC) award improved the fiscal deficit of the States from 4.1% of GDP in 2002-03 to 2.3% in 2007-08 (RE) and further to 2.1% in 2008-09 (BE). The revenue deficit of the States has been eliminated completely by 2006-07 and all States are experiencing surplus in revenue account since then. This has been made possible primarily through a dual measure of higher tax collection and containment of non-plan revenue expenditure.

2.18. The total expenditure of Central government declined from a 16.84% of GDP in 2002-03 to 15.09% in 2007-08 and further to 14.16% in 2008-09 (BE). However, the Central government expenditure increased by about 2.5 percent point of GDP in 2008-09 (RE) as a consequence of fiscal stimulus provided to counter the impact of global recession on Indian economy. Total expenditure of all states declined from 17.13% of GDP in 2002-03 to 16.67% in

2007-08 (RE). Decline in government expenditure under State finances is accounted for by significant cut in states non-plan expenditure from about 13.52% of GDP in 2002-03 to 11.29% of GDP in 2007-08 (RE). State plan expenditure during this period has increased from 3.61% of GDP to 5.39% in 2007-08 (RE). Budget estimates for 2008-09 brings down the total state government expenditure to 16.45% of GDP. However, the fiscal stimulus provided by the Centre may push this figure upwards.

2.19. On the receipt side, the gross tax revenue of Central Government improved significantly from 8.8% in 2002-03 to 11.5% in 2007-08 but declined to 10.4% in 2008-09 (RE). The Centre's non tax revenue during this period declined from about 3% of GDP to 1.8%. The State government's own tax revenue increased during this period from 5.8% of GDP to 6.2%. Non-tax revenue of the states exhibited increase from 3.3% of GDP to 3.9% during 2002-03 to 2008-09.

2.20. The State Government's own tax revenue increased from 5.8 % of GDP in 2002-03 to 6.2% in 2007-08(RE) and remained same in 2008-09 (BE), while non-tax revenue increased from 3.82% to 3.96 %

of GDP in 2007-08 and budgeted to marginally decline at 3.9 % of GDP in 2008-09(BE). **Table 2.8** gives the revenue of the Centre and the State Governments in each of the five years of the Tenth Plan and in the first two years of the Eleventh Plan.

2.21. The total outstanding liability of Central Government has declined from 63.5% of GDP in 2002-03 to 57.75 % in 2008-09 (RE). Similarly, aggregate liability of all States together is estimated to have declined from 32.0% in 2002-03 to 28.4% in 2007-08 (RE) and again to 27.4% of GDP in 2008-09 (BE).

### External Sector

2.22. As per RBI, the value of export was US \$ 166 billion during 2007-08 as compared to US \$ 129 billion in 2006-07, recording a growth of 28.9%. In the first half of 2008-09, the merchandise exports witnessed a growth rate of 35.3% during April-August 2008 over the same period in the preceding year. The exports growth, however, could not be sustained afterwards due to mounting pressures on account of global financial crises and recession in US economy. During April-

**Table 2.8:**  
**Trends in Revenue of Centre and State Government**

(As % of GDP)

Years	Tax Revenue		Non-Tax Revenue	
	Gross Tax Revenue of Centre	Own Tax Revenue of States	Centre	States
2002-03	8.8	5.8	2.9	3.3
2003-04	9.2	5.8	2.8	3.2
2004-05	9.7	6.0	2.6	3.3
2005-06	10.2	5.9	2.1	3.5
2006-07	11.5	6.1	2.0	3.8
2007-08	12.6	6.2	2.2	3.9
2008-09 (RE)	10.4	6.2	1.8	3.9

Note: For State finances, budget numbers are Budget Estimates for 2008-09, and RE for 2007-08.

February 2008-09, value of export estimated at US \$154.9 billion recorded a growth rate of 6.4% as compared to 28.4 % for the corresponding period in the previous year. This was on account of sharp deceleration in the export of textiles and textile products, gems and jewellery, leather products and agriculture and allied products and iron ore and minerals as these sectors have been adversely affected under the impact of demand recession, mainly in the developed regions, viz., the US and the EU. The major export destinations of Indian exports were US followed by UAE, Singapore, China and Hong Kong.

2.23. The value of imports during 2007-08 was US \$ 258 billion recording an annual growth of 35.2%. During April-February 2008-09 the value of import estimated at US \$ 268.7 billion recorded a growth rate of 17.9% as compared to 40.2% for the corresponding period in the previous year. The POL (Petroleum, Oil and Lubricants) imports for the same period registered growth rate of 24.4 % as compared to 35.3 % during April-February 2007-08. The non-oil imports grew at just 15.3 % than that of 42.6% in the previous year. This decline in non-oil imports is largely due to decline in growth in imports of gold and silver, electronic goods and transport equipments. The major source of imports for India was China, Saudi Arabia, UAE, US, Iran and Switzerland.

2.24. The merchandise trade deficit during 2006-07 touched a record US \$ 64.9 billion, an increase of US \$ 13.06 billion over the previous year. It further widened to US \$ 88.5 billion in 2007-08 (R).The trade deficit for 2008-09 is estimated at US \$ 119 billion as against US \$ 88.5 billion in 2007-08. As per the latest available statistics India's current account deficit increased to US \$ 36.5 billion in April- December 2008 from US \$ 15.5 billion in April- December 2007 mainly led by larger trade deficit on account of higher

growth in imports coupled with a slowdown in export growth.

2.25. The foreign investment inflows remained volatile during 2008-09 reflecting a moderated surplus in the capital account. The total FDI to India during April-Feb 2008-09 is US \$ 31.7 billion as compared to US \$ 27.6 billion during the same period in 2007-08. The FIIs, however, registered a net outflow of US \$ 15 billion in 2008-09 as against net inflows of US \$ 20.3 billion in 2007-08 for the same period.

2.26. India's external debt stood at US \$ 170 billion as on end March 2007. The total external debt stood at US \$ 222.6 billion at end –September 2008. This comprised US \$ 172.5 billion long-term debt and US \$ 50.1 billion short-term debt. .The multilateral debt constituted 17.5% of total debt while bilateral debt accounted for 8.4% of total debt. The US dollar continued to be the leading currency (56.9%) for denomination of India's total external debt.

2.27. The current global economic conditions and rise in current account deficit in 2008-09 has lead to deterioration in foreign exchange reserves for the country. The Foreign Exchange Reserves (including gold, SDRs and Reserve Tranche Position with IMF) had been increasing continuously overtime and amounted to US \$ 309.7 billion by end of March 2008. It declined to US \$ 252 billion by end of March, 2009, registering a decline of nearly US \$ 57.7 billion during this period.

### Price Stability

2.28. The average inflation during the Tenth plan, measured by the rise in the Wholesale Price Index (WPI) was moderate as 5%, despite the oil price rise in excess of 40% per year in the third and fourth year of the Tenth plan. The WPI based inflation measured 4.7%

in 2007-08. However, the prices started increasing in 2008-09 and the average inflation rate peaked in August 2008, when it was 12.8% over the corresponding period of 2007-08. Annual inflation rate based on WPI for the year 2008-09 is estimated at double digit figure of 10.3%. The prices began moderating since October, 2008 and came down to almost negligible level. The inflation rate for the week ending April 4th 2009 was 0.18% over the corresponding week of the previous year.

### Poverty Estimates for 2004-05

2.29. On the basis of National Sample Survey (NSS) data on consumer expenditure of 61st Round (July 2004 to June 2005), the poverty ratio at the national level is estimated as 28.3 percent in the rural areas, 25.7 percent in the urban areas and 27.5 percent for the country as a whole in 2004-05 using Uniform Recall Period (URP, in which the consumer expenditure data for all the items are collected from 30-day recall period) and 21.8 percent in the rural areas, 21.7 percent in the urban areas and 21.8 percent for the country as a whole using Mixed Recall Period (MRP, in which the consumer expenditure data for five non-food items, namely, clothing, footwear, durable goods, education and institutional medical expenses are collected from 365-day recall period and the consumption data for the remaining items are collected from 30-day recall period). The poverty estimates in 2004-05 based on URP consumption (27.5 percent) is comparable with the poverty estimates of 1993-94, which was 36 percent. The poverty

estimates in 2004-05 based on MRP consumption (about 21.8 percent) is roughly (but not strictly) comparable with the poverty estimates of 1999-2000, which is 26.1 percent. The comparable poverty estimates based on URP consumption distribution and MRP consumption are given in **Table-2.9** and **Table-2.10** respectively.

**Table 2.9:**  
**Comparison of Poverty Estimates Based on Uniform Recall Period**

	(in percent)	
	1993-94	2004-05
<b>Rural</b>	37.3	28.3
<b>Urban</b>	32.4	25.7
<b>Total</b>	36.0	27.5

**Table 2.10:**  
**Comparison of Poverty Estimates Based on Mixed Recall Period**

	(in percent)	
	1999-2000	2004-05
<b>Rural</b>	27.1	21.8
<b>Urban</b>	23.6	21.7
<b>Total</b>	26.1	21.8

2.30. The poverty estimates given in Table-2.9 and Table-2.10 permit a comparison between 1993-94 and 2004-05, estimated from URP consumption distribution and between 1999-2000 and 2004-05 for MRP consumption distribution. Both the comparisons show a decline and the decline is at the same rate over both the periods – 0.8 percentage points per annum.



## Annexure-2.1

## Real Growth Rate of GSDP at 1999-00 Prices (Percent per annum)

Sl. No.	States	X <sup>th</sup> Plan (CAGR*)	XI <sup>th</sup> Plan (Target)	2007-08 (Annual Growth)
1	2	3	4	5
1.	Andhra Pradesh	7.39	9.50	10.64
2.	Arunachal Pradesh	5.80	6.40	12.81
3.	Assam	5.7	6.50	6.06
4.	Bihar	7.87	7.60	-0.07
5.	Jharkhand	7.56	9.80	7.22
6.	Goa	9.32	12.10	NA
7.	Gujarat	10.40	11.20	NA
8.	Haryana	8.99	11.00	10.07
9.	Himachal Pradesh	7.68	9.50	8.54
10.	J & K	5.59	6.40	6.28
11.	Karnataka	5.98	11.20	6.92
12.	Kerala	8.74	9.50	NA
13.	Madhya Pradesh	3.80	6.70	NA
14.	Chattisgarh	9.01	8.60	11.30
15.	Maharashtra	8.29	9.10	NA
16.	Manipur	5.78	5.90	3.38
17.	Meghalaya	5.81	7.30	5.20
18.	Mizoram	6.44	7.10	6.76
19.	Nagaland	NA	9.30	NA
20.	Orissa	8.47	8.80	8.67
21.	Punjab	5.07	5.90	6.62
22.	Rajasthan	5.41	7.40	7.01
23.	Sikkim	7.97	6.70	8.19
24.	Tamil Nadu	7.53	8.50	5.19
25.	Tripura	7.58	6.90	NA
26.	Uttar Pradesh	5.24	6.10	NA
27.	Uttarakhand	9.45	9.90	NA
28.	West Bengal	6.51	9.70	NA
<b>All-India GDP(99-00 base)</b>		7.78	9.00	9.00

Source: XIth Plan (Target)-Eleventh Five Year Plan Document

Realisation of GSDP growth calculated on the basis of data on GSDP compiled by CSO as on 09.02.2009

\* CAGR- Compound Annual Growth Rate

---

## Chapter 3

# The Plan

### ANNUAL PLAN 2008-09

3.1. The Eleventh Five Year Plan has started on a note of robust growth. Significantly, the plan started with a first year (2007-08) growth rate of 8.7 per cent. The government believes that second year of the plan (2008-09) is extremely critical to the success of the 11<sup>th</sup> plan. The year 2008-09 should be a year of consolidation; of securing the ongoing programmes on firm financial foundations; of close monitoring of implementation and enforcing accountability; and measuring the outcomes in terms of targets achieved as well as their quality. Consequently, Annual Plan 2008-09 allocations have been also made keeping in view the objectives and strategies outlined in the Approach Paper to the Eleventh Five Year Plan for faster and more inclusive growth. Accordingly, special attention has been paid to Agriculture, Education, Health, Rural Development, Women & Child Development, SC/ST/Minorities, Urban Development, Infrastructure (Irrigation, Road and Power), Science & Technology. In determining the allocations for the Central Sector, Planning Commission has also been guided by the needs of the ongoing Flagship programmes including Bharat Nirman. Emphasis on physical infrastructure, higher education and Science & Technology will expand the production base of the economy and enhance growth thereby providing employment and generating resources. Emphasis on primary education, health and other basic essential

services will ensure that the benefit of growth are evenly spread and will mitigate the perception of the masses of being excluded from the growth process.

### 3.2. Background to the Annual Plan 2008-09

The Annual Plan 2008-09 was prepared on the basis of following directions/guidelines given to all Central Ministries/Departments for the preparation of the plan proposals:

- (i) Every Ministry /Deptt. should outline their “Core Plan” and sectoral priorities keeping in view the priorities and objectives outlined in National Common Minimum Programme (NCMP), so that the available resources could be used in the most judicious and economically efficient manner.
- (ii) ZBB exercise for all schemes should be given utmost importance by every Central Ministry/Department. This is necessary to prevent a mismatch between the requirement of funds and the Plan allocations and to focus on achievement of desired physical target rather than financial allocation.
- (iii) As Annual Plan 2008-09 is the second year of the Eleventh Plan, only those ongoing schemes/ programmes/ projects may be included which are in public interest and cannot be scrapped.

without significant implications on the economy for which at least the preliminary feasibility study has already been carried out.

- (iv) To improve the quality of implementation of development programmes, emphasis was laid on converting financial outlays into outcomes. The target of intermediate output/ outcome of the Plan programmes/schemes implemented by Ministry/ Department may be worked out and assessment of the achievement of the targets with respect to quantifiable deliverables as given in the outcome budget may be provided.
- (v) Inputs emerged from the half yearly performance review meetings and the qualitative assessment of the achievements of quantifiable deliverables vis-à-vis their targets would have strong bearing on the Plan allocation for 2008-09.
- (vi) Every Ministry/Deptt. should include the proposed/likely EAPs in its Annual Plan proposal, in order to integrate Externally Aided Projects (EAPs) and direct funded projects (i.e. outside the budgetary flows) with the planning process and the allocation of budgetary resources.
- (vii) In pursuance to Prime Minister's initiative for the North-Eastern region, all Central Ministries/ Departments were required to earmark at last 10% of the budget for the North-East (except those specifically exempted).
- (viii) There is a need to encourage public-private partnership in promoting infrastructure to leverage public funds, ensure better value of money and to improve the quality of service delivery, particularly, delivery of social services like health care,

primary education, provision of quality transportation facilities in the form of roads, railroads, ports and airports and safe drinking water and sanitation.

### 3.3. Highlights of Budgetary Allocation of Annual Plan 2008-09

3.3.1 The Plan allocations for the Annual Plan 2008-09 have been made keeping in view the goals and objectives outlined in the National Common Minimum Programme of the Government and in particular, the following were the priorities in determining the Central Plan allocation:

- To ensure adequate funding of the flagship programmes (including all components of Bharat Nirman) of the government;
- To give priorities for funding of Department of Atomic Energy, Department of Biotechnology and Department of Information Technology.
- Special attention has been paid to Agriculture (including Animal Husbandry and Water Resources), Health and family welfare, Secondary Education and Rural Development.

3.3.2 Education is the greatest equalizer as it enables the masses to participate in the growth process. Thus, the GBS for the **Department of School Education & Literacy** has been raised by 22% to Rs.26,800 crore primarily to meet the requirements of Flagship programmes namely, Sarva Shiksha Abhiyan (SSA) & Mid Day Meal (MDM). Besides, the focus will be on bringing drastic reduction in dropouts and improving the quality of Elementary Education. As per the approved framework for the implementation of SSA, the assistance under the programme will be on a 50:50 cost sharing basis between the Central and State

governments in the 11<sup>th</sup> Plan till the SSA Mission comes to an end in 2010. The allocation for Teacher's education has been significantly stepped up for institutional capacity building and with special focus on pre-service and in-service training of teachers. The demand for Secondary education will also expand significantly as SSA reaches its goal of universal and complete elementary education. Accordingly, Rs. 2,185 crore (including Rs. 218.50 crore for North-Eastern Region) has been allocated to the new composite scheme for Universalizing Access to Secondary Education (SUCCESS). Besides, Kendriya & Navodaya Vidyalayas will be expanded. With a view to benefit SCs and STs students with a good quality education, an outlay of Rs. 300 crore (including Rs. 30 crore for North-Eastern Region) has been provided for Special Navodaya Schools which will be launched in areas of relatively high SC & ST population. The Merit Scholarship Scheme has been revised and expanded.

3.3.3 The 11<sup>th</sup> Plan focused on a comprehensive strategy for better health & ensure substantial improvement in health indicators such as maternal mortality, infant mortality, total fertility rate and anemia particularly among pregnant women. Accordingly, the plan outlay for **Ministry of Health & Family Welfare** has been raised by 13.4 % to Rs. 16,534 crore. It includes provision of Rs. 12,050 crore for National Rural Health Mission (NRHM). NRHM is expected to address the gaps in the provision of effective health care to rural population with special focus on 18 states, which have weak public health indicators or weak infrastructure. It aims at effective integration of health concerns with determinants of health like safe drinking water, sanitation and nutrition through integrated District Plans for Health. There is a provision for flexible funds so that the States can utilize them in the areas

they feel are important. Similarly, plan outlay for **Department of AYUSH** has been raised by 8.6% to Rs. 534 crore.

3.3.4 The Plan Outlay for **Department of Women & Child Development** has been raised by 19.5% to Rs. 7,200 crore with a view to making adequate provision for Integrated Child Development Scheme (ICDS) which is aimed at improving the nutritional and health status of the young children especially the girl child in the age group of 0-6 years and pregnant & lactating mothers. The budgetary allocation of Rs. 6,300 crore for ICDS includes supplementary nutrition, and for training of ICDS functionaries and provision for launching of a new scheme "Rajiv Gandhi Scheme for Empowerment of Adolescent Girls" after merger of Kishori Shakti Yojana & Nutrition Programme for Adolescent Girls. For the first time a statement on child related schemes has been introduced in the budget. The total expenditure on scheme for child welfare would be of the order of Rs. 33,434 crore. Rs. 11,460 crore has been provided for 100 per cent women specific schemes and Rs. 16,202 crore for schemes where at least 30 per cent is earmarked for women specific programmes.

3.3.5 The total allocation to the **Department of Rural Development** has been enhanced by 14.3% to Rs. 38,500 crore for making adequate provision for flagship schemes of Self Employment, Wage Employment, Rural Housing and Rural Connectivity. NREGP, initially launched in 200 districts, will be extended to cover another 100 districts including 89 districts in Special Category States. The central plan outlay for National Rural Employment Guarantee Programme is Rs. 1,600 crore (including Rs. 1600 crore for North-Eastern Region and Sikkim). Rural roads are critical infrastructure for promoting socio-economic

development in rural areas and accordingly an allocation of Rs. 7,350 crore (an increase of 11.7%) has been provided to Pradhan Mantri Gram Sadak Yojana (PMGSY). Recognizing the importance given in the National Common Minimum Programme, the gross budgetary support to Indira Awas Yojana (IAY) has been enhanced by 16.8% to Rs. 4,853.20 crore. The plan outlay of Rs. 2150 crore (including Rs. 217 crore for North-Eastern Region and Sikkim) has been announced for Swarna Jayanti Gram Swarozgar Yojana (SGSY) for the year 2008-09.

3.3.6 The budgetary allocation for Department of Agriculture & Cooperation for making adequate provision for National Horticulture Mission (Rs. 1100 crore), Micro Irrigation (Rs. 500 crore), Support to Agriculture Extension (Rs. 230 crore), Rainfed Area Development programme (Rs. 348 crore) and Macro Management of Agriculture (Rs. 1100 crore). Similarly, the plan outlay of Department of Agricultural Research & Education has been raised by 20% to Rs. 1,760 crore so that it could completely reorient/reengineer the technology generation to address location specific requirements and also improve KVK linkages with field dissemination programmes to bridge the knowledge deficit. The GBS for the Department of Animal Husbandry & Dairying has been raised by 17% to Rs. 1,000 crore primarily for increasing per capita availability of milk, egg, meat and fish and also for intensifying R& D efforts for breed improvement and disease control. Scheme of Debt waivers and Debt Relief for Farmers: Rs. 60,000 crore agriculture debt relief package for farmers has been announced by the Ministry of Finance benefiting for four crore farmers. The scheme to cover all loans disbursed by Scheduled Commercial Banks, Regional Rural banks and Co-operative Credit Institutions upto March 31, 2007 and overdue

as on December 31, 2007 are covered under this scheme.

3.3.7 The total allocation for **Ministry of Urban Development** has been enhanced by 5.7% to Rs. 5,478.36 crore. A provision of Rs. 100 crore has been made for Pooled Finance Development Fund (PFDF). The scheme is expected to help the smaller ULBs to raise loans for their priority projects. An outlay of Rs. 50 crore has been kept for urban transport planning and capacity building. Budgetary allocation for National Capital Regional Planning Board has been increased to Rs. 100 crore for leveraging more funds for the development of NCR. This is also expected to reduce demographic pressure on Delhi. The total plan allocation for the **Ministry of Housing & Urban Poverty Alleviation** has been raised to Rs. 8,619.86 crore mainly for making adequate provision for Swarna Jayanti Shahari Rozgar Yojana (Rs. 344 crore). The scheme has assumed importance in view of the need for accelerated employment generation in urban areas. A provision of Rs. 30 crore has also been made for a new scheme "Interest Subsidy on Housing for Urban Poor" aimed at providing affordable housing to EWS/LIG categories. These allocations are in addition to that provided for JNNURM (Rs. 6,866 crore)

3.3.8 The Budgetary allocation for **Department of IT** has been enhanced primarily to provide impetus to the National E-governance Plan for e-enabled India, promotion of electronics, IT Hardware as well as software industries, capacity building and manpower development in Nano Technology, Cyber security and other State-of-the-art technologies. The total allocation of the Department of Information Technology enhanced to Rs. 1,680 crore in 2008-09 from Rs. 1,500 crore in 2007-08; Two schemes of establishing 100,000 broadband internet-enabled Common Service Centers in rural areas and State Wide Area Networks

(SWAN) with central assistance under implementation; new schemes for State Data Centers also approved; Rs. 75 crore provided for the common service centers; Rs. 450 crore provided for SWAN and Rs. 275 crore for the State Data Centers

3.3.9 The **Department of Biotechnology** would be undertaking a new initiative entitled 'Grand Challenge Programme' to support inter-disciplinary grand challenge projects in the areas of national importance where biotechnology interventions can bring about significant value addition, cost effectiveness and competitiveness in product and process diversity. The outlay for Department of Biotechnology has been enhanced by 25% to Rs.900 crore.

3.3.10 The total budget allocation for the Department of Atomic Energy (R& D Sector) has been enhanced 79.48 per cent to 5920 crore. One of the major initiatives of the Department of Atomic Energy would be participation in the setting up of International Thermo-Nuclear Experimental Reactor (ITER) as an equal partner. In addition, R&D work on development of 700 MWe Pressurised Heavy Water Reactor (PHWR) and development of advanced fuels for Fast Breeder Reactor would also be taken up.

#### 3.4. Central Assistance to States/UT Plans:

3.4.1 GBS for State/UT Plan has been fixed at Rs.63431.50 crore which includes Rs.60152.46 crore for State Plans and Rs.3279.04 crore for UT Plans. Normal Central Assistance (NCA) has been increased from Rs.15408.02 crore in 2007-08 (BE) to Rs.17991.98 crore in 2008-09 (BE). The

major ACA schemes, where enhancements are provided, are: Accelerated Irrigation Benefit Programme (AIBP) and other Water Resources Programme with a grant element of Rs.20,000 crore and with grant component of 5,550 crore. Tsunami Rehabilitation Programme has been provided Rs. 876 crore which includes Rs.460 crore for State Plans.

3.4.2 Backward Regions Grants Fund (BRGF) has been provided Rs.5,800 crore (Rs.4,670 crore as the District Component and Rs.1,130 crore as State Component) for Special Plans for Bihar and KBK districts of Orissa. This will ensure rapid development of the most backward regions of the country.

3.4.3 Brihan Mumbai Storm Water Drain Project (BRIMSTOWA) have been provided Rs. 400 crore and similarly, Commonwealth Games has been allocated Rs. 624 crores which includes Rs. 350 crores for Commonwealth Games Infrastructure, Delhi.

3.4.4 Jawaharlal Nehru National Urban Renewal Mission (JNNURM) has been provided Rs.6,866 crore with State component of Rs.6,247.98 crore and UT component of Rs.618.02 crore. JNNRM is expected to induce much needed reforms in Urban Local Bodies and also rapid development of the 63 Mission Cities.

#### 3.5. Review of Annual Plan 2007-08

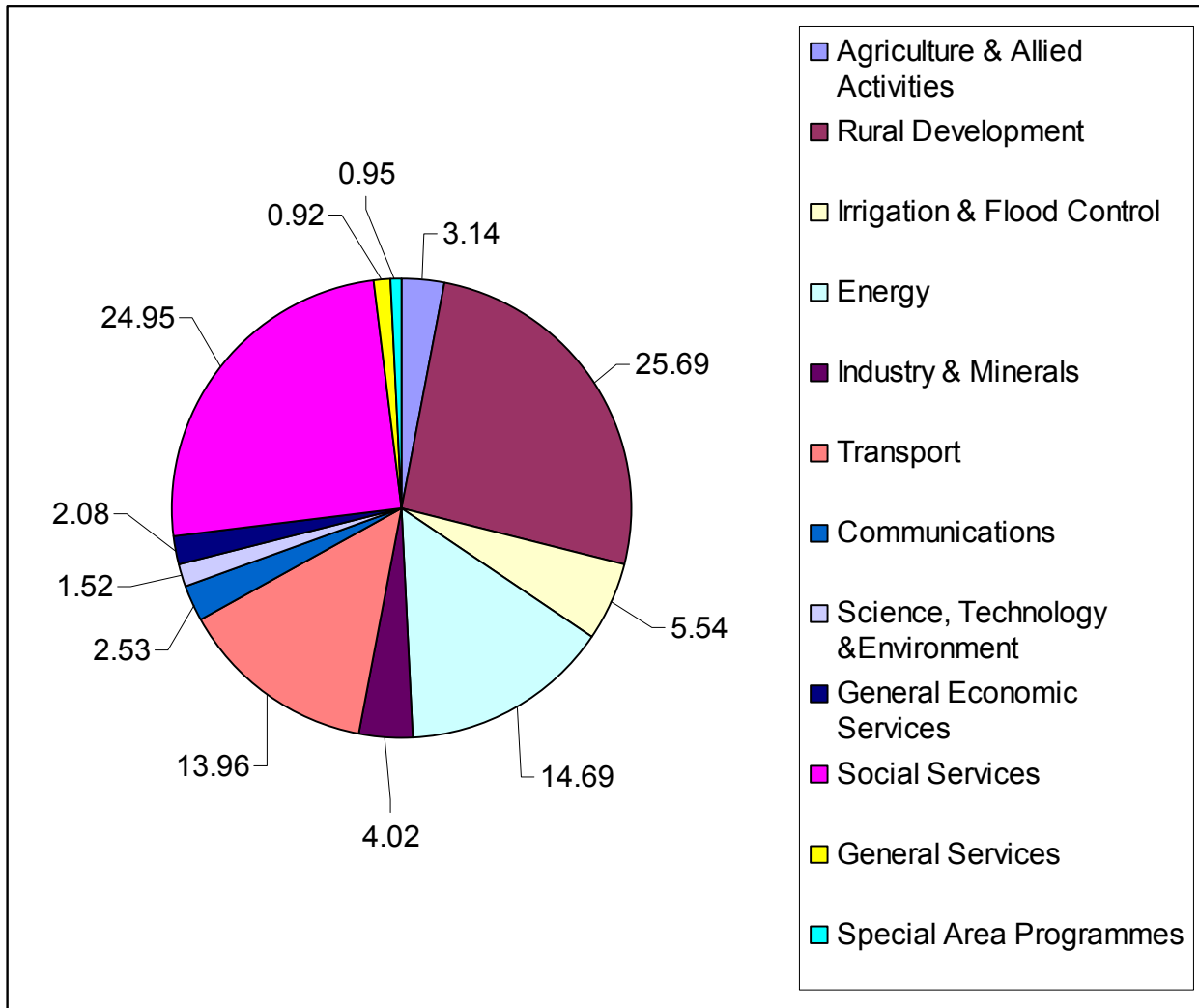
3.5.1 Revised estimate for the Central Sector outlay for the Annual Plan 2007-08 was Rs. 292337.01 crore, a decrease of 9.46% over the Budget Estimates (BE) of Rs. 319992.08 crore. The RE for Annual Plan 2007-08 for Centre, States/UTs, by heads of development, is summarized in table 3.2

**Table 3.1**  
**Budget Estimates of Annual Plan 2008-09 for Centre, States & UTs**

(Rs. Crore)				
Sl. No.	Head of Development	Total Outlay Centre	States & UTs	Total
1	Agriculture & Allied Activities	10074.51	17199.58	27274.09 (3.14)
2	Rural Development	18972.00	203933.76	222905.76 (25.69)
3	Irrigation & Flood Control	410.80	47683.18	48093.98 (5.54)
4	Energy	93814.75	33680.99	127495.74 (14.69)
5	Industry & Minerals	28835.85	6082.49	34918.34 (4.02)
6	Transport	84176.80	36939.37	121116.17 (13.96)
7	Communications	21937.10	0.00	21937.10 (2.53)
8	Science, Technology & Environment	9283.18	3903.41	13186.59 (1.52)
9	General Economic Services	6052.10	12009.57	18061.67 (2.08)
10	Social Services	100778.40	115769.24	216547.64 (24.95)
11	General Services	1149.55	6870.66	8020.21 (0.92)
12	Special Area Programmes	00.00	8270.74	8270.74 (0.95)
	<b>TOTAL</b>	<b>375485.04</b>	<b>492342.99</b>	<b>867828.03</b> <b>(100.00)</b>

- Centre Total Outlay includes IEBR
- Figures in brackets indicate percentage

**Fig-1:**  
**Budget Estimates of Annual Plan 2008-09 for Centre, States & UTs**



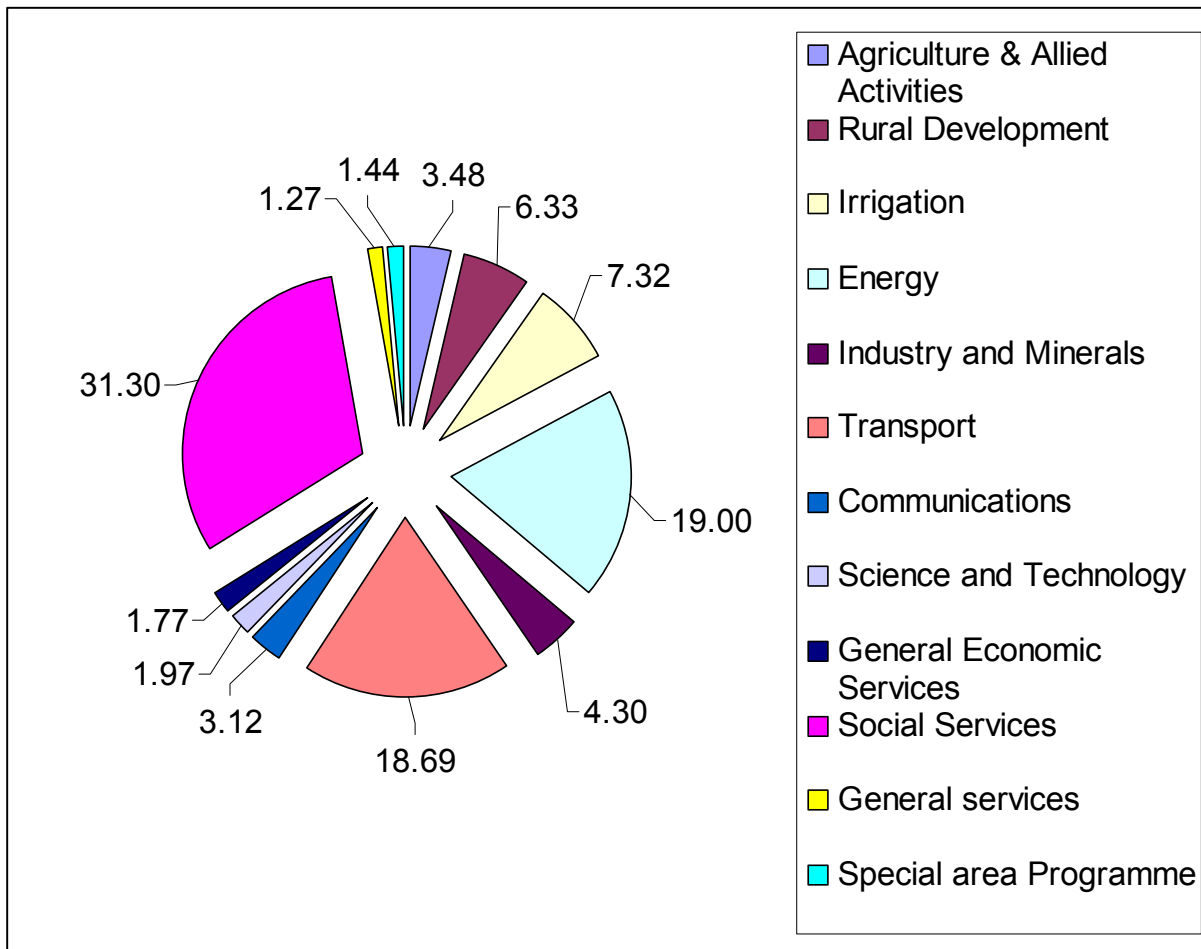


**Table 3.2**  
**Revised Estimates of Annual Plan 2007-08 for Centre, States & UTs**  
**(Rs. Crore)**

Sl. No.	Head of Development	Total Outlay Centre	States & UTs	Total
1	Agriculture & Allied Activities	8544.33	9944.67	18489.00 (3.48)
2	Rural Development	17511.17	16163.53	33674.70 (6.33)
3	Irrigation & Flood Control	453.62	38455.63	38909.25 (7.32)
4	Energy	72230.20	28789.01	101019.21 (19.00)
5	Industry & Minerals	17952.83	4920.25	22873.08 (4.30)
6	Transport	68930.12	30410.65	99340.77 (18.69)
7	Communications	16598.61	N.A	16598.61 (3.12)
8	Science, Technology & Environment	7741.55	2731.56	10473.11 (1.97)
9	General Economic Services	3043.14	6367.50	9410.64 (1.77)
10	Social Services	78797.97	87570.62	166368.59 (31.30)
11	General Services	533.47	6230.96	6764.43 (1.27)
12	Special Area Programmes	N.A	7672.44	7672.44 (1.44)
	<b>TOTAL</b>	<b>292337.01</b>	<b>239256.82</b>	<b>531593.83</b>

- Centre Total Outlay includes IEBR
- Figures in brackets indicate percentage

**Fig-2:**  
**Revised Estimates of Annual Plan 2007-08 for Centre, States & Union Territories**



---

## Chapter 4

# Major Activities in the Planning Commission

### 4.1 AGRICULTURE DIVISION

4.1.1 Agriculture Division, one of the Divisions in the Planning Commission, is entrusted with the policy, Plan outlays and implementation review concerning Agriculture and Allied sectors which are implemented by the Centre and the States. The year 2007-08 was the drafting and structural outline stage of some important schemes viz, National Food Security Mission (NFSM) and Rashtriya Krishi Vikas Yojana (RKVY) that provides developments of, Comprehensive District Agriculture Plans (C\_DAPs) by the States. However, during the current year these schemes got swiftness and are under operation with full rhythm under the framework of Eleventh Plan set up for the purpose. In addition, the Division also continues to monitor the ongoing programmes, schemes and projects and offers its view on behalf of the Planning Commission on new schemes, as also plan proposals submitted by the Centre and the State Governments.

#### Outlay and Expenditure

4.1.2 The total projected GBS for the Eleventh Five Year Plan for Department of Agriculture and Cooperation is Rs. 36,549 crore (2006-07 price) and Rs. 41,337 crore (Current Prices), for Department of Animal Husbandry, Dairying & Fisheries is Rs. 7121 crore (2006-07 price) and Rs. 8054 crore (Current Prices) and for Department of

Agriculture Research & Education is Rs. 11,131 crore (2006-07 price) and Rs. 12,588 crore (Current Prices). These allocations are in addition to Rashtriya Krishi Vikas Yojana (RKVY) outlay of Rs. 25000 crore. Increase in Plan outlay of three departments of the Ministry of Agriculture i.e. Department of Agriculture and Cooperation (DAC); Department of Animal Husbandry, Dairying and Fisheries (DAHDF); Department of Agricultural Research and Education (DARE) may be seen from the following Table-4.1.1:

#### Crop production scenario:

4.1.3 Crop production since 2005-06 has been steadily rising with record levels of production achieved by a number of crops. Besides favourable weather conditions, the interventions by the Government through higher allocation of resources and introduction of new initiatives such as NFSM, RKVY, NHM etc have contributed towards high crop production in these years. Foodgrains production in 2008-09 is anticipated to be 229.85 million tonnes which is around 1 million tonnes lower than that of the last year. This is partly accountable by uneven rain fall during 2008-09. Foodgrains production during 2007-08 had set records in a number of crops such as rice, wheat, maize, and pulses. The projected production of nine major oilseeds at 28.13 million tonnes, cotton at 232.68 lakh bales of 170 kgs each and sugarcane at 289 million tonnes for the year 2008-09 is again slightly lower than the

record production achieved by these crops during 2007-08. Physical outputs of some selected items of agriculture and allied activities are presented in Table- 4.1.2

**Table-4.1.1:**  
**Outlay and Expenditure of the Ministry of Agriculture**

(Rs. In crore)

		DAC	DAHDF	DARE	TOTAL	Increase over previous year
<b>A</b>	Tenth Five Year Plan outlay	13,200.00	2,500.00	5,368.00	21,068.00	
<b>B</b>	Tenth Five Year Plan Expenditure (At current prices)	15,040.00	2,345.57	4,692.49	22,134.71	
<b>C</b>	Eleventh Plan (at current prices)	41,337.00	8,054.00	12,588.00	61,979.00	
	2007-08 (BE)	5520.00	910.00	1620.00	8050.00	
	2007-08 (RE)	5887.94	810.00	1434.00	8131.94	23%
	2008-09	6900.00	1000.00	1760.00	9660.00	18% *

DAC: Department of Agriculture and Cooperation; DAHDF: Department of Animal Husbandry Dairying and Fisheries; DARE : Department of Agricultural Research and Education

Note:- a) In 11<sup>th</sup> Plan there is an additional allocation of Rs.25000 crore for the Rashtriya Krishi Vikas Yojana (RKVY); b) Additional Rs. 1000 crore in 2007-08 RE and Rs. 3165.67 crore in 2008-09 BE were provided for ACA scheme of RKVY; c) Additional amount of Rs. 30 crore in 2005-06, Rs. 40 crore in 2007-08 and Rs. 40 crore in 2008-09 were provided for the State Sector scheme of control of Shifting cultivation in NE Region.

\*If the amount of Rs. 3165.67 crore for RKVY is also included in the total outlay of Rs. 9660 crore during 2008-09 the increase would be much higher.

**Table – 4.1.2:**  
**Physical Outputs of some selected items concerning the Ministry of Agriculture from 2005-06 to 2008-09**

Sl. No	Items	Unit	2006-07	2007-08	2008-09
1	Foodgrains	Million Tonnes	217.28	230.78	229.85
2	Wheat	Million Tonnes	75.81	78.57	77.63
3	Rice	Million Tonnes	93.35	96.69	99.37
4	Coarse Cereals	Million Tonnes	33.92	40.76	38.67
5	Pulses	Million Tonnes	14.20	14.76	14.18
6	Oilseeds	Million Tonnes	24.29	29.75	28.13
7	Cotton	Lakh bales of 170 kg each	226.32	258.84	232.68
8	Sugarcane	Million Tonnes	355.52	348.19	289.23

Source: Third Advance Estimate of Production Foodgrain, Oilseeds and other commercial crops for 2008-09; released on 8.05.2009 by Directorate of ESconomics & Statistics, Deptt. of Agriculture & Co-operation, New Delhi.

### Rashtriya Krishi Vikas Yojana (RKVY) :

4.1.4 Consequent upon 53<sup>rd</sup> meeting of NDC on 29<sup>th</sup> May, 2007 two new schemes namely Rashtriya Krishi Vikas Yojana (RKVY) and National Food Security Mission (NFSM) were introduced during the year 2007-08. RKVY has an allocation of Rs. 25,000 crore for the Eleventh Plan. The allocation of Rs.25000 crore for RKVY is over and above the 11<sup>th</sup> Plan outlay of Rs.61, 979 crore for the Ministry of Agriculture. An amount of Rs. 1247 crore was released in 2007-08. The provision for 2008-09 was Rs. 3165.67 crore against which Revised Estimate is Rs. 2891.7 crore. RKVY provides a flexible programme to the states to draw their own plans according to their felt-needs and approve them at the State level in a State Level Sanctioning Committee (SLSC) for implementation within their share of allocation. Further, RKVY envisages promotion of district agricultural plans and thus improvement in agricultural planning process. Both the Planning Commission and the Department of Agriculture and Co-operation have been emphasising the need for early preparation of District Agricultural Plans and convergence of the relevant programmes of Government of India in such plans.

### Status of District Agriculture Plan:

4.1.5 Preparation of the District Agriculture Plans (DAPs) and the State Agriculture Plan (SAP) is the cornerstone of the strategy of implementation of Rashtriya Krishi Vikas Yojana (RKVY). As RKVY was implemented from the middle of the financial year 2007-08, the finalization of DAPs was not insisted upon during 2007-08, but the States were asked to delineate a roadmap for their preparation. An amount of Rs. 10 lakh have been provided under RKVY for each district for preparation of DAPs.

4.1.6 The Planning Commission brought out a manual for Comprehensive District Agriculture Plan (C\_DAP) to facilitate States in preparation of DAPs. The main features of C\_DAP manual, inter-alia, are bottom to top approach in planning, establishment of Agriculture Planning Unit at Village, Block and District level, integration of Village Agriculture Plan into Block into District into State Agriculture plan, active involvement of PRIs at all levels in preparation and approval of the DAP, inter-linkage of DAP with Strategic Research & Extension Plan (SREP). The copies of C\_DAP manual were made available to the States in the review meeting on RKVY taken by the Deputy Chairman, Planning Commission on 30.7.2008.

### Review Meeting of RKVY:

4.1.7 The Deputy Chairman, Planning Commission had taken a meeting on 30.7.2008 in New Delhi to review the implementation of the Rashtriya Krishi Vikas Yojana (RKVY) during 2007-08.

Some important decisions were taken in the meeting are briefly enumerated below:-

1. Preparation of District Agricultural Plans (DAPs) is a pre-condition for availing assistance under the Rashtriya Krishi Vikas Yojana. An amount of Rs.10 lakh has been provided under RKVY for each district for preparing the DAPs. Most of the States have prepared draft DAPs and are in the process of finalizing them in consultation with PRIs. The preparation of DAPs should be accorded high priority and completed quickly. It has been decided that for enhancing the capacity building of the officials and PRI functionaries involved in preparation of the DAPs, the State Governments could utilize a part of the funds earmarked for preparing the Detailed Project Reports (DPRs) for Stream-I projects. It may be

recalled that under para 7.1.2 of RKVY Guidelines up to 5% of the total Stream-I funds of the RKVY have been earmarked for preparing the DPRs.

2. Low off-take of RKVY funds by the allied sectors of Animal Husbandry, Dairying and Fisheries, as reflected in the figures during 2007-08, is a matter of concern. One of the reasons mentioned by some of States for this low off-take was lack of good projects in these sectors. Therefore, in case it is felt necessary, the amount of Rs. 10 lakhs provided for preparing the DAPs, can also be used for engaging consultants to help identify and prepare appropriate schemes/projects in addition to the funds provided in para 7.1.2. for preparing DPRs.
3. Keeping in view the fact that research and technology development are vital to agriculture development the representatives of State Agricultural Universities have been nominated as Members in the State Level Sanctioning Committees by most of the States. The States are requested to allocate adequate resources to SAUs for locally relevant research activities under RKVY.
4. The State Governments should ensure timely release of funds to the implementing agencies/Departments by the State Finance Department within 15 days from the date of receipt of funds from the Central Government to facilitate timely implementation of RKVY projects. The States should put in place a web-based monitoring system which would be linked to the system being developed in consultation with the NIC in the Department of Agriculture & Co-operation.
5. The District Planning Committees should ensure convergence of resources from the various sources such as the plan

programmes of the Union Ministries of Agriculture and Co-operation, Rural Development and Panchayati Raj as well as the State Government programmes etc. so that the district level plans are comprehensive.

#### **National Food Security Mission (NFSM):**

4.1.8 Although food security appears considerably reassuring due to rising foodgrains production since 2005-06, food security will continue to remain high on agenda of agricultural planning. National Food Security Mission launched in 2007 aims at increasing food grain production by at least twenty million tonnes by the end of Eleventh Plan, which is 10 million tonnes of rice, 8 million tonnes of wheat and 2 million tonnes of pulses. The National Food Security Mission (NFSM) has an outlay of Rs. 4883 crore during Eleventh Plan. It is proposed to implement rice programme in 136 districts in 14 States, wheat programme in 141 districts in 9 States and pulses programme in 171 districts in 14 States. Now, in all, 312 districts are covered in 17 States under National Food Security Mission. For the Annual plan 2007-08, outlay for the NFSM is Rs. 404 crore and for the year 2008-09 outlay for NFSM is to the tune of Rs.1100 crore. Indication so far from the DAC has been that there is improved availability of seeds in the districts covered by NFSM. However, the issues which need attention include its overlap with other programmes for pulses development (ISOPOM); and an impact assessment of the programme etc.

#### **Technical Advisory Committee on Secondary Agriculture:**

4.1.9 A Technical Advisory Committee (TAC) has been constituted under the chairmanship of Prof. D.P.S. Verma to address the various issues related to the promotion of secondary Agriculture by

harnessing advances of technology for giving boost to agriculture growth and adding value to primary produce. Prof. Verma had submitted the final report on “**Secondary Agriculture: Value Addition to Primary Agriculture**”. The TAC-SA has made in all 21 recommendations to address the various issues affecting secondary agriculture industries development in the country and has classified these recommendations into 6 sub-heads viz. Organizational, Technical, Financial, Institutional considerations, Farm Level Organizations and Infrastructure for Bio-processing. The Planning Commission has obtained comments from the concerned Ministries on recommendations so as to adopt strategic approach in promoting secondary agriculture in the country.

#### Rehabilitation package:

4.1.10 To address the issue of distress among farmers in 31 suicide prone districts of 4 States, namely, **Andhra Pradesh** (Prakasam, Guntur, Nellore, Chittoor, Ananthapur, Kurnool, Adilabad, Karimnagar, Khammam, Mahabubnagar, Medak, Nalgonda, Nizamabad, Rangareddy, Warrangal Kadapa), **Karnataka** (Belgaum, Hassan, Chitradurga, Chikangalur, Kodagu, Shimoga), **Kerala** (Wayanad, Palakkad, Kasaragod) and **Maharashtra** (Akola, Wardha, Amravati, Buldhana, Wasim, Yavatmal), Government approved a Rehabilitation Package amounting to Rs. 16978.69 crore consisting of Rs. 10579.43 crore as subsidy/grant and Rs. 6399.26 crore as loan. The amount earmarked to these four States are as under:

Andhra Pradesh	Rs.9,650.55 crore
Karnataka	Rs. 2,689.64 crore
Kerala	Rs. 765.24 crore
Maharashtra	Rs. 3873.26 crore

4.1.11 The Rehabilitation Package aims at strengthening institutional credit support,

irrigation development, promotion of micro irrigation, watershed development, extension services, enhancing seed replacement rate, income augmentation through horticulture, livestock and fisheries development in these districts.

4.1.12 The State-wise actual release of funds up to June 30, 2008 has been Rs. 11463.49 crore.

4.1.13 To incorporate Mid-term modification in the Rehabilitation package, following amendments have been approved by the Cabinet:

- (i) Extension of period for implementation of non-credit component by two more years i.e. up to 30<sup>th</sup> September, 2011.
- (ii) ‘In principle approval’ for provision of need based additional financial support to concern Ministries/Departments.
- (iii) Increase in per farmer area limit under seed replacement programme from one hectare to two hectare.
- (iv) Adoption of ‘Cafeteria Approach’ for participatory watershed development programmes in accordance with the common guidelines approved by NRAA and subject to the condition that financial assistance will be as per the approved norms of WDF.
- (v) Inclusion of ‘Women Farmers’ empowerment programme under extension services.
- (vi) Constitution of Empowered Committee headed by Secretary, Department of Animal Husbandry, Dairying & Fisheries and consisting of representatives from Department of Agriculture & Cooperation, Planning Commission and Ministry of Finance as members for taking decision

regarding modification or inclusion of new components under subsidiary income activities subject to the total financial implication remaining within the existing approved outlay for the concerned State.

4.1.14 In order to monitor the performance of the plan schemes, this division conducted Half Yearly Performance Review (HPR) meeting of Central Sector (CS) and Centrally Sponsored Schemes (CSS) of Department of Agriculture and Cooperation (DAC), Department of Animal Husbandry, Dairying and Fisheries and Department of Agricultural Research and Education at the Member's level.

4.1.15 The DAC has taken several steps to augment performance of agriculture and allied sectors which are listed below:

#### **Integrated Scheme on Oilseeds, Pulses, Oil palm and Maize (ISOPOM)**

4.1.16 ISOPOM is being implemented since 2004. An allocation of Rs. 1500 crore has been made under ISOPOM during Eleventh Five Year Plan. The actual expenditure during Annual Plan 2007-08 under the scheme is to the tune of Rs. 343.46 crore and the anticipated expenditure for 2008-09 is Rs. 400.00 crore.

#### **Technology Mission on Cotton**

4.1.17 Technology Mission on Cotton is being implemented since February, 2000 in 13 cotton growing States. An allocation of Rs. 450 crore has been made under TMC during Eleventh Five Year Plan. The actual expenditure during Annual Plan 2007-08 under the scheme is to the tune of Rs. 66.11 crore and the anticipated expenditure for 2008-09 is Rs. 58.57 crore.

4.1.18 In order to promote organic farming, a new Central Sector Scheme, **National Project on Organic Farming**, has been approved in October. An allocation of Rs.115 crore has been made during Eleventh Five Year Plan. The actual expenditure during Annual Plan 2007-08 under the scheme is to the tune of Rs. 23.10 crore and the anticipated expenditure for 2008-09 is Rs. 34.05 crore.

#### **Agricultural Extension**

4.1.19 A Centrally Sponsored Scheme "Support to State Extension Programmes for Extension Reforms" (ATMA) is operational since 2005 to revitalize agriculture extension system in a decentralized farmer driven, farmer accountable and demand-driven mode. The scheme also promotes Research-Extension- Farmer Linkages, multi agency extension services and convergence of activities and support at district level. A total of 583 ATMAs have been established in 28 states and 2 UTs till Feb, 2009. An allocation of Rs. 2000 crore has been made under this scheme during Eleventh Five Year Plan, the scheme has a budget provision of Rs.298 crore during 2008-09. The actual expenditure during Annual Plan 2007-08 under the scheme is to the tune of Rs. 155.81 crore and the anticipated expenditure for 2008-09 is Rs. 198.00 crore.

#### **Macro Management of Agriculture**

4.1.20 The Centrally Sponsored Schemes 'Macro Management' is in operation since 2000-01 with merger of 27 erstwhile Centrally Sponsored schemes. The scheme has been revised in 2008-09 with more transparent allocation of funds to the States. An allocation of Rs.5500 crore has been made under this scheme during Eleventh Five Year Plan, The actual expenditure during Annual Plan 2007-08 under the scheme is to the tune of Rs. 1001.07 crore and the anticipated expenditure for 2008-09 is Rs. 981.00 crore.



### National Agricultural Insurance Scheme (NAIS) & Weather Based Crop Insurance Scheme (WBCIS)

4.1.21 An allocation of Rs. 3500 crore during Eleventh Plan has been made under NAIS including WBCIS. The scheme has a budget provision of Rs.694 crore during 2008-09. The actual expenditure during Annual Plan 2007-08 under the scheme is to the tune of Rs. 788.07 crore and the anticipated expenditure for 2008-09 is Rs. 794.00 crore.

#### Micro-irrigation:

4.1.22 An allocation of Rs. 3400.00 crore during Eleventh Plan has been made under the scheme. The actual expenditure during Annual Plan 2007-08 under the scheme is to the tune of Rs. 409.40 crore and the anticipated expenditure for 2008-09 is Rs. 430.00 crore.

#### National Horticulture Mission:

4.1.23 The NHM is operationalized since 2005-06 of the 10<sup>th</sup> Plan, covering 344 districts in 18 states and 02 UTs. With 85:15 assistance pattern between the Central and State, this Centrally Sponsored Scheme envisages tapping the immense latent potential of Horticultural crops, promoting employment generation and raising of farmers income.

4.1.24 An allocation of Rs. 8809 crore during Eleventh Plan has been made .The actual expenditure during Annual Plan 2007-08 under the scheme is to the tune of Rs. 919.18 crore and the anticipated expenditure for 2008-09 is Rs. 1000.00 crore

#### National Horticulture Board:

4.1.25 The National Horticulture Board (NHB) addresses issues relating to post harvest management to promote integrated development of the Horticulture Industry, co-

ordinating, sustaining the production and processing of fruits and vegetables.

4.1.26 An allocation of Rs. 632 crore during Eleventh Plan has been made .The actual expenditure during Annual Plan 2007-08 under the scheme is to the tune of Rs. 121.04 crore and the anticipated expenditure for 2008-09 is Rs. 122.47 crore.

#### Technology Mission for Integrated Development of Horticulture in North-East including Sikkim, J&K, H.P and Uttaranchal(TMNE):

4.1.27 The Centrally Sponsored Scheme on TMNE is operational since 2001-02 in the 8 NE states including Sikkim, J&K, H.P and Uttaranchal and Arunachal Pradesh, Assam, Manipur, Meghalaya, Mizoram, Nagaland and Tripura. The 11<sup>th</sup> Plan as an outlay of Rs.1500.00 crore. The actual expenditure during Annual Plan 2007-08 under the scheme is to the tune of Rs. 321.76 crore and the anticipated expenditure for 2008-09 is Rs. 384.00 crore.

4.1.28 The **Working Group** discussions on State Annual Plans for Agriculture & Allied Sector for 2008-09 regarding Agriculture & Allied Sectors have since been completed barring a few States where elections were held for 15<sup>th</sup> Lok Sabha.

#### ANIMAL HUSBANDRY & DAIRYING

4.1.29 The approach for the 11<sup>th</sup> Plan for the livestock sector aims at achieving an overall growth between 6 to 7 percent per annum for the sector as a whole, with milk group achieving a growth of 5% per annum and meat and poultry achieving a growth of 10% per annum. The 11<sup>th</sup> Plan projections at current price for Animal Husbandry, Dairying and Fisheries is Rs.8174 Crore.

## ANNUAL PLAN 2008-09

4.1.30 During the year 2008-09, the Department proposes to implement 29 schemes, which also includes the Special Package for 31 suicide prone districts of Andhra Pradesh, Maharashtra, Karnataka & Kerala. 'In-principle' approval of the Planning Commission has since been given to the "National Dairy Plan" which is to be implemented by NDDDB. The B.E for Annual Plan 2008-09 in respect of Animal Husbandry, Dairying and Fisheries is to the tune of Rs. 1000 Crore while RE is Rs. 940 Crore, the expenditure accounts for Rs.872.86 Crore during this period.

### Fisheries:

4.1.31 All the Centrally sponsored schemes viz; Development of Marine fisheries & Post harvest operations, Inland fisheries and Aquaculture and National Scheme of Welfare of Fishermen, Fisheries Training and Extension are proposed to be continued during 2008-09 with an addition of one or two new sub components. Central Sector Schemes proposed to be continued during 2008-09 are Strengthening of Data base & Information networking for fisheries and Animal Husbandry, assistance to Fisheries Institutes and National Fisheries Development Board (NFDB).

4.1.32 BE in respect of Fisheries for the Annual Plan 2008-09 is to the tune of Rs.215 Crore while RE stands at Rs.180 Crore, including a provision of Rs.75 crore at B.E stage and Rs. 46.90 crore at RE stage for the newly set up NFDB during 2008-09. The expenditure during this period accounts for Rs.178.62 crore.

4.1.33 The thrust areas identified under NFDB are development of Aquaculture, infrastructure facilities including domestic and export marketing, reservoir fisheries,

deepsea fishing, mariculture etc for increased production and productivity, income and employment generation to fish farmers and fisher folk.

### Agriculture Research & Education:

4.1.34 The Department of Agricultural Research and Education (DARE) is responsible for development and governance of agricultural research and education in the country. All international matters relating to agricultural research and education are also governed by DARE. This responsibility is discharged through the Indian Council of Agriculture Research (ICAR), an apex and autonomous organization for promotion, execution and coordination of agricultural research and education in the country. The goal of ICAR is to promote sustainable and inclusive agricultural growth and development in the country by interfacing education, research and extension initiatives complemented with efficient and effective institutional, infrastructure and policy support, for ensuring livelihood and environmental security.

### Annual Plan 2008-09

4.1.35 The Gross Budgetary Support (GBS) to the Department of Agricultural Research and Education (DARE) has been increased by 8.64% for the year 2008-09 to **Rs. 1760 crore** from Rs. 1620 crore in 2007-08 for Crop Science Research- an outlay of Rs. 315 crore, for Horticulture – Rs.90 crore, Natural Resource Management – Rs.100 crore, Agriculture Engineering – Rs.42 crore, Animal Science – Rs.90 crore, Fisheries - Rs.45 crore, Agriculture Education – Rs. 350 crore, Central Agriculture University – Rs.134 crore, Agriculture Extension – Rs.301 crore, Strategic Research – Rs.10 crore, Indo-US Knowledge Initiative – Rs.6 crore, DARE, MIS & IPR Management – Rs.20 crore and National Agriculture Innovation

Project – Rs.257 crore have been provided during 2008-09.

## 4.2 BACKWARD CLASSES, TRIBAL DEVELOPMENT AND SOCIAL WELFARE DIVISIONS

### Backward Classes and Tribal Development Division

4.2.1 Backward Classes and Tribal Development Division is primarily responsible to provide overall policy and guidance in formulation of plans and programmes for the empowerment of the Scheduled Castes (SCs), Scheduled Tribes (STs), Other Backward Classes and the Minorities. The Division also renders advice for formulation and implementation of the special strategies of Tribal Sub-Plan (TSP) and Scheduled Caste Sub-Plan (SCSP) which are the effective instruments geared towards ameliorating the socio-economic conditions of the STs and the SCs, respectively with specific and directed developmental action. Social Welfare Division looks after programmes related to welfare and rehabilitation of persons with disabilities, older persons and drug addicts.

4.2.2. Empowerment as a long drawn process adopted the following three-pronged strategy: (i) Social Empowerment - by removing existing and persisting inequalities as disparities and other problems besides providing easy access to basic minimum services. Education being the key factor for social development has been accorded top priority; (ii) Economic Empowerment - to promote employment-cum-income generation activities with an ultimate objective of making them economically independent and self-reliant; and (iii) Social Justice - to eliminate all types of discrimination with the strength of legislative support, affirmative action, awareness generation and requisite change in the mind-set of people.

4.2.3. The functioning of the Division in coordination with all other concerned developmental sectors thus has been centered and guided by the essential approach of empowerment of the socially disadvantaged groups through achieving overall improvement in their socio-economic status. To this effect due weightage is given to the programmes catering to their welfare and development keeping in view their special needs and problems, especially in providing easy access to basic services like education, health, nutrition, sanitation, safe drinking water, along with suitable support and assistance for their economic development and protection.

4.2.4. The major thrust in the Annual Plan 2008-09 had been towards consolidation and strengthening of various programmes through coordinated efforts and innovative interventions in protecting and attending to the interest of these disadvantaged groups through effective involvement and supplementation of voluntary action

4.2.5. In sharpening the focus and intensifying the activities, the Division continued its task of reorienting/rationalizing the ongoing policies and programmes towards accelerating the process of all round development and employment of the socially disadvantaged groups.

4.2.6. Details of various activities undertaken by the Division during the financial year 2008-09 are given below:

### Scheduled Castes (SCs) and Other Backward Classes (OBCs) development

4.2.7. Based on the performance and progress made through implementation of various welfare and development programmes during 2007-08 with Rs.2001 crore outlay, an increased outlay of Rs.2400 crore was allocated to Ministry of Social Justice &

Empowerment (Rs.2065.00 crore for SCs and OBCs Development + Rs.335 crore for Social Welfare sector). While special focus has been accorded to their social empowerment especially through educational development, priority has also been given to mitigate and reduce poverty gap between general population and SCs and OBCs and to make these socially disadvantaged groups self-reliant and economically independent.

4.2.8. Planning Commission has issued guidelines and additional guidelines in 2005 for formulation, implementation and monitoring of SCSP and TSP to the States/UTs and Central Ministries/Departments. Majority of the States have opened a separate budget head for SCSP and TSP and also prepared separate documents for SCSP and TSP as per the guidelines. However, a few States have empowered their Secretaries in-charge of SC and ST Department as Finance and Planning Secretary for SCSP and TSP earmarked allocation. The Planning Commission has been continuously writing to the State Governments and Central Ministries for adhering to the guidelines of SCSP and TSP.

### Minorities Development

4.2.9. When the Minority Development was an integral part of the Ministry of Social Justice & Empowerment, there were only three schemes viz. Grant-in-Aid to Maulana Azad Education Foundation (MAEF), National Minorities Development and Finance Corporation (NMDFC) and Coaching and Allied Scheme for weaker sections including Minorities with a meager allocation of Rs.51.20 crore in 2005-06. With the creation of an exclusive Ministry of Minority Affairs in January, 2006 the outlay has been substantially enhanced to Rs.130.89 crore in 2006-07, Rs.500 crore in 2007-08 and Rs.1,000 crore in 2008-09 for not only to

strengthen the on-going programmes but also implementation of the new schemes.

4.2.10. In pursuance of the Prime Minister's New 15 - Point Programme in June 2006, the Ministry of Minority Affairs launched three scholarship schemes viz., - i) implemented Merit-cum-Means based Scholarship Scheme for minority students for pursuing graduate and professional courses; ii) Post Matric scholarships to promote higher education among economically backward sections of minority communities with a special focus on minority girls to take up education in 2007-08; and iii) during 2008-09 a Centrally Sponsored Scheme (CSS) namely Pre-Matric Scholarship Scheme, was introduced. Also in 2008-09 a new CSS of Multi-sectoral Development programme was approved for implementation in 90 Minority Concentrated Districts manifesting development deficits. The purpose of the new scheme is to improve the socio-economic conditions and quality of life of people belonging to minorities in particular and the disadvantaged segments of society in general, in the identified Minority Concentrated Districts. The quality of life of people in the identified 'development deficit' districts would be improved by way of making provisions under district specific plans for better infrastructure for education, sanitation, pucca housing, drinking water and electricity supply, besides beneficiary oriented schemes for creating income generating opportunities.

### Scheduled Tribes development

4.2.11. The outlay of the Ministry of Tribal Affairs was Rs.503 crore in 2007-08 which was increased to Rs.805 crore in 2008-09 to provide enhanced support various socio-economic development programmes implemented for the benefit of STs. Substantial increase was given under the scheme of Primitive Tribal Groups (PTGs) i.e., from Rs.40 crore in 2007-08 to Rs.178

crore in 2008-09 with an objective to attend to the survival, protection and development needs of the PTGs who are languishing in utter socio-economic backwardness and fragile conditions.

4.2.12. During the Annual Plan 2008-09, the Planning Commission had closely and continuously interacted with the Ministry of Tribal Affairs in connection with the exercises relating to formulation and implementation of various programmes and policies relating to the socio-economic development and empowerment of the STs.

4.2.13. The Division participated in various meetings organized by the Ministry of Tribal Affairs to discuss various aspects viz., development of forest villages focusing the tribals and Conservation Cum- Development Plans (CCD) for development of 75 Primitive Tribal Groups (PTGs) spread over 15 States / UTs during 2008-09. The development of 75 identified PTGs continued to assume priority importance in the Eleventh Plan vis-à-vis in the Annual Plan. The Division had effectively participated in various meetings held in Ministry of Tribal Affairs for examining various PTGs specific development project proposals and creating irrigational infrastructure for increasing agricultural productivity leading to their economic empowerment and suggested effective and appropriate measure to be taken by NGOs who have been sponsored to undertake such projects.

### **Social Welfare Division**

4.2.14. The Social Welfare Division continued its efforts towards 'empowering' Persons with Disabilities, (loco-motor, visual, hearing, speech and mental disabilities); 'reforming' the Social Deviants, drug addicts, alcoholics, beggars etc; and 'caring' for the Other Disadvantaged such as older people, in coordination with the nodal

Ministry of Social Justice and Empowerment (M/SJ&E) and other related Ministries/Departments of both Centre and State Governments to ensure effective implementation of various policies and programmes aimed at welfare, development and empowerment of these target groups.

4.2.15. The rehabilitation and empowerment of disabled persons is a statutory responsibility of the Government as per the Persons with Disability (PWD) Act, 1995. The Ministry of Social Justice and Empowerment has taken up various schemes and programmes to implement various provisions of the PWD Act, 1995, to fulfil the commitment to empower as many disabled as possible so they become active, self-reliant and productive contributors of the society. In this context, a new central sector scheme namely "Employment of Physically Challenged" was introduced during 2008-09 with an allocation of Rs.15.00 crore.

4.2.16. Recognising that the social deviants such as alcohol and drug addicts are victims of circumstances and situational compulsions rather than habitual addicts, the Annual Plan 2008-09 effective implementation of the scheme for Prohibition and Drug Abuse Prevention since the year 1985-86 was entrusted. Under this scheme, the Ministry is assisting Voluntary Organisations to run programmes for De-addiction and Rehabilitation of Drug addicts.

### **Examination of Notes for Standing Finance Committee (SFC)/ Expenditure Finance committee (EFC)/ Cabinet Committee on Economic Affairs (CCEA) /Cabinet**

4.2.17. The Division has examined a number of Standing Finance Committee (SFC)/ Expenditure Finance Committee (EFC) notes submitted by the Ministries of Social Justice & Empowerment, Tribal Affairs and Minority Affairs for the schemes in close consultation

with Project Appraisal and Management Division (PAMD). The Division also offered comments on various proposals submitted by these Ministries for Cabinet Committee on Economic Affairs (CCEA)/ Cabinet.

#### **Annual Plan discussions of Central Ministries and States (2008-09 and 2009-10)**

4.2.18. Detailed discussions were held with the Ministries of Social justice and Empowerment, Tribal Affairs and Minority Affairs with regard to the finalisation of the Annual Plan 2009-10. Subsequently, scheme wise allocations of the approved outlay for the Annual Plan were also made in consultation with the Ministries. Similarly, the progress of implementation of the various programmes of the State Governments has also been reviewed and the State Governments were suggested to improve their financial and physical performance.

4.2.19. To finalise the State Annual Plans (2008-09) and 2009-10, Working Group meetings/discussions for the Social Welfare including welfare of the disabled and aged were held under the Chairmanship of Adviser (SJ), which were attended by the state representatives and the nodal Ministry of SJ&E and Tribal Affairs, National Commission for Scheduled Castes and National Commission for Scheduled Tribes. Besides, reviewing the progress of various programmes and policies, the Working Groups also made an assessment of the financial requirements for each State and recommended allocation of the resources for the sector and the brief notes were prepared, which provided inputs for the meetings between the State Chief Ministers and the Deputy Chairman, Planning Commission for finalization of Annual Plans of States and UTs.

#### **Examination of research proposals, research reports sent by Socio-Economic Research Division (SER) and Programme Evaluation Organisation (PEO)**

4.2.20. The Division critically examined and offered comments on various research proposals/projects concerning welfare and development of disadvantaged groups/other special groups submitted by academic institutions and NGOs seeking grant under SER and PEO divisions of the Planning Commission.

#### **Parliament Questions and Etc.**

4.2.21. Besides, the Division attended the work relating to the Parliament Questions, VIP references and provided inputs for the Speeches by the President, Prime Minister, Finance Minister and Deputy Chairman, Planning Commission delivered at various occasions. Many field visits were carried out by the officers of the Division to have firsthand information on the progress and the impact of the various ongoing programmes/schemes in different parts of the country.

#### **Meetings**

4.2.22. The following review meetings were held under the Chairmanship of Dr. B.L. Mungekar, Member, Planning Commission:

- Meeting of Representatives of Ministries of Social Justice & Empowerment, Tribal Affairs, Minority Affairs and National Level Finance & Development Corporations for Scheduled Castes, Scheduled Tribes, Safai Karamcharis, Other Backward Classes, Minorities and Handicapped Persons held on 20.09.2007.
- Half-Yearly Progress Report for the period ending September 2008 of Ministries of Tribal Affairs, Minority Affairs and Social Justice &

Empowerment were held on 8.5.08, 9.6.08 and 11.6.08 respectively.

- A Review Meeting to assess the performance of Tribal Sub-Plan was held on 22<sup>nd</sup> May, 2008 in the Planning Commission.
- First Meeting of Assessment & Monitoring Authority (AMA) was held on 29<sup>th</sup> May 2008.
- Meeting to review implementation of the Scheduled Tribes and Other Traditional Forest Dwellers (Recognition of Forest Rights) Act, 2006 and Rules on 26.9.2008.
- Meeting to review implementation of Scholarship Schemes for Scheduled Castes (SCs), Scheduled Tribes (STs), Other Backward Classes (OBCs) and Minorities by Central Ministries and State Governments and UT Administrations on 12<sup>th</sup> November, 2008.

#### 4.3 BHARAT NIRMAN: 2008-09

- (i) The Outlays for the Bharat Nirman components have been increased by 27.14% in the Budget 2008-09 as compared to the outlays in 2007-08.
- (ii) The Special Window of assistance for roads component of Bharat Nirman through NABARD was operationalised during early financial year 2007-08.
- (iii) The Eleventh Five Year Plan Chapter on Bharat Nirman was prepared and finalized. Also the Annual Plan 2008-09 chapter of Bharat Nirman was finalized.
- (iv) Bharat Nirman being a part of the flagship programme of the Government, the progress of individual states was reviewed by the Planning Commission as a part of the Half Yearly Progress review and during the Working Group Discussions for the formulation of Annual Plan.
- (v) The present status of the physical and financial achievements under various Bharat Nirman components are as under.



## Annexure 4.3.1

**Bharat Nirman Cumulative Physical and financial achievements  
from April 2005 to March 2009**

(Rs. Crore)

S.No	Component	Total Bharat Nirman Target	Total achievement Upto March 2009	Percentage achievement	Balance to be achieved	Total Amount Released till March 2009
1	<b>Irrigation (in million Hect.)</b>	10.00	5.941	60.16	4.06	14130.481
	<b>Drinking Water</b>					
	habitations in no's					
	(a) Not Covered	55067	52040	94.50	3027	
	(b) Slipped Back	331604	346081	104.37		
	(c) Quality Affected	216968	259628	119.66		
2	Total	603639	657749	108.96		22346.95
	<b>Roads</b>					
	(a) Habitations coverage(in nos)	66802	32269	48.31	34533	
	(b) New connectivity(in km)	146185.34	85405.18	58.42	60780.16	
3	(c) Road upgradation (in km)	194130.68	155019.20	79.85	39111.48	36133.45
	<b>Housing</b>					
4	No of houses to be constructed (In Lakh)	60 Lakh	67.00	111.67		15408.421
	<b>Electrification</b>					
	(a) Unelectrified villages to be connected	125000	59869	47.90	65131	
5	(b) BPL household to be electrified(In Lakhs)	230 Lakh	53.79	23.39	176.21	13556.46
6	<b>Telephone</b>	66822	57181	85.57	9641	148.547



## 4.4 COMMUNICATION & INFORMATION

4.4.1 Communication & Information Division is primarily concerned with the plans, programmes & policies relating to Telecom, Postal, Information & Broadcasting and Information Technology sectors of the economy. During the year major items of work handled by the division include examination of various policy issues, performance review of the sectors and preparatory work relating to formulation and finalization of Annual Plan 2008-09. Besides the above, the division also looks after maintenance of Planning Commission's web-site as well as management of Soochna Dwar. Two IT Projects being implemented by NIC are also looked after by the C&I Division in Planning Commission. In addition, RTI Cell is also functioning under the Division with Shri S.K. Mondal, Director (C&I) as Central Public Information Officer.

### Telecommunications

4.4.2. The Indian Telecommunication Network with 413.84 million connections (as on 28<sup>th</sup> February, 2009) has become fifth largest network in the world and second largest network in Asia. The sector is one of the prime support-services needed for rapid growth and modernization of various other sectors of the country. The enormous growth in the Information Technology Sector has further augmented the growth of Telecom Sector and thus has registered significant success during the year; The Sector, which was growing in the range of 20 to 25% up to the year 2002-03, has moved to a higher growth path for an average rate of 40 to 45% during the last two years. This rapid growth has been possible due to various proactive and positive decisions timely taken by the Government as well as the contribution of public sector and private sector. The teledensity achieved (upto 28.2.2009) is

35.65% out of which urban teledensity is 86.18%, while the rural teledensity being 14.36%.

4.4.3. In the area of network expansion the growth of the sector can very well be observed by comparing that there were 300.49 million telephone connections upto March, 2008. As against this, upto February, 2009 the total number of telephone connections stands at 413.84 millions, thus indicating a growth of 37.72%. Wireless subscribers have surpassed fixed line subscribers. Number of mobile telephone connections has gone up to 376.12 million whereas fixed line connections are about 37.73 million only.

4.4.4. During the year 2008-09 the following important projects/ schemes/ policy issues pertaining to Department of Telecom (DOT) were examined in the Division:

- (i) Finalization of Annual Plan 2009-10 allocation of funds for various schemes of Department of Telecommunication.
- (ii) Dedicated and fully secured communications Network for Defence and Security related requirements.
- (iii) Undersea cabling between Mainland and Andaman & Nicobar (A&N) Islands through a Spur Route (UMA&N).
- (iv) Report of the Task Force on Development of J&K in respect of Telecom sector.
- (v) Various issues relating to charging and allocation of Spectrum.

### Rural Telephony:

4.4.5. The universal service obligation policy came into effect from 1<sup>st</sup> April 2002. Village Public Telephones (VPTs) have been brought under 'Bharat Nirman' mainly to

cover 66,822 uncovered villages including 14,183 to be covered on Satellite Media. A focused programme to provide VPTs in 66,822 uncovered villages has been undertaken. Out of these, 57,181 villages have been provided VPTs by March, 2009. Remaining 9,641 villages are expected to be covered by November, 2009. Funds for this programme are being utilized from Universal Services Obligation (USO) fund specially set-up for rural telephone infrastructure.

## II. Postal Sector

4.4.6. India Post is the largest network in the world in terms of area covered and population served having more than 1.55 Lakh post offices across the country in both urban and rural areas. On one hand it provides personal services to the people, and on the other it also provides service to private sector, which is crucial for the growth of the economy. It ensures daily delivery of mails at the doorstep of the customer, sells of stamps, collection of letters through letterboxes etc. Apart from the basic services, various services like Retail-Post, e-post, Bill Mail Services, sale of passport application forms, pickup and delivery of Speed Post articles etc including banking and insurance services are also being provided by selected post offices. An agreement has also been entered by the department with some State governments for providing Social Security Services/Schemes like National Rural Employment Guarantee Scheme (NREGS) and old age pension payment through Post Office Savings Bank Accounts.

4.4.7. The challenge of providing cost effective and viable services to the customer is also a matter of constant concern. The total revenue during 2007-08 was Rs.5494.90 crore against net working expenses of Rs.7006.34 crore leaving a gap of Rs.1511.40 crore. The increase in postal revenue was to the extent of

3.24% where as increase in the budgetary deficit was 6.61% over the previous year.

4.4.8. During the year 2008-09 the following important projects/ schemes/ policy issues pertaining to Department of Posts (DOP) were examined in the Division:

- (i) Finalization of annual Plan 2009-10 allocation of funds for various schemes of Department of Posts.
- (ii) Conducted Half Yearly Performance (HPR) meeting of Department of Post to review the performance of the Department and also to determine future strategy.
- (iii) In principle approval of the Project Arrow which aims at standardization of 450 post offices providing all the IT enable services.
- (iv) Examined EFC/ SFC notes on various projects/schemes of DoP and given suitable comments.
- (v) Materials relating to Department of Posts for economic editors conference, web-site, induction material etc.
- (vi) Examination of various issues in respect of the Note for Cabinet on the Indian Post Office (Amendment) Bill 2008 so as to make amendments in the Indian Post Office Act, 1898 by a forward looking legislation. Cabinet has desired that the bill should be re-drafted so that postal services can be expanded with new postal concept at par with the world-class service at affordable price.
- (vii) Note for Cabinet for Setting up a Special Purpose Vehicle (SPV), a wholly owned Company with limited liability for the optimum development and management of Postal Estates.
- (viii) National Data Centre – National Informatics Centre has been entrusted

with the work of setting up a National Data Centre at Delhi by connecting 1318 sites by WAN on a turnkey basis. National data Centre with limited capacity is being hosted by NIC for web based applications. The work is at advance stage of completion.

### III. Information Technology

4.4.9. The Indian Information Technology sector has shown remarkable resilience in the year 2007. Continuing on its established track record, the overall Indian IT-BPO revenue aggregate is expected to grow by over 33 per cent and reach US\$ 64 billion by the end of the current fiscal year 2007-08 as compared to US\$ 48.1 billion in fiscal year 2006-07. This is expected to touch US\$ 71.7 billion in 2008-09. Industry performance was marked by sustained double-digit revenue growth, steady expansion into newer service lines and increased geographic penetration and an unprecedented rise in investments by Multinational Corporations (MNCs) - in spite of lingering concerns about gaps in talent and infrastructure impacting India's cost competitiveness.

4.4.10. The Indian Information Technology-Information Technology-enabled Services (IT-ITeS) industry has grown at a remarkable pace. Continuing on its established track record, the overall Indian IT-ITeS revenue (including hardware) aggregate have grown by over 33 per cent to reach US\$ 64 billion in fiscal year {FY} 2007-08 as compared to US\$ 47.8 billion in FY 2006-07. It is expected to touch US\$ 71.7 billion in {FY} 2008-09. The Indian Software & Services Industry (excluding hardware) has grown from US \$ 39.3 billion in 2006-07 to US \$ 52.0 billion in 2007-08, an increase of 32.3 per cent. It is expected to touch US \$ 60.0 billion in 2008-09.

4.4.11. The total software and services exports has grown to US\$ 40.3 billion in 2007-08, as compared to US\$ 31.1 billion in 2006-07, an increase of 29.6 per cent. It is expected to touch US\$ 47 billion in 2008-09. Though the IT-BPO sector is export driven, the domestic market is also significant. The revenue from the domestic market has reached at US\$ 11.7 billion in 2007-08 as compared to US\$ 8.2 billion in 2006-07 a growth of about 42.7 per cent. It is expected to reach US \$ 12.5 billion in 2008-09.

4.4.12. An emphasis on quality has been a key factor in the success of the Indian IT-BPO sector. As of December 2007, over 498 India-based centres (both Indian firms as well as MNC-owned captives) had acquired quality certifications with 85 companies certified at Software Engineering Institute (SEI), Carnegie Mellon Capability Maturity Model (CMM) Level 5 - higher than any other country.

4.4.13. The total IT Software and Services employment has grown to 2.01 million in 2007-08 as against 1.62 million in 2006-07. It is expected to touch 2.23 million in 2008-09. This translates to the creation of about 8 million indirect job opportunities attributed to the growth of this sector.

4.4.14. As a proportion of national GDP, the IT-BPO sector revenues are estimated to have grown from 5.2 per cent in 2006-07 to an estimated 5.5 per cent in 2007-08 and 5.8 per cent in 2008-09.

4.4.15 The industry has set a target of US \$ 60-62 billion in export revenues to be achieved by 2010-11. As against this target, the export revenue of US \$ 47 billion is estimated to have been achieved in 2008-09.

4.4.16. Department of Information Technology has taken certain focused initiatives in the fields of e-governance,

telemedicine, tele-education, language, technology development, bio-informatics, nano-technology, setting up of Community Information Centers in Jammu & Kashmir; propagating low cost ICT tools for the masses, IT security, Cyber education, high performance computing and developing manpower in the area of large scale integrated circuit design.

4.4.17. During the year 2008-09 the following important projects/ schemes/ policy issues pertaining to Department of Information Technology (DIT)) were examined in the Division:

- (i) Finalization of Annual Plan 2009-10 and allocation of funds for various schemes of Department of IT.
- (ii) Review of two projects of Planning Commission, viz. Multilayered GIS mapping of 600 districts and Computer Aided Digital mapping project relating to six cities (Ahmedabad, Bangalore, Kolkata, Chennai, Mumbai and Hyderabad) being executed by NIC.
- (iii) Coordinated the meetings of Empowered Group of Ministers (EGOM) for formation of UID authority.
- (iv) Conducted Half Yearly Performance (HPR) meeting of Department of Information Technology to review the performance of the Department and also to determine future strategy
- (v) Examined Annual Plan 2009-10 proposals of all States and UTs and offered valuable suggestions as far as IT sector is concerned.
- (vi) Examined Cabinet Note on IT Investment Region Policy.
- (vii) Examined the proposal to form National e-Governance Agency.

- (viii) Examined the proposal to optimize staff strength of NIC.
- (ix) Preparation of discussion papers on UID Authority of India.
- (x) Examined Special Plan Assistance (SPA) proposals received from NE states relating to IT sector.

#### IV Information & Broadcasting

4.4.18. Ministry of Information and Broadcasting with its three sub-sectors, information, film, and broadcasting are in stiff competitive mode to inform, entertain, and educate people with the private sectors. The PSUs and the Government had the formidable task of providing socio-economic development information through wholesome entertainment at a minimal cost. The role of traditional media units and the broadcasting wings is far reaching in view of the fact that together they deliver a huge basket of services that empower the public by providing them choices of services, voice to their views and aspirations, and delivering to them information through various media units.

4.4.19. The year 2008-09 has geared up to transform the traditional system and technology into the newly emerging most effective digital technological path in line with worldwide trends. High investment is required to address this issue for achievement of this transformation within the targeted schedule. Rs.700.00 crore has been provided for utilization in the various schemes for the fiscal year 2008-09.

4.4.20. The Information Media's traditional system has been revamped through the introduction of modern ICT based performances to make the people more informed about the social issues. Developmental information on the Government flagship programmes through the public Information campaign and thereby

improving the awareness on the social issues has been focused during the 2008-09. The folk and traditional performances is the 'live media' of the Songs and Drama Division and has been effectively used for coherent bonding of the various sub-segments of the society leading to cultural integrity of the border and remote areas with the rest of the country.

4.4.21. Film Sector: Film sector plays a pivotal role through its initiatives for providing information, education, and motivation through visual media. The emergence of new technologies during the past few years has led the entertainment industries to move towards rapid growth path through out the world and the government monopoly has been drastically reduced in this field. The Role of the Government remains mainly as facilitator enforcing conducive policy issues through Public Private Partnership arrangement.

4.4.22. Directorate of film Festival has focused on organizing film shows, marketing and distribution of films produced in-house, foreign films through film festivals organized by it. Children Film Society of India (CFSI) produces short films, feature film and distribute them to the children with the objective of protecting them from the unwanted commercial films. The increasing competition among the developed countries to minimize the cost of making digital content in special visual effects, gaming and animation film has led the government to set up of National Centre of Excellence for Animation and Gaming in the 11<sup>th</sup> five year plan. Public Private Partnership is being encouraged in this direction.

4.4.23. Broadcasting: The two wings of the Prasar Bharati, namely All India Radio and Doordarshan are allocated funds of Rs.195.00 crore and Rs.280.00 crore respectively for their various schemes.

- Towards ensuring excellence and commercial viability in public service broadcasting, public private partnership is an effective model. One important initiative has been made in the form of FM Broadcasting through Private Sector participation. Under this model, existing AIR towers were allowed to be used by private firms in accordance with a model concession agreement between the Government and the private firm. This is envisaged to achieve the public-service broadcaster's goal of covering 60% population with high quality radio transmission. Under this scheme 300 channels (appx.) would be provided through 90 stations.
- Main thrust has been laid on the development of television and radio transmission in J&K., and North Eastern Regions including island territories, through special packages developed for these states. J&K and North East Special Packages have been completed their first phase projects. A mix of terrestrial and satellite transmission coverage have been in operation. The Ku Band transmission project in these areas has led to wider reach and coverage in terms of both area and population. Both these special packages have entered their second phases. In this phase the projects are envisaged to further improve their coverage, and make impact on people's life style. The Special package for J&K phase-II has been brought for the development mainly on software, making its contents more entertaining at a cost of Rs.300.00 crore. The Phase-II NE Package approved as a Tenth Plan scheme with a project cost Rs.400.17 crore which includes coverage through DTH schemes in stead of some of the terrestrial schemes. The revised cost of the NE Package Phase-II for AIR schemes projected is

Rs.143.32 crore, and that of Doordarshan is Rs.256.85 crore.

- AIR and DD are aspiring to go digital soon, by setting a future path for creating digital content, ensuring digital transmission, and switching of analogue transmitters at the earliest by 2017. AIR has brought a consolidated scheme for digitalization for installation of transmitters with DRM MW & DRM+ (FM) , and studio equipments for 98 studios at cost of Rs. 867.20 crore.. Doordarshan has also brought a consolidated scheme containing installation of digital transmitters and digital studio equipments, costing Rs.919 crore. The scheme would be implemented during the 11<sup>th</sup> Plan.

4.4.24. The Youth Commonwealth Games at Pune was already held in October 2008. The main Commonwealth Games at Delhi will be held in October 2010. Work is on progress for covering the games in High Definitions TV (HDTV) format to provide HDTV feed to the International Community. CCEA has approved Rs. 463 crore for the project.

4.4.25. During the year 2008-09 the following important projects/ schemes/ policy issues pertaining to Ministry of Information & Broadcasting (MoI&B) were examined in the Division:

- (i) Finalization of Annual Plan 2009-10 and allocation of funds for various schemes of Ministry of Information and Broadcasting.
- (ii) Appraisal of the flagship schemes of DAVP costing Rs101 crore.
- (iii) CCEA approval of the Commonwealth Games, for Rs. 463.00 crore.
- (iv) In-principle approval/ SFC/ EFC processing of various schemes of all

the sub-sectors are carried out. Some of the important schemes are Digitalization of Transmitters & studios, of Doordarshan and AIR, and HDTV of Doordarshan.

## V. OTHER ACTIVITIES OF THE C&I DIVISION

### Soochna Dwar or Cyber Cafe

4.4.26 The Division is also associated in the management of 'Soochna Dwar' or 'Cyber Café'. The facility enables visiting media persons to browse the internet for information. It also provides information and publication to public at large.

### Internal Information Service

4.4.27 This is another service assigned to the Division. It includes bringing out a computerized Daily Digest of selected news items and providing Newspaper clippings of important items to the office of the Deputy Chairman, MOS and other senior officials of the Planning Commission on daily basis.

### Website of Planning Commission

4.4.28. The Division is regularly updating the web-site of the Planning Commission. Efforts have been made to keep the site up to date by putting on the web the latest publication of the Planning Commission. The C&I Division is also dealing with the matter related to RTI Act and working as an interface between outsiders and the Planning Commission.

## 4.5. DEVELOPMENT POLICY DIVISION

4.5.1 The Development Policy Division is mainly concerned with monitoring of the macro-economic parameters of the economy, getting research done in the areas of interest and suggesting policy reforms. The Division also examines the recommendations on

Minimum Support Prices (MSP) of various crops emanating from the Commission for Agricultural Costs and Prices (CACP) on the basis of references received from the Ministry of Agriculture. Besides, schemes of Department of Food & Public Distribution are examined by this Division as it is the nodal Division for all matters pertaining to the Department of Food and Public Distribution.

4.5.2 During the year 2008-09 and up to end of the March, 2009, the following activities were performed:

- (i) The Division examined the recommendations on Minimum Support Prices in respect of foodgrains (kharif and rabi), oil seeds, sugarcane, copra and jute made by the Commission for Agricultural Costs and Prices on the basis of Notes received from the Ministry of Agriculture.
- (ii) The Division examined the Annual Plan 2008-09 proposals of the Department of Food and Public Distribution.
- (iii) Editing and Printing work of Report of the High Level Group (HLG) on Services Sector was done.
- (iv) The draft Chapter on Governance was prepared in the Division for inclusion in the Annual Plan 2008-09 Document.
- (v) Prepared briefs and submitted comments on various issues rose for the Cabinet Committee on Economic Affairs.

## 4.6 EDUCATION DIVISION

4.6.1. The Education Division is concerned with all aspects of development planning in the field of education, art, culture, sports, games and youth affairs. It does not, however,

deal with education related to agriculture and allied sectors, public health, medical education and medical care.

4.6.2. The scope of work of the Education Division covers (i) different stages of education such as pre-primary, primary, middle, formal and non-formal education, secondary, university/ higher and technical educational as well as (ii) special areas such as education of girls, children of Scheduled Castes, Scheduled Tribes and children with disabilities. The major development programmes relate to: Universalisation of elementary education, Universal Access to and Improvement of Quality Education at Secondary Stage (SUCCESS) which includes Rashtriya Madhyamik Shiksha Sansthan(RMSA) adult education, vocationalization of education, teacher education, science education, educational planning, physical education, games and sports, scholarships, languages development, book promotion, libraries, youth service schemes, cultural institutions and activities etc.

4.6.3. During the year 2008-09, the major activity was review and monitoring of existing as well as newly formulated schemes relating to the 11th Five Year Plan. The Steering Committee Reports of the Eleventh Plan for various sectors related to the Ministries/ Departments of Education, Culture, Sports and Youth Affairs were finalized and put on the web-site of the Planning Commission for wider dissemination.

4.6.4. In addition, activities related to the implementation of Plan schemes, viz, granting of 'in-principle' approval and examining the SFC/EFC/CCEA proposals in respect of the schemes of Department of School Education and Literacy, Department of Higher Education (under the MHRD), Dept. of Sports, Dept. of Youth Affairs and Ministry

of Culture, continued in the period under review. The Half Yearly Performance Review (HPR) Meetings were held under the Chairmanship of Member (Education) to review the pace of expenditure of these Departments under the current year 2008-09. These HPRs critically examined the progress, identified the problems in implementing schemes and suggested suitable solutions for better targeting/utilization of funds.

4.6.5. The officers of the Division during the year participated in review of programmes and polices organized by Institutes like National University of Educational Planning the Administration (NUEPA), National Council of Educational Research and Training (NCERT) and National Council for Teachers Education (NCTE), TEQIP and Project Approval Board (PAB) of SSA.

4.6.6. Allocations under the sectors of Education, Youth Affairs and Sports and Culture were also made in respect of the plans of States and Union Territories. In this context, the officers participated in a number of Working Group meetings for the finalization of States' Annual Plan 2008-09 proposals.

4.6.7. The Education Division took various initiatives on policy issues during the year, including the following:

- The Division participated in the meeting of National Monitoring Committee on Flagships Scheme the Mid-day Meal Programme.
- The special dispensation to enable the North Eastern States to meet their share of funding under the Flagship Programme Sarva Shiksha Abhiyan (SSA) was deliberated upon by the Division, whereby the North Eastern States contribute 10% of their share from their State Budget and the balance 15% is contributed from the Non lapsable Central Pool of Resource (NLCPR).
- The Division examined the major schemes under Secondary Education 'SUCCESS' viz. Rashtriya Madhyamik Shiksha Abhiyan (RMSA) Model Schools, National Scheme for incentives to girls at Secondary Stage etc.
- The Division convened a meeting of Officers of Ministry of HRD and State Govts. to discuss the Teacher Education Scheme in detail. Arranged presentation on Framework for Implementation of Vocational Education and Training (VET) in India by MHRD on 9<sup>th</sup> April, 2008 for launching revised scheme of vocational education at higher secondary level of school education during XI plan period. Representatives from FICCI, CII, ASSOCHAM, National Knowledge Commission, PSSCIVE, Ministry of Labour & Employment, Ministry of Rural Development were participated in the deliberations.
- Convened a meeting on 12<sup>th</sup> June, 2008 to discuss the issues concerning to Adult Education Programmes and to sort out strategies for the XI Plan. MHRD had made a presentation outlining the sequential growth and development of adult education starting from Mohim Movement (1960s) to Total Literacy Campaign Movement (1990s).
- Education Division examined proposals sent by NGOs and autonomous bodies for funding research studies/evaluation studies and provided appraisal notes to the grant-in-aid committee.
- Education Division has examined the State Development Reports of States and UTs during the year under review.
- The Full Planning Commission approved the 'National Mission in Education



through ICT' and the 'Sub-Mission on Polytechnics under coordinated action for skill development' as Centrally Sponsored Schemes & the Schemes were launched during the year.

- The Division also examined the funding and other modalities for the Commonwealth Youth Games to be held in Pune in 2008 and the Commonwealth Games to be held in 2010 in New Delhi.
- The Division also examined various proposals relating to Higher and Technical Education, such as setting of 16 new Central Universities; 370 degree colleges; 8 new IITs; IISERs; SPAs; Ghani Khan Choudhary Institute of Engineering and Technology at Malda, West Bengal.
- The Division has also been working on a Consultation Paper on PPP in Higher & Technical Education and organised consultations with experts and series of presentation on the subject.

### Youth Affairs and Sports

4.6.8. The Education Division also looks after the overall Planning & Policy of the Ministry of Youth Affairs & Sports. During the year, the Ministry was bifurcated into two separate Deptts. viz. Deptt. of Youth Affairs and Deptt. of Sports.

4.6.9. In view of large population of young people in the country, the 11<sup>th</sup> Plan focuses on the problems related to adolescent and youth. As per recommendations of ZBB exercise, four schemes/programmes related to youth and adolescent development were merged under National Programme for Youth and Adolescent Development (NPYAD) for providing financial assistance to the Govt. and non-Govt. agencies. In this regard, the meetings of Project Appraisal Committee (PAC) for considering the proposals related to youth and adolescent development were

attended. Like-wise, National Service Volunteer Scheme (NSVS) and Rashtriya Sadbhavana Yojana (RSY) were merged under National Volunteers Scheme. The proposal for introduction of five courses at Under Graduate and Post Graduate levels at Rajiv Gandhi National Institute of Youth Development, Sriperumbudur were examined. EFC proposal for revision of NSVS was examined.

4.6.10. In view of the broad-basing the sports to the grass root level in rural areas, a scheme namely 'PYKKA' was approved. The meetings of Executive Committee of PYKKA were attended for considering their proposals for financial assistance to create sports infrastructure at grass root level. In order to hold CG-2010 successfully and timely completion of sports infrastructure several SFC/EFC/Cabinet Note were examined. A meeting to review the performance/progress of the civil works related to CG-2010 were held. The proposals seeking additional funds, over and above the approved outlay, for CG-2010 were examined. The status of the projects related to CG-2010 is being reviewed on monthly basis.

### Art & Culture

4.6.11. The Education Division offers overall guidance in formulation of plans and programmes for preserving and promoting the rich cultural heritage of the country. These are plans / programmes of the Department of Culture whose main activities include archaeological excavation, promotion of visual and literary arts, preservation of material and non-material heritage, development of museums, libraries and institutions. In a larger perspective, the Planning Commission also addresses issues relating to national identity in conjunction with several other Ministries/Departments such as those of Tourism, Education, Textile and External Affairs.

4.6.12. During the period under report, various plan schemes were examined by way of SFC and EFC proposals and Cabinet notes for continuation during the XI Plan.

#### 4.7. ECONOMIC ADVISORY COUNCIL TO THE PRIME MINISTER

4.7.1. The Economic Advisory Council (EAC) to the Prime Minister has been functioning w.e.f 3.1.2005. The composition of the Council is as under:

<b>Dr. Suresh Tendulkar*</b>	<b>Full-time Chairman</b>
Ex-Professor Delhi School of Economics	In the rank of Cabinet Minister
<b>Prof. G.K.Chadha,</b> Ex-Vice Chancellor, JNU	Part-time Member in
<b>Dr. Saumitra Chaudhuri,</b> Economic Adviser, ICRA	-do-
<b>Dr. Satish C.Jha,</b> Ex Chief Economist, ADB	-do-
<b>Dr.M.Govinda Rao,</b> Director, NIPFP	-do-

\* Dr C.Rangarajan was the Chairman of the Economic Advisory Council to PM from 1<sup>st</sup> April 2008 to 5<sup>th</sup> August 2008.

#### 4.7.2. The terms of Reference of the EAC are as under:

- Analyzing any issue, economic or otherwise, referred to it by the Prime Minister and advising him thereon;
- Addressing issues of macroeconomic importance and presenting views thereon to the Prime Minister. This could be either suo-moto or on a reference from the Prime Minister or anyone else;
- Submitting periodic reports to the Prime Minister on macroeconomic developments

and issues with implications for economic policy;

- Attending to any other task as may be desired by the Prime Minister from time to time.

#### 4.7.3. Administrative Arrangements and Budget

- The Planning Commission is the nodal agency for the EAC for administrative, logistic, planning and budgetary purposes.
- The EAC has been allocated a separate budget for the year 2008-09 under the Ministry of Planning.
- The EAC has established its office in Hall- 'E' of Vigyan Bhavan Annexe. It is functioning on a lean staffing pattern. At the officer level, it has a full time Secretary (in the rank of Joint Secretary to Government), One officer in the rank of Director and one in the rank of Senior Research Officer.

#### Tasks Undertaken

4.7.4. In accordance with its terms of reference, the EAC has advised the Prime Minister on a number of issues referred to it by the PM/PMO. Among the important issues addressed by the EAC are the Export Duty on Iron Ore, Deregulation of the Sugar Sector, Commodity Transaction Tax, Inflation and Macro Economic Management, Price Policy for Khariff, 2008-09, Restriction on Central Excise Refund Package for Jammu&Kashmir and North-East, Proposal to Convert the National Commission for Enterprises in the Unorganised Sector as a Permanent Commission, Fiscal Stimulus- Impact Analysis on Select Sectors, The issue of unusual divergence between WPI and CPI and the need to examine an appropriate measures of inflation in current situation. EAC has brought out an Economic Outlook

2008-09 in July 08, which provided an independent assessment of the growth prospects. A review of the July forecast was carried out in Jan 2009 in the light of sudden and abrupt changes in International Economic Environment since Sept 08 and Review of the Economy 2008-09 was submitted to PM in Jan 2009 along with a brief tentative assessment of growth prospects for 2009-10.

4.7.5. In addition to formal advice through notes, the Chairman of the Council has also informally advised the PM on important economic issues from time to time.

4.7.6. The Chairman of the Council is a member of the Energy Coordination Committee, Trade and Economic Relations Committee, Agriculture Coordination Committee, Committee on Infrastructure, Committee on Manufacturing, Committee on Right to Education and Committee on Climate Change, all chaired by the PM. Currently, Chairman EAC is also Chairman of Small and Medium Enterprise Knowledge Forum, Member of Advisory Group-International Growth Center, London and is also heading Expert Group on Estimation of Poverty Line appointed by Planning Commission.

4.7.7. The EAC has met regularly throughout the year to deliberate on issues of economic policy and to concretize its views on advice to be given to the PM.

## 4.8 NATIONAL KNOWLEDGE COMMISSION

4.8.1 National Knowledge Commission (NKC) was constituted as per Government Notification of 13<sup>th</sup> June 2005 with the following Terms of Reference:

- Build excellence in the educational system to meet the knowledge challenges of the 21<sup>st</sup> century and increase India's

competitive advantage in fields of knowledge.

- Promote creation of knowledge in S&T laboratories.
- Improve the management of institutions engaged in intellectual property rights.
- Promote knowledge applications in agriculture and industry.
- Promote the use of knowledge capabilities in making government an effective, transparent and accountable service provider to the citizen and promote widespread sharing of knowledge to maximize public benefit.

4.8.2 The overarching aim of the National Knowledge Commission is to enable the development of a vibrant knowledge based society. This entails both a radical improvement in existing systems of knowledge, and creating avenues for generating new forms of knowledge. Greater participation and more equitable access to knowledge across all sections of society are of vital importance in achieving these goals. Accordingly, the NKC seeks to develop appropriate institutional frameworks to (a) Strengthen the education system, promote domestic research and innovation, and facilitate knowledge application in sectors like health, agriculture, and industry; (b) Leverage information and communication technologies to enhance governance and improve connectivity; (c) Devise mechanisms for exchange and interaction between knowledge systems in the global arena.

4.8.3 The NKC has submitted over 260 recommendations on 27 different aspects. Different aspects on which the NKC has submitted its recommendations include the following:

- i. Libraries; ii. Translation; iii. Teaching in English Language in School; iv. Integrated

National Knowledge Network; v. Portals; vi. Right to Education; vii. IRAHE; viii. Medical Education; ix. Higher Education; x. Vocational Education; xi. E-Governance; xii. Legal Education; xiii. Open and Distance education; xiv. Open Educational resources; xv. Management Education; xvi. Health Information network; xvii. National Science and Social Science Foundation; xviii. Legal framework on Public Funded Research; xix. Intellectual property Rights; xx. Traditional Health System; xxi. School education; xxii. Attracting Talented Students to Maths and Science; xxiii. Innovations; xxiv. Attracting More Quality PhDs; xxv. Engineering Education; xxvi. Entrepreneurship; xvii. Knowledge Application in Agriculture;

4.8.4 The Commission has been wound up w.e.f. 31<sup>st</sup> March, 2009. A cell has been set up, which will be served by Planning Commission through the Scheme '50th Year Initiative for Planning', to look after the implementation of the recommendations of the NKC.

## 4.9 ENVIRONMENT AND FORESTS DIVISION

4.9.1 The E&F Division is concerned with Plans, Programmes and Policies relating to Environment, Forests & Wildlife and Climate Change.

4.9.2 During the year, in addition to examining policy formulations and programmes in all the sectors, following programmes and institutional set-ups were assessed as preparatory to the performance review of the Ministry of Environment and Forests:-

(1) Scheme on Wetland and Centres of Excellence, (2) State Pollution Control Boards, Central Pollution Control Board, Indian Council for Forestry Research and Education, Botanical Survey of India and

Zoological Survey of India and reports prepared. Two Expert Groups were constituted to review the scheme on Wetlands and major schemes on forestry implemented by the States. As a follow up, recommendations of the review of the schemes and institutions were communicated to the Ministry of Environment & Forests, the concerned Wetland authorities and the Institutions.

4.9.3 Major areas in focus for decision making in the Environment, Forests and Wildlife Sector during 2008-09 were:-

(a) Setting up of Ganga River Basin Authority, (b) Launching of the Green India Programme, (c) National Action Plan on Climate Change, (d) Strengthening of the Scheme "Project Tiger" through raising, arming and deployment of a Special Tiger Protection Force and a Bill to amend the Wildlife (Protection) Act, 1972 to enable raising of the Force, (e) Expanding the scope and incorporating additional components in the on-going CSS - Assistance for the Development of National Parks and Sanctuaries and renaming it as "Integrated Development of Wildlife Habitats", (f) Approval of the National Biodiversity Action Plan, (g) Issue of the Environment Impact Assessment Notification, draft notification on Coastal Zone Management and final notification of the Hazardous Waste (Management, Handling and Trans boundary Movement) Rules, 2008. Two Committees to finalise discussion papers on Weather Insurance and Clean Development Mechanism in Public Enterprises were set up. An Expert Team as per directions of the Supreme Court was constituted to review utilization of funds in Ganga Action Plan States of Uttarakhand, UP, Bihar, Jharkhand and West Bengal.

4.9.4 To enable Annual Plan discussions, State Governments were advised to ensure that the Annual Plan proposals reflect activities and budgets on Pollution Abatement, including compliance to regulations and ecology under the head Environment and to deal with Forestry and Wildlife separately.

4.9.5 In order to strengthen the State Pollution Control Boards which are entrusted with monitoring the implementation of the Air Act, Water Act & Environment (Protection) Act, 1986 recommendations of the interaction with select State Pollution Control Boards were communicated to the Ministry of Environment and Forests, the Chief Secretaries of States and the Chairman, Central Pollution Control Board for their considerations.

4.9.6 The following new schemes submitted to the Division by the Ministry were concurred in :

1. Sewage Treatment Plant at Puri under the National River Conservation Plan (NRCP) and
2. Intensification of Forest Management.

4.9.7 A proposal to divert waters of Goverdhan drain to Keoladeo National Park, Bharatpur through a 16 Km. pipeline from the State of Rajasthan was got approved and Rs. 20 crore released during the year as Additional Central Assistance (ACA) to the State.

4.9.8 Subsequent to the release of the National Action Plan on Climate Change by the Prime Minister on 30<sup>th</sup> June, 2008, 8 National Missions on (i) Solar Energy, (ii) Enhanced Energy Efficiency, (iii) Sustainable Habitat, (iv) Water; (v) Sustenance of the Himalayan Eco System; (vi) Green India; (vii) Sustainable Agriculture and (viii) Sustainable Knowledge for Climate Change

have been constituted under different Ministries in which Planning Commission is a Member. In order to comprehensively assess the policy changes, resources required and role of the Planning Commission and also for contributing meaningfully to the firming up of the Mission Reports, a Task Force was constituted under the Chairmanship of Pr. Adviser (Agriculture), Planning Commission with Advisers (WR, UD, Energy and S&T) as Members and Adviser (E&F) as Member Secretary. Modalities of logistics for the Task Force are under finalization.

4.9.9 The Division convened the Annual Plan (2007-08) and Half Yearly (April – September, 2008 ) Review Meeting on 29-30 December, 2008. The need for increase of scientific content in both Environment and Forests Sector, Strengthening of Research Institutions and reformulation of the Schemes on Wetland and Centres of Excellence were suggested.

#### 4.10. FINANCIAL RESOURCES DIVISION

4.10.1 Assessment of Financial Resources of the States and the Centre is an integral part of the planning process. While formulating the Plan, the availability of resources is thoroughly appraised, institutional structure studied, past trend in resource mobilisation is considered. All attempts are made to study the absorptive capacity while deciding on the Annual Plan and Five year Plan size of both the Centre as well as the States.

Assessment of financial resources for the Central Sector Plan involves working on the level of gross budgetary support and evaluating internal and extra budgetary resources (IEBR) of public sector enterprises. Aggregate resources of States' and UTs' Plan consists of States own resources (which includes borrowings) and Central Assistance. The Financial Resources Division is

responsible for an assessment of financial resources for both the Central plan as well as for the State and Union Territory plans.

During the period under review, the Financial Resource Division has taken up assessment of financial resources for the Annual Plan 2008-09 of the Centre, State and UTs. While formulating the Annual Plan for 2008-09, performance of Annual Plans for 2007-08 have been evaluated.

#### Annual Plan 2008-09: Centre

4.10.2. The annual Plan outlay of the Centre for 2008-09 was finalised at Rs. 3,75,485 crore. The financing pattern of the Central Plan is given in the Table – 4.10.1

#### Annual Plan 2008-09 (All States and UTs)

4.10.3. Aggregate Resources for the Annual Plan 2008-09 of all the States and UTs with legislature works out to Rs.305413.68 crore. The structure of financing of the Plan is given in the Table – 4.10.2:

**Table-4.10.1**  
**Scheme of financing GBS for Annual Plan of the Centre**

Rs. in crore					
Sl.No	Resources	2007-08 BE	2007-08 RE	2007-08 Provisional	2008-09 BE
1	Balance from Current Revenues(BCR)	58819	72327	77941	104781
1a	External Grants	2135	2091	2722	1795
2	Balance from Non-debt Capital receipts	-6802	-10547	-4919	3523
3	Fiscal Deficit	150948	143653	129814	133287
4	Gross Budgetary Support to Plan (1+1a+2+ 3)	205100	207524	205558	243386
5	Assistance to States & UTs Plan	50161	58855	61674	63432
	(% share in Total GBS)	(24.5)	(28.4)	(30.0)	(26.1)
6	Budget Support for Central Plan (4-5)	154939	148669	143884	179954
	(% share in Total GBS)	(75.5)	(71.6)	(70.0)	(73.9)
7	IEBR of CPSEs	165053	143668	NA	195531
8	Central Plan Outlay (6+7)	319992	292337	NA	375485

**Table-4.10.2**  
**Aggregate Plan Resources of States' and UTs**

Sources of funding	(Rs. crore)		
	2007-08		2008-09
	AP	RE/LE	AP
States' Own Resources*	186745.96	195278.62	239281.82
(% Share)	(78.8)	(79.1)	(78.3)
Central Assistance	50227.26	51693.60	66131.86
(% Share)	(21.2)	(20.9)	(21.7)
Aggregate Resources	236973.22	246972.22	305413.68

\* Including IEBR of PSE and Local Bodies

### Annual Plan 2009-10:

4.10.4 The Official Level discussions on Financial Resource estimates for Annual Plan 2009-10 have commenced since 5<sup>th</sup> November, 2008. The Planning Commission has taken up the discussions with States on their Annual Plan 2009-10.

### Reports, Review Notes and Other Activities:

- Finalization of Gross Budgetary Support (GBS) in consultation with the Ministry of Finance for the Annual Plan 2009-10 of the Centre, States and UTs for inclusion in the Union Budget for 2009-10.
- Preparation of notes on financial position of the States, and Plan financing for the meetings between the Planning Commission and the State Governments for the Annual Plan 2009-10.
- Preparation of notes on financial position of the States and Plan financing for use of Ministry of Finance for inclusion in Economic Survey, and Reserve Bank of India.
- Coordination of the activity in the Planning Commission for participation in the pre-budget discussions.

- High Level Committee on Financial Sector Reforms headed by Prof. Raghuram G. Rajan submitted its Report to the Government in September, 2008. The Committee has made wide-ranging recommendations on areas spanning over macro-economic framework, broadening access to finance, creating more efficient and liquid markets, growth-friendly regulatory framework, and creating robust infrastructure for credit.

### Central Sector Scheme

4.10.5. A new Plan Scheme, namely Plan Accounting and Public Finance Management System has been initiated in 2008-09 with the objective of capturing releases of funds under Centrally Sponsored and Central Sector Schemes. The Scheme is being implemented by the Office of the Controller General of Accounts. A central monitoring and accounting system for the 1258 centrally sponsored schemes and central sector schemes has been instituted. All sanctions issued by the Central Ministries under these schemes are now identified with a unique Sanction ID that enables the tracking of releases as per their accounting budget heads across the different implementing agencies.

## 4.11 HEALTH, AYUSH, FAMILY WELFARE & NUTRITION

4.11.1 Health of a nation is an essential component of development, vital to nation's economic growth and internal stability. Assuring a minimal level of health care to the population is a critical constituent of the development process.

4.11.2 Considerable achievements have been made over the last six decades in our efforts to improve health standards; such as in life expectancy, child mortality, infant mortality and maternal mortality. Small pox and guinea worm have been eradicated and there is hope that poliomyelitis will be contained in the near future. Nevertheless, problems abound. Malnutrition affects a large proportion of children. An unacceptably high proportion of the population continues to suffer and die from new diseases, which are emerging apart from continuing and new threats posed by the existing ones. Pregnancy and childbirth related complications also contribute to the suffering and mortality.

4.11.3 The country has to deal with rising costs of health care and growing expectations of the people. The challenge of quality health services in remote rural regions has to be urgently met. Given the magnitude of the problem, we need to transform public health care into an accountable, accessible and affordable system of quality services during the Eleventh Five Year Plan.

4.11.4 The Division has the responsibility of:

- Evolving policy and strategy guidelines pertaining to Health & Family Welfare, AYUSH and Nutrition, with a special reference to the flagship programme, the National Rural Health Mission (NRHM).
- Monitoring changing trends in the health sector viz., epidemiological,

demographic, social and managerial challenges.

- Examining current policies, strategies and programmes in health & family welfare and nutrition, both in the State and in the Central sector and suggest appropriate modifications /mid course corrections.
- Suggesting methods for improving efficiency and quality of services.
- Evolving priorities for basic, clinical and operational research essential for improving health status of population/and achieving rapid population stabilization.
- Looking into inter-sectoral issues and evolving appropriate policies and strategies for convergence of services so that the population benefits optimally from on-going programmes.
- Drawing up short, medium and long term perspectives and goals for each of these sectors.
- The Division represents the Planning Commission in :
  - i. Various committees of Department of Health & Family Welfare, AYUSH and Ministry of Women & Child Development.
  - ii. EFC/SFC pertaining to Department of Health & Family Welfare, AYUSH and Ministry of Women & Child Development.
  - iii. Scientific Advisory Groups of Indian Council of Medical Research, National Institute of Health & Family Welfare, Public Health Foundation of India, etc.
- Expert Panels are set up from time to time to advise the Planning Commission regarding the priorities and targets in the Plans and Programmes related to Health, FW and Nutrition- the resources including manpower and material required, the



training programmes to be initiated, standards of construction and equipment for health facilities and the development of health research etc.

## WORKING GROUP DISCUSSIONS

4.11.5 The Health & Family Welfare Division had detailed (Working Group) discussions with all States/UTs as well as the Central Ministry of Health & Family Welfare for the Annual Plan 2009-10. The performance, problems faced and new initiatives in the Health to enhance outlays to 2-3% of GDP set out in the National Common Minimum Programme (NCMP) were discussed. The States have also been encouraged to enhance outlays in respect of Health Sector for the year 2009-10 for providing health care services to the common man. The Annual Plan outlay of Ministry of Health and Family Welfare for 2009-10 was kept at par with the 2008-09 allocation due to presentation of interim budget on announcement of national elections.

4.11.6 One activity running throughout the year under review, related to continuation of Plan schemes, viz., granting of 'in principle' approval and examining the SFC/ EFC/ CCEA proposals in respect of the schemes of the Department of Health and Family Welfare, Department of AYUSH and Department of Health Research.

4.11.7 The following are the proposals received by the Planning Commission:

### In-principle approval

- Strengthening of the Food and Nutrition Board.
- Setting up of an Integrated Vaccine Complex (IVC) at Chengalpattu near Chennai.

- Development of a Medi-Park for Medical-technology sector of the country in the Eleventh Plan and in plan budget of Ministry of Health & Family Welfare.
- Phase II of Pradhan Mantri Swasthya Suraksha Yojana (PMSSY), which includes two AIIMS institutions and upgradation of six medical college institutions.
- National Programme for prevention of Burn Injury

### SFC proposals

- Development of infrastructure for implementation of 27% reservation for OBCs in National Institute of Ayurveda, Jaipur.
- Development of infrastructure for implementation of 27% reservation for OBCs in Institute of Post Graduate Teaching & Research in Ayurveda, Jamnagar.
- Establishment of 6 AIIMS like Nursing Colleges.
- Infrastructure Development for enhancement of students intake by 54% in National Institute of Mental Health & Neuro Science (NIMHANS), Bangalore.
- Establishment of an under-graduate medical college at North Eastern Indira Gandhi Regional Institute of Health & Medical Sciences (NEIGRIHMS), Shillong.
- Equipping the Regional Cancer Centre of JIPMER, Puducherry.
- Implementation of reservation for OBC candidates in LRS Institute of TB and Respiratory Diseases, New Delhi.
- Comprehensive proposal of National Institute of Health & Family Welfare for providing additional seats in order to

implement reservation of OBCs in Government Institutes.

- Implementation of OBC reservation policy in Raj Kumari Amrit Kaur College of Nursing, New Delhi.
- Proposal from All India Institute of Speech and Hearing, Mysore for strengthening of faculty and staff to implement 27% OBC reservation as per Oversight Committee.
- Proposal for computerisation of CGHS Dispensaries / offices etc.

### EFC proposals

- Continuation of existing scheme of development of nursing services in the XI Plan.
- Redevelopment of Safdarjung hospital
- Establishment of two AIIMS like institutions and upgradation of six existing medical colleges/institutions under Phase II of PMSSY.
- Development of CIP, Ranchi.
- National Mental Health Programme.
- Establishment of six nursing colleges in six AIIMS like institutions.
- National Tobacco Control Programme.
- Upgradation of the facilities in the Departments of Physical Medicine in Medical Colleges in XI Plan.
- National Programme for Prevention & Control of Diabetes, Cardio Vascular Diseases and Strokes.
- Programme for Prevention & Control of Fluorosis.
- Control of Blindness.
- Programme for Health Care for Elderly Persons.

- Cancer Patient Funds under the National Cancer Control Programme.
- Establishment of Sports Injury Centre (Arthroscopy and Joint Disorder) at Safdarjung Hospital.
- Strengthening and upgradation of State Government Medical/ Dental Colleges.
- Implementation of Polio Eradication Strategy during 2009-10 to 2011-12.
- Oral Substitution Therapy for injecting drug users.
- National Urban Health Mission.
- Annual Health Survey.
- Hepatitis B vaccine under UIP.
- AYUSH hospitals & dispensaries.
- RCE Proposal for construction of 90 number of residential quarters at Central Institute of Psychiatry, Ranchi.
- Opening of ANM Schools under Upgradation/ Strengthening of Nursing Services during XI Plan
- Opening of General Nursing and Mid-wifery (GNM) Schools under Upgradation/ Strengthening of Nursing Services
- Establishment of National Cancer Institute under the National Cancer Control Programme
- Setting up of Two National Institute of Paramedical Sciences and Regional Institute of Paramedical Science during XI Plan
- Proposal from PGIMER Chandigarh for PGI extension under OBC reservation.
- Implementation of 27% reservation for OBC students under Central Education Institute Act 2006 in Safdarjung Hospital/ Vardhaman Mahavir Medical College, Delhi.

- Proposal to start capital work in respect of construction of Advanced Trauma Centre (Phase-II), PGI, Chandigarh.

### Cabinet Notes

- Setting up of Metro Blood Banks as Centre of Excellence in Transfusion Medicine.
- Setting up of one Plasma Fractionation Centre.
- Proposal for creation of post of Director and Medical Superintendent for six AIIMS like institutions being set up under PMSSY.
- Need for comprehensive policy on tobacco to discourage its consumption in society.
- Amendment of sections 23 & 24 of the Post Graduate Institute of Medical Education & Research (PGIMER), Chandigarh Act 1966.
- Appointment of retired General Duty Medical Officers (GDMOs) of Central Health Services (CHS) on contract basis for Central Government Health Scheme (CGHS dispensaries).
- Central Government Health Scheme (CGHS) - fixing of terms of subscription rates for accredited Journalists.
- Creation of infrastructure – implementation of Central Educational Institution (Reservation in Admission) Act, 2006 in Lady Hardinge Medical College (LHMC) and associated hospitals.
- Raising the age of superannuation of ICMR Scientists from 60 years to 62 years.
- Enhancement of age of superannuation from 62 years to 65 years for teaching specialists of CGHS doctors.
- Proposal for establishment of North Eastern Institute of Ayurveda & Homeopathy in Shillong.
- Scheme for Conservation Development and Sustainable Management of Medicinal Plants.
- National Mission of Medicinal Plants.
- Continuation of Nutrition Programme for adolescent girls during 2008-09 on a pilot project basis.
- Implementation of Polio Eradication Strategies for the years 2007-08 and 2008-09.
- Creation of a post of Joint Secretary for the newly created Department of Health Research.
- Annual Health Survey
- National Urban Health Mission.
- Extension of the Promotion Scheme namely Department of Health (Group 'A') Gazetted, Non-Gazetted Scientific and Technical posts to Medical and Non-Medical Scientists under the Department of AYUSH.
- National Leprosy Eradication Programme for XI Five Year Plan.
- Setting up Teaching Block, Women and Children Hospital, New Hostel Complex and augmentation of specialists at Jawaharlal Institute of Post Graduate Medical Education and Research (JIPMER), Puducherry.
- Setting up of two AIIMS like institutions and upgradation of five existing Government medical institutions under PMSSY.
- NRHM – operationalisation of Institutional framework of NRHM-decisions of EPC and Mission Steering Group of NRHM.

- Proposal for NIMHANS, Bangalore.
- Recognition of Sowa-Rigpa -Amendment of the Indian Medicine Central Council Act – 1970- (AYUSH).
- Establishment of Central Procurement Agency (CPA).

### Meetings

- A meeting on the implementation of HBNCC and strengthening of ASHA training and support structure was held under the chairpersonship of Dr. Syeda Hameed, Member (Health) on 4<sup>th</sup> April 2008.
- A meeting was held under the chairpersonship of Dr. (Ms.) Syeda Hameed, Member (Health) on 30.5.2008 to review the performance of the year 2007-08 and plan for activities for 2008-09 of Department of AYUSH.
- A meeting on Human Resources for Health was held on 31.5.2008 under the chairpersonship of Dr. (Ms.) Syeda Hameed, Member (Health).
- A meeting was held under the chairpersonship of Dr. (Ms.) Syeda Hameed, Member (Health) on 05.06.2008 to review the performance of the year 2007-08 and plan for activities for 2008-09 of Department of Health & Family Welfare.
- Half Yearly Performance Review meeting (2008-09) of Department of Health & Family Welfare and Department of Health Research held on 14th November, 2008 under the chairpersonship of Dr. (Ms.) Syeda Hameed, Member (Health).
- Half-Yearly Performance Review meeting (2008-09) of Department of AYUSH held on 3<sup>rd</sup> December, 2008 under the chairpersonship of Dr. (Ms.) Syeda Hameed, Member (Health).

- Annual Plan 2009-10 discussions for Department of Health & Family Welfare was held under the chairpersonship of Dr. (Mrs.) Syeda Hameed, Member (Health) on 29.1.2009.

### Presentations

- A presentation on review of National Rural Health Mission was made by Civil Society Organisations on 22<sup>nd</sup> April, 2008.
- A presentation was made to Shri M S Ahluwalia, Deputy Chairman, Planning Commission by Senior Adviser (Health) on National Rural Health Mission: Assessment and Analysis for further action on 24.4.2008.
- A presentation on the problem of under nutrition in India was made by WHO and other organizations on 21<sup>st</sup> May, 2008.
- A presentation on malnutrition was made by Secretary, Ministry of Development of North Eastern Region on 6<sup>th</sup> June, 2008.
- A presentation on National Urban Health Mission was made by Ministry of Health and Family Welfare on 23<sup>rd</sup> June 2008.
- A presentation on awareness of chronic diseases was made by Piramal Group on 1<sup>st</sup> July, 2008.
- A presentation on hunger/under nutrition and food security in India was made by Shri N.C.Saxena, Former Secretary, Govt. of India on 16<sup>th</sup> December, 2008.
- A presentation on the documented health risks of genetically engineered foods was made by Jeffrey M. Smith on 30<sup>th</sup> January 2009.
- A presentation was made by Dr. Anil Kohli, President Dental Council of India on the proposal Survey of Dental Manpower in India on 18<sup>th</sup> March 2009 under the chairpersonship of Dr. Syeda

Hameed, Member (Health), Planning Commission.

### 11<sup>th</sup> Five Year Plan

4.11.8 The 11<sup>th</sup> Five Year Plan will provide an opportunity to restructure policies to achieve a New Vision based on faster, broad based and inclusive growth. One objective of the Eleventh Five Year Plan is to achieve good health for people, especially the poor and the underprivileged. In order to do this, a comprehensive approach is needed which encompasses individual health care, sanitation, clean drinking water, access to food and knowledge of hygiene and feeding practices. The Plan will facilitate convergence and development of public health systems and services, which are responsive to health needs and aspirations of people. Importance will be given to reducing disparities in health across regions and communities by ensuring access to affordable health.

4.11.9. To achieve these objectives, aggregate spending on health by the Centre and the States will be increased significantly to strengthen the capacity of the public health system to do a better job. The Plan will also ensure a large share of allocation for health programmes in critical areas such as HIV/AIDS. The contribution of the private sector in providing primary, secondary and tertiary services will be enhanced through various measures including partnership with the Government. Good governance, transparency and accountability in the delivery of health services will be ensured through involvement of Panchayati Raj Institutions (PRIs), Community and Civil Society Groups. Health as a right for all citizens in the goal that the Plan will strive towards.

### Time Bound Goals for the Eleventh Five-Year Plan (Health Sector)

- Reducing Maternal Mortality Ratio (MMR) to 1 per 1000 live births.
- Reducing Infant Mortality Rate (IMR) to 28 per 1000 live births.
- Reducing Total Fertility Rate to 2.1.
- Providing clean drinking water for all by 2009 and ensuring no slip –backs.
- Reducing malnutrition among children of age group 0-3 to half its present level.
- Reducing anaemia among women and girls by 50%.
- Raising the sex ratio for age group 0-6 to 935 by 2011-12 and 950 by 2016-17.

### National Rural Health Mission

4.11.10 National Rural Health Mission (NRHM) was launched to address infirmities and problems across primary health care and bring about improvement in the health system and the health status of those who live in the rural areas. The Mission aims to provide universal access to equitable, affordable and quality health care, which is accountable, and at the same time responsive to the needs of the people. The mission is expected to achieve the goals set under the National Health Policy and the Millennium Development Goals.

4.11.11 To achieve these goals, NRHM facilities increased access and utilization of quality health services by all, forge a partnership between the Central, State and the local governments, set up a platform for involving the PRIs and the community in the management of primary health programmes and infrastructure and provides an opportunity for promoting equity and social justice. The NRHM establishes a mechanism to provide flexibility to the States and the community to

promote local initiatives and develop a framework for promoting intersectoral convergence for promotive and preventive health care. The Mission has also defined core and supplementary strategies.

4.11.12 Review of the National Rural Health Mission at the end of the Tenth Plan revealed that, in order to improve the public health delivery, the situation needs to change on a fast track mode at the grassroots. The status as on 31.12.2008 is:

- a) 3,42,801 Village Health and Sanitation Committees (VHSCs) have been constituted against the target of 6 lakh by 2008.
- b) Against the target of 6 lakh fully trained Accredited Social Health Activists (ASHAs) by 2008, 5,00,532 ASHAs have been selected. Besides, 1,47,984 link workers have been selected. Under 5 training modules of ASHAs and link workers, 5,63,462 (1<sup>st</sup> module); 2,57,398 (2<sup>nd</sup> module); 1,87,203 (3<sup>rd</sup> module); 1,48,401 (4<sup>th</sup> module); and 3378 (5<sup>th</sup> module) have been covered. Further, 4,11,855 ASHAs have been positioned with drug kits.
- c) Out of the 78,750 sub-centres (SCs) expected to be functional with 2 ANMs by 2008, 25,743 had the same.
- d) As per the target set, 13,500 primary health centres (PHCs) are expected to be functional with 3 staff nurses by 2008. These have been achieved at 5622 PHCs.
- e) Number of districts where annual integrated action plan under NRHM have been prepared for 2008-09 is 453.

### **Pradhan Mantri Swasthya Suraksha Yojana (PMSSY)**

4.11.13 The Pradhan Mantri Swasthya Suraksha Yojana (PMSSY) was launched with the objective of correcting the

imbalances in availability of affordable/reliable tertiary level healthcare services and to augment facilities for quality medical education in the country. PMSSY has two phases. Each phase has two components:

- i) Under Phase I of PMSSY, six AIIMS like institutions will be set up at Bhopal, Bhubaneswar, Jodhpur, Patna, Raipur and Rishikesh. Detailed Project Report (DPRs) has been prepared, bidding process has been completed and work has commenced on all sites. The work is expected to be completed by October 2009 at Jodhpur site while for others, work is expected to be completed by May 2010. Under Phase II, Cabinet has approved setting up of two AIIMS like Institutions in the States of Uttar Pradesh and West Bengal on 5.2.2009.
- ii) Second component of PMSSY relates to upgradation of State Govt. Medical College Institutions to the level of AIIMS. The upgradation broadly envisages strengthening the existing departments through procurement of equipments. It is also proposed to build Super Specialty Block, Nursing College, OPD etc. for the many of the institutions.

Under Phase I: 13 State Govt. Medical College Institutions will be upgraded to AIIMS level. Work is expected to be completed by October, 2009 for Mohan Kumaramanglam Medical College & Hospital, Salem; Thiruvananthapuram Medical College; Kolkata Medical College; Sanjay Gandhi Post Graduate Institute of Medical Sciences, Lucknow, NIMS, Hyderabad; Bangalore Medical College, Jammu Medical College and by March 2010 for Sri Nagar Medical College. Work has already started for Institute of Medical sciences BHU, Varanasi. Phase II of PMSSY approved on 5.2.2009 envisages upgradation of 6 State Govt. Medical College Institutions. The six State

Govt. Medical Colleges to be upgraded under PMSSY – Phase II are: Government Medical College, Amritsar, Punjab; Government Medical College, Tanda, Himachal Pradesh; Government Medical College, Madurai, Tamil Nadu; Government Medical College, Nagpur, Maharashtra; Jawaharlal Nehru Medical College of Aligarh Muslim University, Aligarh Pandit and B.D. Sharma Postgraduate Institute of Medical Sciences, Rohtak.

## AYUSH

4.11.14. During 2008-09, the thrust areas have been quality control and standardization of ASU&H drugs; ensuring sustained availability of raw materials i.e. medicinal plants, metals, minerals and materials etc.; research and development on the efficacy of the systems, participation of AYUSH in the health care delivery system and National Health & Family Welfare Programmes etc., information, education and communication for promotion of AYUSH systems and to create awareness among general public about efficacy and efficiency of various systems of AYUSH with the ultimate aim of enhancing the outreach of AYUSH health care in an accessible, acceptable, affordable and qualitative manner.

### Nutrition Programme of Adolescent Girls

4.11.15. A Nutritional Programme for Adolescent Girls (NPAG) was launched in 51 districts on a pilot basis in 2002-03. Ministry of Women and Child Development is implementing the programme since 2005-06. During 2008-09 also, the programme has been implemented through MoWCD.

### Nutritional Component of Integrated Child Development Services on Nutrition

4.11.16. The Integrated Child Development Scheme, which has been in existence for over

three decades, was intended to address the problem of child and maternal malnutrition, but has clearly had limited impact. Child malnutrition has barely declined at all in a decade, anaemia among women and children has actually risen, and a third of all adult women were undernourished at the end of 1990s and also in 2005-06. It has also had limited coverage. Therefore, the answers are: increasing coverage to ensure rapid universalisation; changing the design; and planning the implementation in sufficient detail that the objectives are not vitiated by the design of implementation. Besides, all its original six services have to be delivered fully for the programme to be effective: supplementary nutrition, immunization, health check-up, health & nutrition education, referral services and pre-school education.

## 4.12 HOUSING AND URBAN DEVELOPMENT DIVISION

4.12.1. The demographic and economic importance of cities has grown in India, and therefore, they need far greater attention than they have so far been given. The historical adage that India lives in village needs to be given up. Cities are contributing to the extent of 55-60% to the country's GDP. Hence, we need to focus on providing adequate infrastructure in the cities to make them livable, affordable and bankable. A key element of the strategy for inclusive growth would be an all out effort to provide urban poor with access to basic facilities such as water supply, sanitation & Drainage, transport, affordable housing, etc.

4.12.2. The salient aspects of urbanisation in India in recent decades are:

- i) The trend of concentration of urban population in large cities and agglomerations is getting stronger;

- ii) Slowing down of urbanisation during 1981-1991 and 1991-2001 as compared to 1971-1981 and 1961-1971; and
- iii) Large variations patterns of urbanisation in various states and cities.

4.12.3 With the expected rapid economic growth in the country the trend of liberalization is likely to intensify in future. The percentage of urban population is expected to rise from 93 to 97.5 in Delhi, 44 to 69 in Tamil Nadu, 42 to 52 in Maharashtra, 34 to 46 in Punjab, 37 to 45 in Gujarat, 34 to 42 in Karnataka, and 29 to 41 in Haryana.. By 2011 the urban population is likely to be 35.8 crore against the total population of 119.2 crore. .

4.12.4. The number of urban agglomerations and towns has increased from 3768 in 1991 to 5161 in 2001. Further, this urbanization is characterized by incomplete devolution of functions to the elected bodies, lack of adequate financial resources, unwillingness to progress towards municipal autonomy, adherence to outdated methods in property taxation, hesitation in levy of user charges, unsatisfactory role of parastatals in the provision of basic services viz., water supply and sanitation etc. In addition, governance requirements under the 74<sup>th</sup> Constitutional Amendment Act in respect of the District Planning Committees and Metropolitan Planning Committees have not been met in a number of States.

4.12.5. Housing and Urban Development (HUD) Division has the responsibility of planning, coordination, formulation, processing, examination, analysis, monitoring etc. of Schemes / Programmes implemented by Ministries of Urban Development (MoUD), Housing & Urban Poverty Alleviation (HUPA), Home Affairs (MHA) and Department of Justice. The broad sector comprises Social Housing, Urban

Development, Urban Transport, Urban Poverty Alleviation, Upgradation of Slums, provision of High Court and City Court Buildings, Residential accommodation for Judges, Computerization of Courts, Police Housing, Crime / Criminal Tracking Network and Systems, Registrar General of India, National Disaster Management etc.

### **Jawaharlal Nehru National Urban Renewal Mission (JNNURM)**

4.12.6. A major initiative taken by the Government is the Jawaharlal Nehru National Urban Renewal Mission, launched in December 2005, which aimed at focused attention to integrated development of urban infrastructure and services with emphasis on provision of basic services to the urban poor including housing, water supply, sanitation, slum improvement, community toilets/baths etc. within a seven year period. The Mission comprises the following:

- i) Two sub-Missions on Urban Infrastructure and Governance (UIG) administered by Ministry of Urban Development (MoUD) and Basic Services to the Urban Poor (BSUP) administered by Ministry of Housing and Urban Poverty Alleviation (MoHUPA) for integrated development in 63 identified cities.
- ii) Urban Infrastructure Development Scheme for Small and Medium Towns (UIDSSMT) under the administrative control of MoUD and Integrated Housing & Slum Development Programme (IHSDP) under administrative control of MoHUPA, for catering to rest of the towns/cities in the country.

4.12.7 CCEA has enhanced the mission allocation by Rs. 6,000 crore for Urban Infrastructure and Governance (UIG) and Rs. 5000 crore for the UIDSSMT component for taking up one or, in required cases, more than



one project per city over and above the state allocation and for facilitate releases for all those UIDSSMT projects approved by the State level Committees upto December 2008 even if such release exceeds the state allocation limit. Rs. 5000 crore has been allocated for the scheme of affordable housing in Mission.

4.12.8 Planning Commission has recommended an enhanced allocation of Rs. 5043 crore (Rs. 2682 crore for BSUP and Rs. 2361 crore for IHSDP).

4.12.9 JNNURM allocation for 2008-09 is Rs. 6890 crore against the allocation of Rs. 5500 crore for 2007-08. Component-wise allocation for 2008-09 is as under:-

(i) UIG	Rs. 3513.89 crore
(ii) BSUP	Rs. 1880.35 crore
(iii) UIDSSMT	Rs. 881.92 crore
(iv) IHSDP	Rs. 613.84 crore

4.12.10 The Mission is reforms driven i.e. the States and Cities are required to undertake certain reforms, mandatory as well as optional, as a pre-condition to accessing funds for the various projects. The reforms aim at improving financial health of the local bodies, sustainability of assets created, improvement of Urban Governance and service delivery, and are to be completed within the Mission period. Supplementary allocation of Rs. 2400 crore for UIDSSMT, Rs. 1300 crore for UIG and Rs. 500 crore for IHSDP was also made for Annual Plan 2008-09.

#### Strategy of JNNURM:

4.12.11. It rests on the postulate that cities are making meaningful contribution in India's economic growth and poverty reduction. This programme seeks to fulfill the Millennium Development Goals (MDGs) and is envisaged to operate in a Mission mode by facilitating

investments in urban infrastructure. The Mission seeks to achieve the objective of integrated development of 63 mission cities, for which each city is required to formulate its City Development Plan (CDP), bringing out long term vision for the city and support its efforts by infrastructure project. An essential requirement of the Mission is implementation of urban reforms, within the mission period. It also aims to leverage and incorporate private sector efficiencies in development, management, implementation and financing of projects, through Public Private Partnership (PPP) arrangements, wherever feasible.

#### Status of implementation of JNNURM:

4.12.12 Officers of HUD Division have been attending meetings of Central Sanctioning and Monitoring Committee of the respective Ministries / review meetings. Under Sub-Mission I, total committed ACA for 461 projects is Rs. 23411.09 crore and ACA released as on 27.03.2009 is Rs. 7428.40 crore, under Sub-Mission II, total committed ACA for 461 projects is Rs.12756.64 crore whereas total ACA released as on 24.03.2009 is Rs. 3749.64 crore, under Integrated Housing & Slum Development Programme (IHSDP) total ACA for 828 projects is Rs. 5603.94 crore and ACA released as on 31.03.2009 is Rs.2581.06 crore and under Urban Infrastructure Development Scheme for Small and Medium Towns (UIDSSMT), total committed ACA for 747 projects is Rs. 12777.81 crore and ACA released as on 31<sup>st</sup> March 2009 is Rs. 5820.70 crore.

#### Expected Outcomes of JNNURM:

- i) Financially sustainable cities for improved governance and service delivery.
- ii) Universal access to basic services in urban areas.

- iii) Transparency and accountability in governance.
- iv) Adoption of modern transparent budgeting, accounting and financial management systems.

#### **POOLED FINANCE DEVELOPMENT FUND (PFDF):**

4.12.13. Government has approved setting up of a Pooled Finance Development Fund to provide credit enhancement to urban local bodies to access market borrowings based on their credit worthiness through State level Pooled Finance mechanism. The broad objectives of PFDF are:-

- i) To facilitate development of bankable urban infrastructure projects through appropriate capacity building measures and financial structuring of projects.
- ii) To facilitate Urban Local Bodies to access the capital market for investment in critical municipal infrastructure by providing credit enhancement grants to State Pooled Finance Entities (SPFEs) for accessing capital markets through Pooled Financing Bonds on behalf of one or more identified ULBs for investment in urban infrastructure projects.
- iii) Reduce the cost of borrowing for local bodies with appropriate credit enhancement measures and through restructuring of existing costly debts.
- iv) Facilitate development of Municipal Bonds Market.

An allocation of Rs.20 crore has been made for 2008-09.

#### **E-Governance in Municipalities:**

4.12.14. National Mission Mode Project on E-Governance in Municipalities is proposed to

be implemented in 423 Class I cities to provide single window services to citizens so as to enhance the efficiency and productivity of ULBs. A total of 35 cities with million plus population are proposed to be covered as part of the JNNURM and a new CSS for other cities would wait for the present till the implementation is watched in 35 cities as a part of JNNURM.

#### **Development of satellite towns /counter-magnet cities:**

4.12.15. Metro and mega cities, which have become centers of trade and commerce, have to cope with the problem of unabated immigration from small and medium towns and vast rural hinter-land. These have to be planned beyond the municipal limits and due importance needs to be given to integrated transport and communication planning. Ministry of Urban Development has proposed a new scheme for Development of Satellite Towns/Counter magnet cities in the Eleventh Plan. The scheme is in the pipeline.

#### **Commonwealth Games:**

4.12.16. Delhi Development Authority (DDA) has been assigned the task of development of Games Village, Competition Venues for Sports Events viz., Table Tennis, Badminton, Squash and Billiards & Snookers etc. for the forthcoming Commonwealth Games, 2010. To develop requisite facilities at sports complexes in Delhi, a provision of Rs. 125 crore has been made for the Ministry of Urban Development for 2008-09 and Rs.325 crore for the entire Eleventh Plan. The cost is likely to go undue to revised scope of work.

#### **Urban Poverty Alleviation**

4.12.17. Percentage of population below poverty line in urban areas in India has declined from 32.3 % in 1993-94 to 25.7% in 2004-05 (based on the Uniform Recall

Period). The NSSO 61<sup>st</sup> Round shows that while urban poverty has registered a decline in percentage terms, it has increased in absolute terms by 4.4 million persons during this period.

### Swarna Jayanti Shahri Rozgar Yojana (SJSRY):

4.12.18. This Centrally Sponsored Scheme, launched in 1997, was meant to provide gainful employment to the urban unemployed/under-unemployed (below the urban poverty line) through:

- i) Encouraging setting up of self employment ventures; and
- ii) Provision of wage employment.

4.12.19 The only scheme of Government of India dedicated to urban poor addressing the issues of community mobilization, employment, skill development and capacity building for the urban poor including Self-Help Groups as an integrated package - implemented by the Ministry of Housing & Urban Poverty Alleviation is Swarna Jayanti Sahahri Rozgar Yojana (SJSRY). Based on Planning Commission's suggestion, the Ministry has undertaken an evaluation of the scheme. Based on this evaluation, the Ministry has come up with modifications in the scheme to be taken on a mission mode. The scheme is being comprehensively restructured during the Eleventh Plan . *The revised guidelines are proposed to be structured around micro-business centres supporting self-employment venture and would also seek develop close linkages with the market. An amount of Rs. 515 crore has been allocated for the Annual Plan 2008-09.*

### Housing

4.12.20. Housing, besides being a very basic requirement for the urban settlers, also holds the key to accelerate the pace of development.

Investments in housing, like any other industry, have a multiplier effect on income and employment. It is estimated that overall employment generation in the economy due to additional investment in the housing/construction sector is 8 times of the direct employment. Construction sector employment is growing at the rate of 7% per annum. Housing provides opportunities for home-based economic activities. Housing also has a direct impact on the steel, cement, marble/ceramic tiles, electrical wiring, PVC pipes and various types of fittings industry, which make a contribution to the national economy.

4.12.21. The estimated housing shortage for EWS and LIG categories at the start of the XI Plan was 24.71 million. To this has to be added the estimated increase in housing requirement of 1.82 million during the years 2007-2012 making the total 26.53 million at the end the XI Plan period. Since it is not conceivable that the entire backlog would be eliminated earlier than 2020 or so we should add the shortages that would be added during the next two Plan periods also, which will make the total housing shortfall as 30 million houses. Out of this we can reasonably expect the State Governments, Developers, and beneficiaries to take care of 50 per cent, leaving a gap of 15 million houses for the poor to be filled in by Government of India initiative. A proportion of this can also be constructed under Interest Subsidy Scheme for Housing the Urban Poor (ISSHUP), which is an interest subsidy scheme about to be launched by the GOI. Planning Commission has approved the ISSHUP as an additional instrument for addressing the housing needs of the EWS/LIG segments in urban areas. An outlay of Rs. 95 crore was provided for Annual Plan 2008-09 which was further revised to Rs. 30 crore at the time of RE stage. Rs. 30 crore has been provided for the scheme in Annual Plan 2009-10.

4.12.22 The JNNURM also envisages improvement of water and sanitation services in slums without the housing component. If we are to aim at a slum free country, as we should, the total investment need is Rs. 208333 crore on the basis of 2008 prices.

4.12.23 Rs.5000 crore has also been approved by the Cabinet for Affordable Housing with the following observations:

- i) the mix of the houses will include 25 % for EWS that the allocation of Rs. 5000 crore will be linked to construction of 10 lakh houses and that the guidelines will suitably ensure that the target of house construction is fully met;
- ii) the Central Government share be released only on re-imbursement basis after construction of stipulated EWS houses; and
- iii) guidelines be finalised for this purposes by the M/o HUPA in consultation with the Department of Expenditure and the Planning Commission

### Slums and Slum Rehabilitation

4.12.24. On the basis of 2001 census data, RGI has recently estimated slum population in the country. The coverage was restricted to cities/towns having population of 50,000 or above in 1991 census. 640 cities/town across 22 states/UTs reported slum in them and totalled 42.6 million. Later on, based on recommendations of Parliamentary Standing Committee for estimating slum population in other cities/towns, it was decided to cover those cities/towns with population of 20,000-50,000 as per 2001 census. Consequently, additional 1103 cities/towns were covered whose estimated total slum population was 9.8 million. Thus estimated total slum

population based on these methods in the country is 52.4 million as per Census 2001.

### Urban Transport

4.12.25. The National Urban Transport Policy (NUTP) has been approved by the GOI One element of the NUTP that has assumed great urgency on account of both response to climate change and the need to maximize efficiency in the use of energy in the context of the unprecedented rise in energy price is the promotion of efficient and modern ITS enabled public transport systems including MRTS along with pedestrianisation and non motorized transport. Establishing an efficient and modern ITS enabled public transport system along with prioritization of pedestrianisation, non motorized transport and inter-modal integration is the best way to engineer a shift from the use of personalized vehicles which are growing rapidly and causing acute traffic congestion in the cities.

4.12.26 The Second stimulus package announced by the Government on 2.1.2009 stated that States, as one time measure up to 30.6.2009, would be provided assistance under JNNURM for the purchase of buses for their urban transport systems. Accordingly, Central Sanctioning and Monitoring Committee of Ministry of Urban Development has sanctioned 14,375 buses for 54 Mission cities. Total cost of these 14,375 buses is Rs. 4546.57 crore, ACA admissible Rs. 1978.87 crore and the amount of first installment released is Rs. 980.63 crore.

4.12.27 As per 2001 Census, there are 35 cities with million plus population. Except for Mumbai, Kolkata and Delhi, none of the mega cities has a Mass Rapid Transit System (MRTS). The Delhi Metro Project is progressing as per schedule and Phase-I is fully operational. Phase-II of Delhi Metro is under implementation.

**MRTS:**

4.12.28. Development of metros was first taken up in Kolkata, but subsequently a network has been built in Delhi and it is being broadened to cover not only a large part of the city but NOIDA and Gurgaon as well. Subsequently GOI has given clearance for metros at Bangalore and Chennai and for the second phase of Kolkata metro. Hyderabad and Mumbai are developing metro systems on PPP basis. Requests for Government of India assistance have been received recently from Kochi and Chandigarh.

**Other activities:**

4.12.29. The HUD Division intensively examined various new proposals, Cabinet Notes, EGOM Notes, CCEA Notes, EFC proposals pertaining to revision of guidelines of SJSRY, National Policy for Urban Street Vendors, proposals of Delhi Police, National Centre for Good Governance, Centre for Excellence, National Disaster Management Authority, Upgradation & Expansion of Communication Infrastructure, Anti-Trafficking Units, Police Housing, Police Modernization, e-Governance in Municipalities, Commonwealth Games etc. The division provided the replies to the Parliament Questions and also the material for preparation of replies. Material/information for President's address, economic survey, Cabinet Secretariat, PMO were also made available.

4.12.30. The division finalized the outlays for annual plan 2009-10, in respect of the Ministries of UD, HUPA, MHA and Department of Justice. State Plans for 2009-10 were also finalized for majority of the States.

4.12.31. The Division reviewed the half-yearly progress of Annual Plan 2008-09 in respect of M/o UD and HUPA.

4.12.32. The Division finalized the Chapter on Urban Infrastructure, Housing, Basic Services and Poverty Alleviation of Eleventh Plan Document and Annual Plans 2007-08 and 2008-09 Documents.

**Ministry of Home Affairs and Department of Justice**

4.12.33. During the year 2008-09 the Division examined the progress under various schemes pertaining to Department of Justice viz., Centrally Sponsored Scheme for Development of Infrastructural facilities for the judiciary which include Construction of High Court Buildings, Computerization of City Courts

4.12.34. The Division also examined major schemes of Ministry of Home Affairs and emphasized that the focus of Plan scheme of MHA should shift (a) from police housing to upgradation / modernization of crime & criminal tracking systems (b) from numbers to quality of personnel through capacity building, technology infusion and (c) from too many dispersed scheme to a few high-impact integrated schemes. *The Division also examined the Traffic & Communication, Fire & Emergency Services, BPRD etc Schemes.* The Division examined various proposals from Ministry of Home Affairs on matters pertaining to Committee of Secretaries, Cabinet Notes and communicated the views of Planning Commission.

**4.13 INDUSTRY DIVISION**

4.13.1. Industry Division is nodal division for following Ministries/Departments:

- Department of Industrial Policy & Promotion
- Ministry of Textiles
- Department of Fertilisers

- Department of Chemicals & Petrochemicals
- Department of Pharmaceuticals
- Ministry of Heavy Industries & Public Enterprise
- Ministry of Corporate Affairs
- Department of Consumer Affairs
- Ministry of Steel

In addition the division deals with Industry component of Plan Schemes in respect of the following Departments:

- Department of Biotechnology
- Department of Atomic Energy
- Department of Scientific & Industrial Research
- Ministry of Shipping
- Ministry of Petroleum & Natural Gas

4.13.2 The Annual Plan discussions culminating in finalisation of schematic outlays were held with the above Ministry/Departments. In-depth discussions and Member level discussion were arranged for Annual Plan 2008-09 in respect of the Ministries/Departments covered by Industry Division.

- i. Half Yearly Performance Review (HPR) meetings in respect of various Ministries/Departments (pertaining to Industry Division) were held to evaluate the progress of different schemes and utilization of resources.
- ii. The Industry Division participated in various decision making / approval for investment projects.
- iii. Specific initiatives were taken for enabling D/o Consumer Affairs devising action points for formulation of various schemes to enhance

Consumer Awareness through publicity campaign. Integrated Development of Consumer forum, National System of Standards, Strengthening of Weights & Measures infrastructure, etc. Specific support was provided through significant hike in Annual Plan Outlay.

- iv. Investment proposals for EFC/PIB were scrutinised from techno-economic angle and comments given for incorporation in the appraisal note.
- v. Industry Division was involved in the formulation of Policies of sectors like Pharmaceutical, Petrochemical, Steel and North East Industrial and Investment Policy (NEIIP). Proposal concerning to constitution of competition commission and amendment of new company law was also examined.
- vi. Revival and Restructuring proposal of Public Sector Undertakings under the aegis of various Department/Ministries under purview of Industry Sector, as recommended by BRPSE were scrutinized /examined and comments given for consideration of COS /CCEA.
- vii. Notes for Cabinet/CCEA/COS were examined.
- viii. Participated in various meetings pertaining to various States like Annual Plan, HPR and State Development Reports.
- ix. Flagship Programmes under the purview of Industry Sector with Outlay during 2008-09.
  - NATRIP - Testing facility in automobile : Rs. 125 crore.
  - Restructuring of PSEs Rs. 76.00 crore.

- Upgradation of Industrial Cluster Scheme Rs. 180.00 crore
- Indian Leather Development Programme Rs. 100.00 crore
- Scheme for Integrated Textile Parks Rs. 425.00 crore
- Cotton Technology Mission : Rs. 50 crore
- Jute Technology Mission : Rs. 72.00 crore
- Technology Upgradation Fund Scheme (Textiles): Rs. 1090.00 crore
- Consumer Protection and Awareness : Rs. 106 crore
- Atomic Energy Industry : Rs. 730.00 crore
- Setting up of new NIPER like Institutes : Rs. 35.00 crore
- Assam Gas Cracker project : Rs. 100.00 crore

#### 4.14 INTERNATIONAL ECONOMICS DIVISION

4.14.1 The International Economics Division is responsible for the study of issues relating to India's foreign trade and balance of payments, issues concerning foreign investments and, issues relating to international cooperation in the context of the planning process. The Division coordinates with various Ministries and Organizations on issues related to bilateral and multilateral economic cooperation. The Division also handles work relating to bilateral and multilateral technical cooperation involving Organizations such as World Bank, International Monetary Fund, Asian Development Bank, United Nations Conference on Trade and Development and World Trade Organization as well as regional

arrangements such as Economics and Social Commission for Asia and the Pacific and South Asian Association for Regional Cooperation. In this context, the Division is also engaged in analyzing the trends and issues in the international economy. The Division also handles among others, Plan allocation for Mega Projects under the Plan Schemes of Ministry of External Affairs.

4.14.2 In addition to the above-cited activities, the work relating to various Plan scheme of the Department of Commerce is also being handled by I.E. Division. The work pertaining to the Department of Commerce involves various of Plan schemes such as Assistance to State for Infrastructure. Development of Exports (ASIDE), APEDA, MPEDA, E.C.G.C., MAI, N.E.I.A. Tea Board, Rubber Board, Coffee Board, Spices Board and other schemes. The Division also deals with the Annual Plan proposals of DOC, Half Yearly Performance Review of various Plan Schemes and their finalization of the outlays on the basis of the performance/outcomes of each scheme.

4.14.3 During the year, this Division organized number of High Powered Delegation who called on Hon'ble Deputy Chairman, Planning Commission, Ministry of State for Planning and Member –Secretary, Planning Commission.

4.14.4 The Division finalized Annual Plan outlays for MEA & DoC for 2007-08 proposals in consultation with the Ministry of External Affairs and the Department of Commerce.

4.14.5 Papers related to meetings of high level meetings such as EGoM, Cabinet meetings and Committee of Secretaries meetings have been handled by the International Economic Division:

- GoM meetings to consider issues related to World Trade Organizations.
- Notes for information on current status of negotiations on WTO programme such as Doha Work Programme.
- Note on Crop Insurance Scheme for tea, rubber, tobacco and spices.
- Note on various issues relating to the Special Economic Zones.
- Proposal for consideration of the Group of Ministers (GoM) for laying down Guidelines for Calculations of Direct and Indirect Foreign Equity in Sectors attracting cap on Foreign Direct Investment.
- Agenda Notes relating to meetings of Trade Economic Relations Committee were examined and submitted.

4.14.6 Various Cabinet Notes were processed and submitted:

- Draft Cabinet Note highlighting main provisions of the revised Agreement between Government of the Republic of India and the Council of Ministers of the Republic of Albania for the Avoidance of Double Taxation (DTAA) and the Prevention of Fiscal Evasion with respect to taxes on income and on capital.
- Proposal from Ministry of Overseas Indian Affairs regarding the establishment of India Development Foundation of Overseas Indians (IDF).
- Note for the Cabinet Committee on WTO matters relating to formation of India's strategy on the context of negotiations in WTO under the Doha Work Programme.
- Draft Note for the Cabinet Committee on Economic Affairs (CCEA) on the proposal of Guidelines on Treatment of Investments by Foreign Institutional Investors in Sectors with composite caps.
- Draft note for CCEA regarding supply of iron ore to Japanese and Korean Steel Mills by MMTC Ltd. under long term agreement.
- CCEA note on guidelines for calculation of direct and indirect foreign equity in sectors attracting cap on Foreign Direct Investment.
- Draft Note for the CCEA on Modified Personnel Accident Insurance Scheme for Members of Price Stabilization Fund (PSF) Scheme and the plantation workers – enhancement of premium.
- Draft Note for CCEA regarding Review of Policy on foreign Technology Collaboration.
- Draft Note for Cabinet on National Policy on offsets (Industrial Cooperation).
- Draft CCEA Note on Liberalization and Rationalization of Policy on Foreign Direct Investment.
- Draft Cabinet Note for concurrence on Agreement and Protocol between the Government of Republic of India and the Government of the Islamic Republic of Iran for the Avoidance of Double Taxation (DTA) and Prevention of Fiscal Evasion with respect to taxes on Income.
- Draft Note for the Cabinet Committee on Economic Affairs regarding Coffee Debt Relief Package, 2008.
- Draft Cabinet Note on Amendment to National Export Insurance Account (NEIA) to expand its scope and utilization of its corpus to provide support to export sector.
- Note for CCEA WTO on the Status on Negotiation under the Doha Work Programme on the WTO and formulation of India's Strategy on Agriculture and non-Agriculture Market Access for a probable mini-Ministerial meeting to



finalize modalities in agriculture and NAMA.

- Note for CCEA for seeking a revised mandate for finalization of issues relating to Market Access Modalities and Rule making during the third round of negotiations under the Global System of Trade Preferences (GSTP) among developing countries.
- Note for concurrence to Agreement and the Protocol between the Government of the Republic of India and the Government of Republic of Lithuania for the avoidance of Double Taxation and Prevention of Fiscal Evasion with respect to Taxes on Income and on Capital.
- Draft CCEA Note Scheme of Infrastructure Development and Transport Assistance of APEDA to be implemented in XI Five Year Plan.
- Draft Cabinet Note on Government of India Assistance Package for Tenth Five Year Plan (2008-2013) of Bhutan.

**4.14.7 Committee of Secretaries (CoS):** Comments on papers and relevant issues to be discussed in meetings of Committee of Secretaries have been furnished on the following:

- Channel of communications between Government of India and State Governments on the one hand and foreign Governments or their Missions in India, Heads of Indian Diplomatic Missions and Posts abroad and international organizations on the other.
- COS note on “Imposition of non tariff measures to protect domestic interest”.

Following meetings were attended by officials of I. E. Division:

- Meetings of the sub-Committee of Market Access Initiative Scheme of the Department of Commerce.
- Meetings of the Empowered Committee of Market Access Initiative Scheme chaired by the Secretary, Department of Commerce.
- Annual Review meeting to review performance for 2007-08 for the Ministry of External Affairs and the Department of Commerce.
- SFC meeting on the proposal to promote domestic consumption of natural vanilla .
- The meeting of the IBSA Working Group to finalize the focal Ministerial declaration to be adopted on the occasion of the IBSA Trilateral Commission meeting.
- SFC meeting regarding establishment of Information Technology Services Centre (ITSC) and Construction of Hostel under the 11<sup>th</sup> Five Year Plan at Footwear Design and Development Institute (FDDI), Noida.
- IBSA Working Group meeting to prepare the report for the focal point meeting.
- Meeting of the Working Group on Social issues as a follow up to the Seminar hosted by ICSSR and attended by representative from south Africa and Brazil.
- Meeting for finalization for the revised estimates for the AP 2008-09 of the Ministry of External Affairs and the Department of Commerce.
- Review meeting to review the Half Yearly Performance (2008-09) of Ministry of External Affairs and Department of Commerce.
- Annual Review Meetings for the Projects being implemented by Ministry External Affairs in Bhutan, namely:

- Tala Hydroelectric Project and
- Punatsanchhu Hydro-Electric Project.
- CNE Meetings for consideration of proposals from Ministry of External Affairs and Ministry of Indian Overseas Affairs.
- Inter-Ministerial meetings under the Chairmanship of Secretary, MEA for IBSA Working Groups.
- Meetings for finalizing Revised Estimates of DoC and MEA under the Chairmanship of Secretary, Expenditure, Ministry of Finance.

4.14.8 Following Proposals received from Department of Commerce and MEA seeking In-Principle Approval were examined by IE Division for consideration :

- SFC Note to promote domestic consumption of natural Vanilla – Meeting reg
- 11<sup>th</sup> Plan scheme of Development Support for Coffee
- 11<sup>th</sup> Five Year Plan scheme of India Institute of Packaging (IIP).
- SFC proposal for setting up of a centre of Indian Institute of Foreign Trade (IIFT) at Kerala.
- Proposal for setting up Land Ports Authority of India (LPAI).
- Proposal for establishment of Information Technology Services Centre (ITSC) and Construction of Hostel.
- EFC proposal of MPEDA on Sea Freight Assistance on Raw Material Import for Exports of Value Added Products.
- MPEDA proposal for Aquaculture Nutrition and Health Management.
- EFC Proposal on TEA Plantation Workers' Social Welfare Development Scheme of Tea Board.
- Proposal for Financial Assistance for creation of basic Facilities for chilled fish Tuna handling and packing Export.
- Proposal for extending financial assistance for revival of abundance farms in Andhra Pradesh.
- Proposal for the formation of Cashew Board by merging the activity of Cashew export Promotion Council of Ministry of Commerce and Industry and Directorate of Cashew and Coco Development of the Ministry of Agriculture.
- Revised scheme for Financial Assistance for Setting up of Modernized Plants / Renovation of the Existing Ice Plants for the supply of quality ice for fish preservation.
- Proposal for setting up of Marine Ornamental Fish Breeding and Multiplication Centre.
- Proposal for Special Centenary Grant of Rs.20 crore to the Tea Research Association.
- New Plan Scheme of MPEDA on the Development of Brand Equity for Marine Products.
- Proposal for extending enhanced subsidy for setting up of hatchery in the mission mode States of Gujarat, Maharashtra and Orissa.
- MPEDA proposal for extending assistance for creating basic facilities for fish curing/dry /packing /storage for storage.
- Proposal for the scheme of Social Welfare in respect of plantation workers.
- Proposal on Replantation and Rejuvenation of Pepper.

4.14.9 Follow up action taken on Memorandum of Understanding prepared by I E Division in consultation with Ministry of External Affairs and signed, such as the IBSA MoU on Social Development and the MoU on Cooperation between the Planning Commission of India and the National Development Reforms Commission of China:

Other papers examined/processed by this Division are:

- Paper relating to the regarding Organisation for Economic Cooperation and Development (OECD) dialogue in the cooperation of investment between India and other member countries through dissemination of information related to economic, social and environmental statistics.
- Strengthening of Roads, bridges, infrastructure structure in the terrain region of Nepal.
- Visit of the Maldivian Minister of Planning and National Development for a study tour of India.
- International Symposium on Food Safety, Quality Assurance and Global Trade – Concern and Strategies held by G B Pant University of Agriculture and Technology, Pant Nagar.
- Seminar on Indo Arab –Iran Relations to promote cooperation in socio, political, economy and culture in the region.
- Global Recession – measures to deal with the situations.
- Technical Committee to deal with SPS/TBT/NTB.
- New Department for International Development(DFID) policy on evaluation.
- Parlimanetary conference on global economic crisis in Geneva.

- Import duty increased on polymers from Indonesia.

4.14.10 Briefs for Cabinet Notes concerning Department of Commerce, Ministry of External Affairs, ministry of Indian Overseas Affairs, Ministry of Finance and Ministry of Home Affairs. The Subjects range from Comprehensive Economic Cooperation Agreement (CECA), Agreements on Avoidance of Double Taxation and the Prevention of Fiscal Evasion with respect to Taxes on Income, Agreement on exemption from visa requirement, Extradition Treaty, Proposal to amend the Indian Council of World Affairs Act, 2001, Bilateral Investment Promotion and Protection Agreement, WTO negotiations under the Doha Work Programme, etc.

#### 4.15 LABOUR EMPLOYMENT & MANPOWER DIVISION

4.15.1 The matters pertaining to employment policies and strategies, labour welfare and labour programmes and issue of social security and manpower planning are dealt in the LEM Division.

##### Employment and Unemployment

4.15.2 Labour, Employment & Manpower Division estimates the number of persons in the labour force, work force, employment and unemployment. The estimates of employment are based on NSS data combined with Census data. The NSS gives labour force participation rates (LFPR) and work force participation rates (WFPR) for rural- male, rural- female, urban- male and urban- female separately. Estimates of the total labour force and total work force each year are obtained by applying LFPR and WFPR to the total population of each category obtained from the interpolation for inter-census years. LEM Division also projects employment opportunities likely to be generated in the five

year plans. The projections on employment are mainly made on the basis of sector-specific growth in the economy and employment intensity.

4.15.3 As per the most recent quinquennial round (61<sup>st</sup> round) of NSSO, labour force and work force on Current Daily Status (CDS) basis have been estimated at 419.65 million and 384.91 million respectively. Similarly, the number of unemployed persons and unemployment rate during 2004-05 has been estimated at 34.74 million and 8.28%.

### Skill Development and Vocational Training

4.15.4 Planning Commission to operationalise the announcements made by the Hon'ble Prime Minister in his Independence Day speech, 2007 viz to lay down the road map for enhancing the skill training capacity and a four fold increase in the seating capacity of training to 10 million per annum in the formal stream from present level of 2.5 million as also to put in place a mechanism for expansion of polytechnics, ITI, vocational schools and skill development centers, obtained the approval of the Cabinet for **“Coordinated Action on Skill Development”** in May, 2008. As envisaged in the approved Coordinated Action a three tier structure for skill development has been put in place viz PM's Council on Skill Development for policy direction, Chaired by the PM to be supported by National Skill Development Coordination Board (NSDCB) Chaired by Deputy Chairman, Planning Commission for coordination and harmonization of the Governments' initiatives for skill development spread across the seventeen Central Ministries and State Governments and National Skill Development Corporation under Ministry of Finance for facilitating private initiatives in the skill development. Coordinated action envisages creation of skilled manpower in inclusive manner so as to deal with divides of gender,

rural / urban, organized / unorganized, employment and traditional / contemporary work place. The PM council has laid down governing principles for skill development. The state governments are being encouraged to form similar structure for skill development.

4.15.5 The main functions of the NSDCB includes enumeration of strategies to implement the decisions of the PM's National Council on Skill Development, initiating solutions and strategies for skill development in inclusive manner, creating National Skill Inventory and National Database for Skill Deficiency Mapping, Monitoring, evaluating and analyzing the outcomes of the various schemes and programmes and apprising the Apex Council etc. The Board has constituted five Sub-Committees to look into various aspects of the skill development viz.

- (1) Sub-Committee on Re-orientation of the Curriculum for Skill development on continuous basis
- (2) Sub-Committee on Remodeling of apprenticeship training as another mode for on the job training
- (3) Sub-Committee on evolving the vision on the status of Vocational Education and Vocational Training the Education System
- (4) Sub-Committee on Establishing Institutional Mechanism for providing access to information of skill inventory and skill maps on real time basis
- (5) Sub-Committee on Improvement in accreditation and certification system

The recommendations of these sub-committees would facilitate formulation of strategies for skill development resulting in inclusive growth.

4.15.6 Besides initiating the work on coordinated action on skill development, Planning Commission has accorded approval to various schemes of Ministry of Labour and Employment viz. skill development initiative scheme for providing training to youths with lesser educational qualification to improve their employability, Upgradation of 500 ITIs into Center of Excellence through domestic (100) and World Bank (400) assistance and of 1396 Government ITIs in specific trades and skills under public-private partnership by granting an interest free loan of Rs. 2.5 crore.

### Labour Welfare

4.15.7 Planning Commission appraised and furnished comments on new proposals formulated by Ministry of Labour & Employment viz. labour legislations such as The Apprentices Act, 1961 to provide for reservation for other Backward Classes, the Maternity Benefit Act, 1961 to enhance the medical bonus from Rs.250/- to Rs.1000/- and also empowering the Central Government to increase it from time to time before every three years, subject to maximum of Rs.20,000/-. The Workmen's Compensation Act, 1923 for replacing the term 'workman' by 'employee' to make the Act gender neutral and to incorporate provisions to remove restrictive clauses in Schedule I of the Act to make the Act more workers friendly, The Payment of Gratuity Act, 1972 to cover teachers in educational institutes, The Payment of Bonus Act, 1965 in October 2007 for enhancing the eligibility limit from Rs. 3500/- to Rs. 10,000/- per month and the calculation ceiling from Rs. 2000/- to Rs. 3500/-, the Payment of Wages Act, 1936 to enhance the ceiling applicable from Rs. 1600 to Rs. 6500 per month and to Rs. 10,000 and to prescribes more stringent grievance redressal machinery for enforcing this Act and to encourage employment of persons with disabilities, provision of reimbursement to the employers' contribution to the employees

provident fund and Employees State Insurance Corporation for the first three years in respect of physically challenged employees working in the organized sector and drawing monthly wage upto Rs.25,000 by amending both the acts suitably. For facilitating social security to the unorganized sector, Planning Commission supported the Unorganized Workers' Social Security Bill, 2008 and Rashtriya Swasthya Bima Yojana (RSBY) for below poverty line families.

4.15.8 In the organised sector the wage ceiling limit for benefits under Employees State Insurance Corporation (ESIC), scheme has increased from Rs. 6,500 to Rs. 10,000 to net in more workers into ESI Scheme and the geographical and sectoral coverage has also been extended. The Employees' Provident Fund Organization (EPFO) Scheme has been revised to cover international workers to enable the Government to enter into Social Security agreements with various countries with a view to seek exemption from Social Security contribution for Indian workers posted abroad by Indian companies to make them more competitive internationally.

### Institute of Applied Manpower Research

4.15.9 The IAMR which is an autonomous institution carrying out training and research activities is under the administrative control of the LEM Division. The Institute is supported by Grant-in-aid by Planning Commission. The Institute has developed a range of academic activities in the field of human resource planning and development, including research, consultancy, information system, training and workshops, seminars and conferences. The Institute also brought Manpower Profile India Year Book 2008, which is a compilation of information on technical manpower with the support of the All India Council for Technical Education (AICTE), Ministry of Human Resources Development.

## 4.16 MLP DIVISION

4.16.1 MLP Division is concerned with Special Area Programme, Decentralized Planning and Programmes of the Ministry of Panchayati Raj.

### Hill Area Development Programme (HADP)/ Western Ghats Development Programme (WGDP):

4.16.2 The Hill Areas Development Programme (HADP) is being implemented in designated hill areas of Assam, Tamil Nadu and West Bengal. The Western Ghats Development Programme (WGDP) is being implemented in 171 talukas of Western Ghats area comprising part of Maharashtra (63 talukas), Karnataka (40 talukas), Tamil Nadu (33 talukas), Kerala (32 talukas) and Goa (3 talukas). Special Central Assistance under the programme is provided as 90% grant and 10% loan. The funds available under HADP are divided amongst the designated hill areas covered under the programme and the talukas covered under the Western Ghats Development Programme (WGDP) in the proportion of 60:40. The main objective of the programme are eco-preservation and eco-restoration with emphasis on preservation of bio-diversity and rejuvenation of the hill ecology.

### Backward Regions Grant Fund (BRGF):

4.16.3 The Backward Regions Grant Fund (BRGF) has replaced the Rashtriya Sam Vikas Yojana (RSVY) in order to provide a more participative approach through the involvement of Panchayati Raj Institutions. The spatial coverage was also expanded and it now covers 250 districts (RSVY covered 147 districts). The scheme aims to help converge and add value to other programmes like Bharat Nirman and National Rural Employment Guarantee Programme which are explicitly designed to meet rural

infrastructural needs, but which need supplementation to address critical gaps.

4.16.4 The scheme has two components, namely, (a) The Districts Component covering 250 districts which will be anchored on a well conceived, participatory district plan with schemes selected through peoples' participation for which Panchayati Raj Institutions (PRIs) from the village upto the district level will be the authorities for planning and implementation. and (b) Special Plans for Bihar and the Kalahandi – Bolangir – Koraput (KBK) districts of Orissa. The Special Plan for Bihar had been formulated, in consultation with the State Government of Bihar, to bring about improvement in sectors such as power, road connectivity, irrigation, forestry and watershed development. The Special Plan for the KBK districts focuses on tackling the main problems of drought proofing, livelihood support, connectivity, health, education, etc. as per local priorities.

4.16.5 District Component of BRGF is being administered by the Ministry of Panchayati Raj and Special Plans for Bihar and KBK districts of Orissa are being administered by the Planning Commission.

### Panchayati Raj:

4.16.6 The 73<sup>rd</sup> and 74<sup>th</sup> Constitutions Amendment Acts provided constitutional status to the Panchayati Raj Institutions and clearly articulated their role in governance of the country. The State Governments were expected to empower Panchayati Raj Institutions by developing adequate functions, functionaries and financial resources in consonance of functions assigned to each tier of the Panchayati Raj set up.

4.16.7 The Ministry of Panchayati Raj, set up to carry forward the process of empowerment of PRIs, has played an active role in sensitizing the Central Ministries and

the State Governments on the need to recognize the centrality of the panchayat in their sphere of activity and to provide space to the PRIs in their programmes. The Ministry has taken a number of steps to devolve functions to PRIs in line with the constitutional mandate.

### **District Planning**

4.16.8 The Constitution 73<sup>rd</sup> and 74<sup>th</sup> Amendments mandated local planning at the village panchayat, intermediate panchayat and district panchayat levels as well as in urban local bodies and their consolidation into a District Plan by District Planning Committees (DPCs) in each district. However, even 15 years after the amendments, DPCs were not constituted by some of the States and district plans were not prepared. The Planning Commission therefore, framed the guidelines for preparation of District Plans and their incorporation into the Eleventh Five Year Plan and Annual Plan 2007-08 and circulated them to the State Governments in August, 2006. The feedback from the States indicated that the wherewithal for such a planning exercise was limited. It was, therefore, felt that a Manual for District Planning should be prepared. In order to meet the need for a Manual for District Planning, a Task Force was set up. This manual is a step by step guide to district planning which will assist planners at the local, district and State levels. The Manual was released by the Hon'ble Prime Minister on 16.01.2009 in the Conference of the Chairpersons of the District Planning Committees.

## **4.17 PLAN COORDINATION DIVISION**

### **4.17.1 Plan Coordination Division**

4.17.1. The Division coordinates activities of all the Divisions of the Planning Commission. In particular, it has the responsibility of

coordinating the formulation and preparation of the Five Year Plans, the Annual Plans, including specific responsibility for the sectoral allocation of the Central Sector Plan, Annual Report of the Planning Commission and coordination of Parliamentary work. Besides, the meetings of the Internal Planning Commission, the Full Planning Commission and the National Development Council are coordinated by the Plan Co-ordination Division.

4.17.2. The intensive ZBB exercise for centrally Sponsored and Central Sector Schemes of all the Central Ministries/ Departments was carried out in April-June, 2008 for the Annual Plan. The ZBB meetings were convened to discuss 3 major issues concerned with the Eleventh Plan exercise i.e. (a) zero based budgeting in respect of plan activities and schemes of the Department so as to rationalize them to become more focused and effective, (b) estimating requirements of Gross Budgetary Support (GBS) to fund such activities for Annual Plan (2009-10) and (c) inter-Ministerial issues, if any, requiring intervention of Planning Commission.

4.17.3. The exercise for the Annual Plan 2009-10, including the preparation of guidelines to be kept in view by the Central Ministries/Departments in formulating their Plan proposals was undertaken, as scheduled, for the Central Sector in October, 2008 by inviting the proposals from Central Ministries /Departments. Annual Plan 2009-10 discussions for finalization of Outlays of the various Ministries / Departments initiated in December, 2007 under the Chairmanship of Member(s), Planning Commission were completed in early January, 2008. The recommendations of the Planning Commission for the sectoral allocation of the Centre Sector Plan are proposed to be conveyed to the Ministry of Finance for incorporation in the Union Budget.

4.17.4. The Division compiled and consolidated the information and material with respect to different sectors of the economy for the preparation of Annual Plan Document 2008-09.

4.17.5 It is obligatory to lay the Annual Report of Planning Commission on the Table of the Lok Sabha every year. Annual Report for 2007-08 was placed on the Table of the House on 21<sup>st</sup> March, 2008. Material for Annual Report 2008-09 was received from the divisions compiled and edited. After getting it printed in both the languages (English and Hindi), it will be made available to Members of Parliament simultaneously before the demands for Grants are referred to the Departmentally related Standing Committees for consideration and requisite number of copies will be sent to both Secretariats of the Parliament for placing them in both Houses of Parliament.

4.17.6 The information sought by the Standing Committee on Finance on Demands-for-Grants was furnished for considering Planning Commission's Annual Plan proposals. Information called for by the Joint Committee on Offices of Profit of Lok Sabha was also sent to Lok Sabha Secretariat.

4.17.7 Press Information Bureau has organised Economic Editors Conference from 24<sup>th</sup> to 26<sup>th</sup> November, 2008. The Plan Coordination Division has compiled Background Material on latest developments and policy issues for Economic Editors Conference-2008 inaugurated by Hon'ble Finance Minister on 24<sup>th</sup> November, 2008. Planning Commission's slough has been held on 25.11.2008 under the chairmanship of the Deputy Chairman of the Planning Commission.

4.17.8 The Plan Coordination Division has compiled Background Material on latest developments and policy issues for Editors

Conference on Social Sector Issues-2009. The material has been received from the subject divisions compiled & edited & Background Material for Editors Conference on Social Sector Issues-2009 has been developed. The Conference held on 3<sup>rd</sup> & 4<sup>th</sup> February 2009.

4.17.9 The Plan Coordination Division has organized a Meeting on the Review of top 13 centrally sponsored schemes Under the Chairmanship of Deputy Chairman, Planning Commission on 24.03.2009. All the Joint Secretaries of the consent Departments are attended for the meeting.

4.17.10 Planning Commission, during the period under report, continued to conduct Half Yearly Performance Review meetings for the Central Ministries/Departments and for States and UTs. These reviews help in effective implementation of schemes and projects by minimizing time and cost overruns.

#### 4.17.2 Parliament Section

4.17.2.1 Parliament Section deals with Parliament Questions, Calling Attention Notices, Half-an-Hour discussions, Resolutions, Private Members' Bills, No-Day-Yet-Named Motions, Matters raised in Lok Sabha under Rule 377 and by way of Special Mention in Rajya Sabha, Parliament Assurances, meetings of Parliamentary Committees, Laying of Reports and papers in both the Houses of Parliament, arranging temporary and Session-wise General and Official Gallery passes for the Officers of Planning Commission; and other work of Planning Commission related to Parliament including Issues likely to be raised in Parliament and procurement of Budget Document, Rail Budget, Economic Survey and President's Speech to both the Houses of Parliament, for distribution amongst Deputy Chairman, Members and officers of Planning Commission.



4.17.2.2 During the period under report necessary arrangements were made for the meeting of the Standing Committee on Finance. The Eleventh Five Year Plan (2007-12), Annual Report 2007-08 of the Institute of Economic Growth, Annual Report of Construction Industry Development Council (CIDC) for the year 2007-08 and the Annual Report 2006-07 of IAMR were laid on both the Houses of Parliament. Eleventh Five Year Plan Document (2007-12) and Annual Plan Document (2006-07) was circulated to MPs of both Houses of Parliament through Publication Counters. Twelve Assurances given in Lok Sabha and four Assurances in Rajya Sabha were fulfilled during the period through Parliament Section. It also coordinated for sending reply to five matters raised under Rule 377 in Lok Sabha and five matters raised by way of Special Mention in Rajya Sabha.

#### 4.18 POWER UNIT

- Briefs were prepared on several agendas circulated by the Ministry of Power for the consideration by the Empowered Group of Ministers. Some of the proposals were on Ultra Mega Power Project, IPO issues of CPSUs, Sub-Committee on Financial issues, etc.
- Unit assisted Member (Power) on the various committee headed by him such as “Fuel Infrastructure”, “National Electricity Fund” & ‘Induction of Super Technology through Bulk Tendering of 660/800 MW units by NTPC.
- Unit gave the input on power sector for the preparation of the Cabinet Note on “Integrated Energy Policy”.
- Based on the task assigned by the Ministry of External Affairs (MEA) to Power Division on the “Modalities of

implementation of the power projects in Bhutan, a report was prepared by the Committee under the Chairmanship of Principal Adviser (Energy) to develop a tariff formulae for implementation of future hydro projects in Bhutan.

- The Officers in the unit participated in the Performance Review, MoU Meetings of the sector, Steering Committee on Accelerated Power Development and Reform Programme (APDRP) and Rajiv Gandhi Grameen Vidyutikaran Yojana (RGGVY) . The Unit examined the status of implementation of major ongoing projects and conveyed views of the Planning Commission to the respective ministries.
- The officers of the unit participated in the financial resources & working group meetings, seminars, workshops and conferences.
- The unit gave the inputs to Ministry of DONER for preparation of comprehensive scheme for strengthening of transmission, sub-transmission and distribution.

#### Integrated Energy Policy

Planning Commission formulated an Integrated Energy Policy. The broad vision behind the Integrated Energy Policy is to reliably meet the demand for energy services of all sectors including the lifeline energy needs of vulnerable households in all parts of the country with safe, clean and convenient energy at the least-cost.

#### Salient features of the Policy:

- Provide appropriate fiscal policies to take care of externalities and independent

regulation to take care of anti-competitive market behaviour.

- Actively promote technologies that maximise energy efficiency, demand side management, conservation and energy security and this must be done by encouraging domestic research into such technologies and free access to suitable energy related technologies available abroad.
- Set prices of all commercial primary energy sources which are tradable at trade parity prices at the point of sale.
- Make coal prices fully variable based on Gross Calorific Value (GCV) and other quality parameters instead of the current system of pricing on the basis of broad bands of useful heat value.
- Set-up a National Energy Fund (NEF) to finance R&D in Energy sector.
- Ensure energy security by
  - lowering the requirement of energy,
  - substituting imported fuels with alternatives,
  - expanding the domestic energy resource base,
  - maintaining reserve equivalent to 90 days of oil imports,
  - building strategic stockpile of nuclear fuel to counter the risk of disruption of international fuel supply,
  - acquiring energy assets abroad and setting up energy using industries such as fertiliser plants in energy rich countries.
- Provide electricity to all rural households through Rajiv Gandhi Grameen Vidyutikaran Yojana (RGGVY) and clean cooking energy such as LPG, NG, biogas or kerosene to all within ten years.

## 4.19 PROJECT APPRAISAL AND MANAGEMENT DIVISION

### Functions

4.19.1. Project appraisal and management division in the planning commission was set up in 1972 to institutionalize the system of project appraisal in government of india. The pamd has been assigned to discharge the following functions;

- Prescribe guidelines and develop formats for the submission of proposals for projects and programmes for techno-economic appraisal;
- Undertake support research studies to improve the methodology and procedure for appraisal of projects and programmes;
- Undertake techno-economic appraisal of major projects and programmes in the public sectors; and
- Assist central ministries in establishing proper procedures for preparation of reports of projects and programmes.

### Appraisal work

4.19.2. As a part of techno-economic appraisal, pamd conducts comprehensive appraisal of plan schemes and projects costing rs. 50 crore and above and prepares appraisal notes in consultation with the subject divisions of the planning commission. The stipulated timeframe for issue of appraisal note by pamd is **six weeks** from the date of receipt of efc/pib memo. The appraisal by pamd facilitates decision-making in respect of projects/schemes considered by the public investment board (pib), the expenditure finance committee (efc) and the committee of public investment board (cpib), depending upon the nature and size of proposals. The division also appraises proposals of ministry of railways costing rs. 100 crore and above to be considered by the expanded board of

railways (ebr). Revised cost estimate (rce) proposals are also appraised by the division to analyze the factors attributed to cost and time overruns.

4.19.3. The financial limits of appraisal forums and approval authority have been revised as given below:

#### Appraisal forum (limits in Rs. Crore)

< 15.0 Ministry in normal course

≥ 15.0 & < 50.0 Standing Finance Committee (SFC)

≥ 50.0 & < 150.0 Expenditure Finance Committee (EFC) chaired by Secretary of administrative Ministry/Department.

≥ 150.0 public investment board (PIB)/ Expenditure Finance Committee (EFC) chaired by Secretary (Expenditure); projects/schemes where financial returns are quantifiable will be considered by PIB and others by EFC.

#### Limit of approval forum (Rs. crore)

< 15.0 Secretary of administrative Ministry/ Department.

≥ 15.0 & < 75.0 Minister-in-charge of Ministry/Department.

≥ 75.0 & < 150.0 Minister-in-charge of Ministry/Department & Minister of Finance.

≥ 150.0 cabinet/cabinet committee on economic affairs (CCEA).

**Note:** the financial limits as above are with reference to the **total** size of the Project/ scheme, which may include budgetary support, internal resources, External aid, loans and so on.

#### Highlights

- 246 appraisal notes on EFC/PIB proposals involving outlay of Rs.571717.20 crore

have been issued during 1.4.2008 to 31.03.2009

- 6 cases of in-principle approval were examined in pamd during april 08–march 2009.
- Standing committees to examine and fix responsibility for the time and cost overrun were constituted by 22 Departments / Ministries. Officer of the PAMD deliberated as a member in the 7 standing committee meetings
- Pamd officers attended 6 pre-pib meetings to improve quality of the proposals.
- 117 EFC/PIB meetings were held, which were attended by adviser (PAMD) or nominated officers of PAMD during April 08-March 2009.

#### Processing of in principle proposals

4.19.4. To enable the project/scheme to be included in the plan of the ministry/ department, the administrative ministry is required to send the proposal (feasibility report in case cost is above Rs. 50 crore) to the subject division in planning commission for ‘in principle’ approval (from secretary) of all new central sector and centrally sponsored schemes irrespective of their outlays involved. In pursuance of the decision taken by the cabinet, the requirement of ‘in principle’ approval of the planning commission in respect of power and coal projects has been dispensed with vide do no. M.12043/10/2005-PC dated 5<sup>th</sup> September 2005.

4.19.5. PAMD had reviewed the ‘in principle’ approval mechanism suggesting modification in the existing mechanism for introduction of new plan scheme from 11<sup>th</sup> Five Year Plan. Planning commission has issued revised guidelines vide UO no. N-11016/4/2006 dated 29<sup>th</sup> August 2006 to all the ministries/ departments of the Govt. of India. As per the

revised guidelines, the schemes/projects, if indicated in the plan document and financial resources fully provided for the scheme/project, will not require 'in principle' approval of the planning commission. However, a scheme/ project/ additional component in an existing scheme which could not be included in the five year plan with adequate provision would require in principle approval of the planning commission before the ministries/departments seek sanction of the appropriate authorities for taking up the scheme/project.

4.19.6. PAMD has issued guidelines to the heads of divisions in the planning commission outlining the procedures for processing proposals for in principle approval vide U.O. No.o-14015/1/2006-PAMD dated 22<sup>nd</sup> November 2007. The guidelines provide that subject division will examine the proposal received from the ministry in consultation with other related subject divisions of planning commission, including PAMD in variably, before the 'in principle' approval of secretary, planning commission is sought. 'In principle' would be necessary for the projects/schemes that are not included in the eleventh plan document. The time frame is **four weeks** for in principle approval.

#### Appraisal procedure of EFC/PIB proposals

4.19.7. With a view to cut down delays in appraisal of project proposals and to ensure PIB/EFC decision within stipulated timeframe of six weeks of receipt of PIB/EFC memorandum from the departments/ministries, pamd has issued revised procedure for processing EFC/PIB proposals within planning commission vide U.O. No.o-14015/1/2006-pamd dated 22<sup>nd</sup> November 2007. Highlights of revised procedure are as follows:

(a) PAMD would act as management adviser to the EFC/PIB after the receipt of

EFC/PIB memo. Based on the information given in the EFC/PIB memo and other information obtained, appraisal will be done and management advice tendered to EFC/PIB.

(b) In order to ensure that the appraisal carried out by the PAMD is comprehensive and meaningful project authorities/administrative ministries have already been requested to submit only such proposals, which are complete in all respects. However, in case where efc/pib memo does not contain relevant information, pamd will identify such gaps and call for such information from the ministries.

(c) **The outer limit for giving management advice by the pamd has been fixed at 6 weeks from the date of receipt of EFC/PIB memo.** In case management advice from pamd is not given within 6 weeks' time, efc/pib meeting could be fixed and their views obtained during the meeting.

4.19.8 In 2007-08, PAMD appraised 310 EFC/PIB proposals involving outlays of Rs. 372603 crore. During 2008-09 (1.4.08 to 31.03.2009), PAMD appraised 246 EFC/PIB proposals involving outlays of Rs. 571717 crore, which includes new as well as revised cost proposals.

Facts and figures for 2008-09 (March-09)	
A. No. Of projects appraised:	<b>246</b>
B. Capital cost:	Rs. 571717.20 cores
C. Number of projects appraised in	
- Agriculture:	58 (23.6%)
- Energy & Transport	34 (13.8%)
- Industry and S & T	39 (15.9%)
- Social sector	69 (28.0%)
- Communication	16 (6.5%)
- Others	30 (12.2%)
<b>Total</b>	<b>246 (100%)</b>

### Review of appraisal parameters:

4.19.9. PAMD being nodal appraising agency of plan schemes/projects also review national parameters for appraisal from time to time. A study on 'estimation of national parameters for project appraisal in india' was got done through institute of economic growth, university of delhi to re-estimate appraisal parameters like social discount rate, financial & economic irr, social premium on foreign exchange, shadow wage rate etc. The revised parameters as recommended in the study report were discussed in the internal planning commission meeting and after approval, final recommendations have been communicated to the ministry of finance for approval by the government.

4.19.10. **Annual Plan preparation:** PAMD has also been engaged in preparation of

annual plan pertaining to ministry of personnel/public grievance and pension as a part of overall planning process. PAMD examined and finalized annual plan outlays of the Ministry for 2007-08 2008-09 and 2009-10.

4.19.11. Officers of PAMD have been deputed as faculty member for imparting training to the officers of the states on project appraisal mechanism in workshops organized by ministry of statistics and programme implementation from time to time.

4.19.12. The sectoral distribution of projects appraised during the years 2007-08 and 2008-09 (April 08 - March 2009) is given in the table annexed. Information pertaining to major groups of sectors is summarized below:

S. No.	Sector	2007-08			2008-09		
		Nos.	Cost (Rs. cr.)	%	Nos.	Cost (Rs. cr.)	%
1	Agriculture	20	17687	4.75	58	37732.92	6.60
2	Energy	21	98111	26.36	15	35645	6.20
3	Transport	59	43898	11.78	19	14582.01	2.50
4	Industry	46	56990	15.29	18	3449.64	0.60
5	S&t	20	2821	0.75	21	9543.88	1.70
6	Social services	90	131639	35.32	69	453201.36	79.20
7	Communication#	8	2580	0.69	16	3957.74	0.70
8	Others @	46	18877	5.06	30	13604.47	2.50
	Total	310	372603	100.00	246	571717.20	100.00

## Annexure 4.19.1

## Sector-wise number and costs of EFC/PIB proposals appraised in PAMD

S. No.	Sectors	2007-08		2008-09	
		No.	Cost (Rs. cr.)	No.	Cost (Rs. cr.)
1	<b>Agriculture &amp; allied sectors</b>	<b>20</b>	<b>17687.32</b>	<b>58</b>	<b>37732.92</b>
	<b>Energy</b>	<b>21</b>	<b>98110.61</b>	<b>15</b>	<b>35645.18</b>
2	Power & Coal	21	98110.61	13	34501.68
3	Petroleum & Natural Gas	0	0	2	1143.5
	<b>Transport</b>	<b>59</b>	<b>43897.71</b>	<b>19</b>	<b>14582.01</b>
4	Railways	32	37279.59	3	4270.5
5	Surface transport	10	939.31	2	395.8
6	Civil aviation	1	121.39	6	5412.5
7	Shipping	16	5557.43	8	4503.21
	<b>Industry</b>	<b>46</b>	<b>56990.37</b>	<b>18</b>	<b>3449.64</b>
8	Industry & SSI	18	31363.18	9	1567.22
9	Steel & Mines	0	0	1	118
10	Petro Chemicals & Fertilisers	2	1203	1	340
11	Electronics	0	0	0	
12	Textiles	18	17407.06	6	1335.93
13	Food Processing	8	7017.13	1	88.49
	<b>Science &amp; technology</b>	<b>20</b>	<b>2820.97</b>	<b>21</b>	<b>9543.88</b>
14	Bio-technology	4	1073.75	5	1764.33
15	Science & Technology	1	144.5	5	5101.5
16	Scientific & Ind. Research	13	587.45	3	971.97
17	Ocean Development	1	95.27	0	
18	Earth Sciences	1	920	8	1406.08
	<b>Social services</b>	<b>90</b>	<b>131638.98</b>	<b>69</b>	<b>453201.36</b>
19	HRD/Culture	19	53008.13	17	124589.40
20	Youth Affairs & Sports	3	7248.4	2	2595.05
21	Health	24	10091.48	22	31319.85
22	Women & Child Dev.	3	4085.11	4	127541.8
23	Labour	2	5211.17	1	2890
24	Social justice	20	7972.9	5	6273.48
25	Urban Development	12	17026.29	10	17878.62
26	Rural Development	7	26995.5	8	140113.16

S. No.	Sectors	2007-08		2008-09	
		No.	Cost (Rs. cr.)	No.	Cost (Rs. cr.)
	<b>Communication</b>	<b>8</b>	<b>2580.03</b>	<b>16</b>	<b>3957.74</b>
27	Information & Broadcasting	6	794.1	6	1433.37
28	Post	0	0	10	2523.37
29	Information Technology	2	1785.93	0	
30	Communication	0	0	0	
	<b>Others</b>	<b>46</b>	<b>18876.94</b>	<b>30</b>	<b>13604.47</b>
31	Home Affairs & Personnel	1	500	10	6691.65
32	Tourism	0	0	2	729
33	Commerce	22	3660.76	1	95
34	Environment & Forests	3	1470.78	3	1397.29
35	Justice	0	0	0	
36	Water Resources	9	3757.51	2	200.55
37	North Eastern Region	3	197.33	4	190.37
38	Consumer Affairs	2	508.6	0	
39	Finance/Corporate affairs	1	211	0	
40	Defence	0	0	0	
41	Administrative Reforms	0	0	1	128.42
42	Minority Commission	5	8570.96	1	196
43	Planning Commission	0	0	4	2067.50
44	External Affairs	0	0	2	1795.00
	<b>Total</b>	<b>310</b>	<b>372602.93</b>	<b>246</b>	<b>571717.20</b>

## 4.20 PERSPECTIVE PLANNING DIVISION

4.20.1. The work of Perspective Planning Division relates to the overall integration of the plan into macro-economic framework delineating possibilities and constraints; and projecting a long-term vision of development in terms of potentials, constraints and critical issues.

4.20.2. The Division assists the Commission in planning and policy issues, which span across multiple sectors of the economy such as agriculture, industry, infrastructure, financial resources, balance of payments, social services, demography, poverty and employment. To bring about inter sectoral consistency in the plans, a system of plan models, sub-models and material balances is used. The exercise done in the Division helps in evolving the overall macro-economic framework, with projection for consumption, investment, imports, exports as well as social development indicators, government finance etc.

4.20.3. The Division as a part of its regular activities:

- (i) Prepares an overall framework for medium and long term plans by analyzing implications of long term objectives for the appropriate strategy of development;
- (ii) Examines the current policies and programmes in the inter-temporal, inter-regional and inter-sectoral contexts;
- (iii) Studies consistency between plan objectives and plan allocation, conformity of regional distribution of public sector outlays with the regional needs of development, effect of price rise on consumption level of people in different income groups, trends in

saving, investment and growth in economy, trends in foreign trade and the implications of various development in the economy for public investment;

- (iv) Estimate State-wise poverty ratios using household consumer expenditure surveys conducted by National Sample Survey Organization (NSSO) and analyze the changes in the poverty indices;
- (v) Renders advice on strategy for negotiations at the WTO keeping in view interest of India and other developing countries;
- (vi) Assists the Planning Commission in forming its views on technical issues pertaining to planning process, shift of a public sector programme from Non-Plan to Plan side of Government expenditure and vice-versa, inter-government resource transfers and other issues relating to fiscal federalism;
- (vii) Contributes to the response by Planning Commission on issues pertaining to Planning Process posed by Parliament, forum of economists and States, delegation from National Planning Commissions from other countries and trans-national institutions through the respective nodal Ministries.
- (viii) Nodal Division in the Planning Commission for Plan proposals for Ministry of Statistics and Programme Implementation.

4.20.4. The Division represents Planning Commission in:

- (i) Governing Council of NSSO
- (ii) Governing Council of Indian Statistical Institute



- |   |  |
|---|--|
| <ul style="list-style-type: none"> <li>(iii) Advisory Committee on National Accounts of CSO</li> <li>(iv) National Advisory Board on Statistics</li> <li>(v) Governing Council of the “Development Planning Centre” at the Institute of Economic Growth,</li> <li>(vi) Advisory Committee of Planning and Policy Research Unit (PPRU) of the Indian Statistical Institute, Delhi Centre.</li> <li>(vii) Nodal division in the Planning Commission for work relating to the Commission for Social Development of the UN.</li> <li>(viii) Inter-ministerial Committee of Ministry of Commerce for negotiations on Agreement on Agriculture of the WTO.</li> <li>(ix) Task force for the component identifying the specific requirement of strengthening of State Statistical Bureau of the World Bank assisted ‘India Statistical Strengthening Project’.</li> <li>(x) Inter-Ministerial Expert Committee to finalise framework for compilation and reporting of the Millennium Development Indicators set up by the Ministry of Statistics &amp; P.I.</li> </ul> | <ul style="list-style-type: none"> <li>(ii) Disaggregating of national growth target into state wise growth target and their sectoral distribution.</li> <li>(iii) Projections for external sector dimensions including growth in exports, imports, current account balance and foreign investment during Eleventh Five Year Plan</li> <li>(iv) Disaggregating the national target of poverty ratio in to State level.</li> <li>(v) Assessment of the financial resources of the Central and State Government.</li> <li>(vi) Prepared technical note on revenue-capital mix of Plan expenditure.</li> <li>(vii) Servicing division for Expert Group to Review the Methodology for Estimation of Poverty constituted by the Planning Commission</li> <li>(viii) Nodal division for the National Statistical Commission</li> </ul> |
|---|--|

II. Represented Perspective Planning Division and provided technical inputs for

Working Groups/ Sub-Groups for formulation of Eleventh Five Year Plan

- i. Working Group on Savings.
- ii. Expert Group on Equitable Development
- iii. Working Group on population stabilization

4.20.5. The Officers of the Division have been associated with the following activities:-

I. Inputs provided for formulation of the Eleventh Five Year Plan:

- (i) Development of macro-economic model and estimation of macro-economic as well as sectoral parameters of target growth rate within a macro economic consistency framework for the Eleventh Five Year Plan.

III. Member of Other Committees:

- (i) Technical Committee to revise base year for Trade Indices
- (ii) Inter Ministerial Committee on Agreement on Agriculture for the WTO Negotiations
- (iii) Trade Policy Review of India by the WTO

#### 4.20.6. Seminars/ Conferences / Training

The officers of the Division have participated in the following activities:

- Shri Arvinder S Sachdeva, Director was deputed to Centre for World Food Studies, Vrije University, Amsterdam, Netherlands from 23<sup>rd</sup> April to 30<sup>th</sup> April, 2007 for discussion in connection with the collaboration on the development of the general equilibrium model for use in the preparation of India's Eleventh Five Year Plan and for policy modeling in general in the long run.
- Dr. Archana S. Mathur, Director attended the meeting of the Technical Committee of the DGCI&S, Ministry of Statistics and Programme Implementation in Kolkata during 3<sup>rd</sup> and 4<sup>th</sup> January 2008.

#### 4.21. RURAL DEVELOPMENT DIVISION

4.21.1 The Rural Development Division is the Nodal division in the Planning Commission for matters relating to Poverty alleviation, employment generation, Development of Wasteland and Degraded Lands. It also interacts with the Ministry of Rural Development (Department of Rural Development and Department of Land Resources) on related development issues.

4.21.2 An Expert Group was set up on "Development Issues to deal with the causes of Discontent, Unrest and Extremism" on whole situation development, deals exclusively with the Tribal issues in the Fifth Scheduled Areas and deals specifically with the elements of discontent of the people arising out of failure of the system in May, 2006 by Planning Commission. The Rural Development Division was the nodal Division for servicing the Group and drafting the

report. Volume-II of the Report has been completed and is being circulated.

4.21.3 For the Eleventh Five Year Plan 2007-12 of the Planning Commission, the Chapter on Rapid Poverty Reduction, Ensuring Rural livelihoods and Food & Nutrition Security were prepared by the Rural Development Division.

4.21.4 For the Annual Plan Document 2008-09 of the Planning Commission, the chapter on Poverty Alleviation in Rural India – Strategies & Programmes and Development of Wastelands and Degraded Lands were prepared by the Rural Development Division. In addition, EFC proposals, Cabinet Papers etc. forwarded by the Rural Development. Ministry/Departments were also examined and comments were forwarded to them. Meeting of EFC were also attended along with the representatives of the Project Appraisal and Management Division.

4.21.5 The Annual Plan proposals and the Revised Estimates of the Ministry of Rural Development for the Annual Plan 2008-09 were examined by the Rural Development Division in detail. In addition, Annual Plan proposals of the State/Union Territories under the Rural Development sector were examined and discussions were held with the officials of respective State Governments for finalization Annual Plan outlays of the States / UTs.

4.21.6 Half Yearly Performance Review (HPR) meetings for the schemes of Ministry of Rural Development (MoRD) were conducted by the Rural Development Division under the Chairmanship of Member, Planning Commission.

4.21.7 Rural Development Division is also the Executing Agency for Technical Assistance to India for Participatory Poverty Assessment at the State level, Part II of Asian Development bank and World Bank.

4.21.8 The Division also handled the work pertaining to parliament questions, Parliament matters, VIP references and other representations received.

4.21.9 Sr. Consultant (RD) was represented on several Committees which include among others (i) Member, Board of Governors, Institute of Human Development, New Delhi; (ii) Member of the Steering Committee on Provision of Urban Amenities in Rural Areas (PURA); (iii) Member, Central level Coordination Committee under Swarnjayanti Gram Swarozgar Yojana (SGSY) (iv) Member, Project Approval Committee for SGSY Special Projects; (v) Member Central Employment Guarantee Concept.

4.21.10. Director (RD) was a member of the following Committees : (i) Project Screening Committee for Swarnjayanti Gram Swarozgar Yojana (SGSY) Special Projects (ii) Standing Committee for the Community Based pro-poor Initiatives Programme (iii) Committee to formulate schemes to provide funds directly to Panchayats

4.21.11 Sr. Adviser (RD) is a member of the Task Force on Left Wing Extremism (LWE) constituted under the Chairmanship of Cabinet Secretary. The division, during December, 08 convened a 2 days workshop on LWE attended by Distt. Magistrates and other top level officials of 33 most affected districts. The task force assigned the Planning Commission the task of formation of Inter Ministerial Groups (IMGs), inter-alia, to identify in consultation with Ministries/ Departments critical gaps in the development and to guide the districts, authorities in the preparation of special development plan for the 33 LWE districts. 8 IMGs have already been constituted and the state plans are under various stages of preparation. Adviser (RD) is also member of the committee constitutes by Ministries of Panchyati Raj for allocation

of funds under BRGF to the Most Extremists Affected District (MEADS).

## 4.22 SCIENCE & TECHNOLOGY DIVISION

4.22.1 S&T Division plays a crucial role in strengthening science and technology base for overall development of the country through various plan/programmes of Central Scientific Ministries/Departments namely Department of Science and Technology (DST), Department of Scientific & Industrial Research (DSIR) including CSIR, Department of Biotechnology (DBT), Department of Atomic Energy (DAE), Department of Space (DOS) and Ministry of Earth Sciences (MoES) etc. The major emphasis of the programmes of these departments was on harnessing S&T for societal benefits, attracting young scientists to careers in science and strengthening linkages between the industry and research institutions / laboratories.

4.22.2 The important activities undertaken by S&T Division during the year 2008-09 were relating to:

- The Annual Plan (2008-09) proposals of Central Scientific Departments/ Agencies viz. DST, DSIR, DBT, DAE, DOS and MoES etc. were examined and the In-depth discussions were held with the concerned departments/agencies to workout tentative Annual Plan outlays. While deciding the annual plan outlays, major focus was on new initiatives and committed liabilities of these departments. This was followed by Member level meetings with the Secretaries of respective S&T departments to finalize the Annual plan (2008-09) outlays.
- To realize the expectation of the 11<sup>th</sup> Plan of enlarging the pool of scientific manpower, strengthening the S&T

infrastructure, establishing globally competitive research facilities and centres of excellence, developing new models of public private partnerships in higher education, catalyzing Industry-academia collaborations, promoting strong linkages with other countries in the area of science and technology, several new initiatives have been taken up by scientific departments/agencies which include scholarships as well as creation of new institutions in various disciplines of science and technology.

4.22.3 EFC/cabinet notes/CCEA notes relating to these initiatives were appraised and several suggestions/comments were made for improving their impact. Some of the major schemes/programmes appraised included: Innovation in Science Pursuit for Inspired Research (INSPIRE), Vaccine Grand Challenge programme, DBT-Wellcome Trust fellowship programme, Augmentation of Airborne and Ground Geophysical Capabilities, and also proposals in the areas of space science, atmospheric & ocean science and scientific and industrial research. The major/important amongst them included: Polar Satellite Launch Vehicle (PSLV) Operational Flights – C14 to C28; Geo-synchronous Satellite Launch Vehicle (GSLV) Operational Flights – F11 to F16; Lunar mission – Chandrayaan-2 and upgrading the associated existing ground segment; Development of Semi Cryogenic Engine Technology; Human Spaceflight Programme; Development of Manned Submersible (MANSUB) for 4000 m water depth; Polar Science-Expedition to Antarctica; Establishment of the Third Station in Antarctica; Short Term Climate Prediction; Earthquake Precursors; Climate Change Research; Climate Variability and Dynamics; New Millennium Indian Technology Leadership Initiative (NMITLI); Spearheading Small Civilian Aircraft Design, Development & Manufacture; Development

and Commercialization of Inventions and Innovations; Enhancement of Knowledgebase in Aerospace Science and Development of Cutting Edge Technologies.

4.22.4 Further, the proposals for establishment of various new institutes were also appraised, these include: Institute of Nano Science & Technology (INST), Mohali, Setting up of Science and Engineering Research Board (SERB), Conversion of the Institute of Advanced Study in Science & Technology (IASST), Guwahati presently under the Government of Assam (GOA) into an autonomous grant-in-aid institution of the Government of India (GOI) under the Department of Science & Technology (DST), Translational Health Science & Technology Institute (THSTI), Faridabad, Institute of Stem Cell Biology and Regenerative Medicines, Bangalore, Merger of Centre of Plasma Physics (CPP), Guwahati, presently an autonomous research institution under the Government of Assam (GoA) with the Institute for Plasma Research (IPR), Gandhinagar, an autonomous institution under Department of Atomic Energy (DAE), Institute of Agri-food Biotechnology, Mohali, UNESCO Regional Centre for Education, Training and Innovation in Biotechnology, Faridabad, Establishment of National Institute of Biomedical Genomics at Kalyani, West Bengal and Indian Institute of Space Science & Technology (IISST), Thiruvananthapuram.

- Besides this, the Half yearly Performance Review for Annual Plan 2007-08 and 2008-09 were undertaken to monitor the plans/ programmes of these departments and necessary follow-up action was also taken particularly popularization of Bhabhatron and sewage hygenisation technology developed by Department of Atomic Energy.
- Innovation and Technology Chapter for Annual Plan (2008-09) was prepared.

- The Annual Plan (2008-09) proposals of States/UTs relating to Science & Technology Sector were examined in detail and were discussed in the working group meetings to finalize the Annual Plan 2008-09 outlays under S&T sector. Several valuable suggestions were provided to States/UTs to strengthen the S&T infrastructure in the States/UTs.

4.22.5 During the discussions, the major thrust was on identification of states specific S&T programmes, encourage local expertise by involving scientists/technologists and academics in formulation of project proposals for submission to Central Scientific Ministries for funding, attracting young talents towards science, strengthening activities of State S&T councils by constantly interacting with Central Scientific Ministries/departments.

In addition, material for answering parliament questions was provided to various agencies.

### 4.23 SECRETARIAT FOR THE COMMITTEE ON INFRASTRUCTURE

4.23.1 The Eleventh Five Year Plan emphasises that adequate, cost-effective and quality infrastructure is a pre-requisite for sustaining a growth rate of 9 per cent of the economy, which is necessary to make a significant difference to the quality of life and elimination of poverty over the next ten years. Accordingly, the total investment target in physical infrastructure has been raised from around 5.7 per cent of GDP realised in 2006-07 (the terminal year of the Tenth Plan) to 9 per cent of GDP in its terminal year of Eleventh Plan 2011-12.

4.23.2 In many countries where the public sector has dominated infrastructure investments, it is now recognised that in order to address the problems of limited availability, poor quality, unreliable supply and high unit costs of infrastructure services,

the role of the private sector in the development and maintenance of infrastructure must be enhanced. Evidence of the large and growing gap between infrastructure needs and the resources that governments have historically invested in meeting those needs is everywhere: congested roads; bridges in need of repair; poorly maintained rail and transit systems; fluctuations and shortages in power supplies; piped-water reaching fewer than one person in five in developing countries, less than one in ten persons having access to adequate sanitation and deteriorated waste treatment facilities all in urgent need of rehabilitation and repair. These problems in turn impose huge costs on society, from lower productivity to reduced competitiveness to an increased number of accidents. In fact, availability of quality infrastructure is increasingly recognised to accelerate growth and enhance competitiveness, just as rural infrastructure is critical for poverty reduction. These large infrastructure gaps have to be filled to support the continued growth and poverty reduction efforts. In Asia, it has been estimated to require investment in infrastructure of the order of US \$ 3 trillion over the coming decade, with India estimated to require US \$ 1.5 trillion — significantly above current levels of investment, and well above the ability of the public sector alone to provide. Before the onset of the 1997 Asian financial crisis, private investment of nearly \$150 billion poured into countries like China, Malaysia, the Republic of Korea, the Philippines, and Indonesia. Although this financial crisis interrupted the capital flow and exposed a number of flaws in public-private arrangements, which led to renegotiation of tariffs or cancellation of contracts, experienced countries since then have reformed their institutions and regulatory environments to create the right business climate and regained investor confidence. Other countries have also begun

to embrace public-private partnership as a way to tackle the challenge of infrastructure development.

4.23.3 Given the constraints on public budgets in the wake of the recent global financial slowdown to finance these growing infrastructure needs, governments across the world have begun to shift a part of the burden of new infrastructure investment, including cross-border investments to secure regional and global supply chains, to the private sector. Once limited to a handful of countries, public-private partnerships (PPPs) have now emerged as one of the most important models governments can use to close the infrastructure gap in emerging markets. PPPs are unlikely to fully replace traditional financing and development of infrastructure, but those that are sustainable, affordable to the government and consumers, and profitable to investors offer several benefits to governments trying to address infrastructure shortages or improve the efficiency of their organisations.

4.23.4. PPPs take many forms but generally they can be defined as concessions or other types of contractual arrangements whereby the public sector agrees to give the private sector the right to, *inter alia*, operate, build, manage and/or deliver a service for the general public. PPPs combine the best the public and private sector offers, while limiting the shortcomings of either the “privatisation” approach or the exclusive public sector delivery of services. Governments have been using them to mobilise private capital, which increases their capacity to deliver services to their citizens. Under the PPP format, the government’s role gets redefined as one of facilitator and enabler, while the private partner plays the role of financier, builder, and operator of the service or facility. Government remains accountable for service quality, price certainty, and cost-effectiveness (value for money) of the partnership. The

public sector thus contributes assurance in terms of stable governance, citizens’ support, financing, and also assumes social, environmental, and political risks. The private sector brings along innovative technologies, managerial effectiveness, operational efficiencies, access to additional finances, and construction and commercial risk sharing. In the social area too, PPPs have contributed to improvements in the fields of police, health and education.

4.23.5. The experience of other countries suggests that PPPs can succeed only if they are structured and planned in detail, and are managed by expert teams. Governments also need to use technical, legal and financial advisors, where needed, to match the advantages of the private sector, particularly in large scale programs. Project development needs to be done by government, and it needs to invest in it by creating dedicated funds. The terms of the project agreements as well as the bidding process for award of concessions are usually complex because of the nature of risks and the involvement of many stakeholders such as project sponsors, lenders, government agencies, regulatory authorities and users. Therefore, the use of standard documents streamlines and expedites decision-making by the project authorities in a transparent and fair manner in a competitive environment. It is also widely recognised that the legal and regulatory structures, the social strategy accompanying each project and the public sector’s capacity to deliver successful PPP projects must be addressed.

4.23.6. In India, the Government has been making serious efforts for improving and expanding infrastructure services to reduce impediments to faster economic growth. The Committee on Infrastructure (COI), constituted under the Chairmanship of the Prime Minister, with the Finance Minister, Deputy Chairman Planning Commission, and the Minister in-charge of infrastructure

Ministries as Members, by the Government on 31 August 2004 has met 17 times with the objectives of initiating policies and strategies that would ensure well coordinated, time-bound creation of world class infrastructure, delivering services of international standards, developing structures that maximize the role of PPPs, and to monitor progress of key infrastructure projects.

4.23.7. To facilitate the functioning of the COI, an Empowered Sub-Committee of COI was also constituted on 16 May 2005 under the Chairmanship of the Deputy Chairman, Planning Commission, and including the concerned Members of the Planning Commission and the Secretaries of all concerned Ministries. The Empowered Sub-Committee has met 21 times with 7 meetings held in 2008-09 (the last on April 13, 2009).

4.23.8. The COI and its Empowered Sub-Committee are serviced through the Secretariat for the COI, which has the following functions:

- (i) Service the meetings of the COI and follow up on the implementation of the decisions taken thereon through the Empowered Sub-Committee of COI in consultation with the concerned ministries.
- (ii) Prepare policy papers required by the COI, especially relating to PPP projects in infrastructure sector (including with the assistance of independent experts and stakeholders), conduct research, initiate consultations, and hold seminars.

#### Initiatives by COI

4.23.9. The Government is taking enabling steps to systemically mainstream private investments in infrastructure through PPPs. These efforts have sought to address the multidimensional impacts, with long-term

uncertainties and wide risk portfolios, associated with private sector participation in infrastructure development, covering four aspects: (i) social, political, and legal risk; (ii) unfavourable economic and commercial conditions; (iii) inefficient public procurement framework; and (iv) lack of mature financial engineering techniques.

4.23.10 Specific measures taken thereunder include reforming the policy framework, developing conducive but robust regulation, creating appropriate institutional mechanisms to improve predictability and transparency and streamline processes, achieve a more optimal allocation and mitigation of risks for PPPs, reduce transaction costs and processing time, adopting best practices and developing model agreements and deals in new sectors and locations, and enhancing the capacity building content.

4.23.11 Broadly, such initiatives are contained in reports of the Secretariat for the COI, which are published after consideration and approval by the COI, as listed below:

- (i) Task force on Measures for Operationalising Open Access in the Power Sector, January 2009.
- (ii) Approach to Regulation of Infrastructure, September 2008.
- (iii) Projections of Investment in Infrastructure during the Eleventh Plan, August 2008.
- (iv) Expert Committee on Road Safety and Traffic Management, January 2008.
- (v) Report on Dwell time in Ports, September 2007.
- (vi) Task Force on Tariff Setting and Bidding Parameters for PPPs in Major Ports, August 2007.
- (vii) Report on tariff setting for Port Terminals, August 2007.

- |  |   |
|--|---|
| <ul style="list-style-type: none"> <li>(viii) Inter-Ministerial Group on Restructuring of National Highways Authority of India (NHAI), July 2007</li> <li>(ix) Task Force on Financing Plan for Ports, June 2007</li> <li>(x) Inter-Ministerial Group on Simplification of Custom Procedures in Air Cargo and Airports, January 2007</li> <li>(xi) Task Force on Financing Plan for Airports, June 2006.</li> <li>(xii) Core Group on Financing of the National Highways Development Programme (NHDP), April 2006.</li> <li>(xiii) Inter-Ministerial Group on Custom Procedures and Functioning of Container Freight Stations and Ports, February 2006.</li> <li>(xiv) Task Force on the Delhi-Mumbai and Delhi-Howrah Freight Corridors, February 2006.</li> <li>(xv) Committee of Secretaries on Road Rail Connectivity of Major Ports, February 2006.</li> <li>(xvi) Scheme for Financing Infrastructure Projects through the India Infrastructure Finance Co. Ltd. (IIFCL), January 2006.</li> </ul> | <ul style="list-style-type: none"> <li>(i) Modifications in the Model RFQ document for PPP Projects, April 2009.</li> <li>(ii) Model RFP for the Appointment of Technical Consultant for Transmission Systems in the Power Sector, April 2009.</li> <li>(iii) Model RFP for the Appointment of Technical Consultant for a Feasibility Report, January 2009.</li> <li>(iv) Manual of Specifications and Standards: Four-Laning of Highways, March 2008.</li> <li>(v) Guidelines for Pre-Qualification of Bidders, including Model Request for Qualification (RFQ) for PPP Projects, December 2007.</li> <li>(vi) Guidelines for Invitation of Financial Bids, including Model Request for Proposal (RFP) for PPP Projects, November 2007.</li> <li>(vii) Manual of Specifications and Standards: Two-Laning of Highways through PPPs, May 2007.</li> <li>(viii) MCA for Container Train Operations, January 2007.</li> <li>(ix) MCA for PPPs in State Highways, October 2006.</li> </ul> |
|--|---|

4.23.12 For implementation of PPP programs, standardized arrangements on concession documents and bid process are being finalised to mitigate risk attached to public and private capital, and also to simplify and expedite decision-making. Adoption of model documents, including the use of Model Concession Agreements (MCAs), has been mandated by the COI. In pursuance, the following MCAs, manuals and guidelines that incorporate key principles relating to the bid process for PPP projects, which have been developed and published under the aegis of COI are:

- (x) MCA for PPPs in Operation and Maintenance of Highways, October 2006.
- (xi) MCA for Port Terminals, October 2006.
- (xii) MCA for PPPs in National Highways, September 2006.
- (xiii) Guidelines on Formulation, Appraisal and Approval of PPPs, January 2006.
- (xiv) Guidelines for Financial Support to PPPs in Infrastructure, January 2006.



4.23.13 CAs and other standardised documents which have been initiated in 2008-09 and are under-finalisation include:

- (i) MCA for Urban Rail Transit Systems (Metro Rail).
- (ii) MCA for Non-Metro Airports.
- (iii) MCA for Greenfield Airports.
- (iv) MCA for Redevelopment of Railway Stations.
- (v) MCA for Procurement-cum-Maintenance of Electric Locomotives.
- (vi) Model Transmission Service Agreement.
- (vii) Model Contract for Procuring Construction Work in Highways Sector.
- (viii) Model RFP for the Appointment of Legal Advisors.

4.23.14 The Eleventh Plan objectives for upscaling the investment in infrastructure will also require a significant improvement in the quality of governance. The Government has constituted independent regulators to perform some of the functions earlier performed by the Government. The role of independent regulators is particularly evident in the infrastructure sectors where economic policy changes have led to a shift from the earlier system, where infrastructure was provided almost exclusively by the public sector to a system where provision of infrastructure services by private entities is encouraged. The Tariff Authority for Major Ports (TAMP) has the sole function of tariff setting and the Petroleum and Natural Gas Regulatory Board, which was set up in October 2007, regulates the refining, processing, storage, transportation, distribution and marketing of petroleum products. In 2008-09 the Parliament has enacted a law for setting up the Airport Economic Regulatory Authority (AERA) for approving tariff for aeronautical

services and to monitor performance standards of airports, which would be operational by June 2009.

4.23.15 Policy for a possible common, overarching approach to regulations in the country aimed at providing a common template, to the extent possible, for cross-cutting regulatory issues, such as the selection process for the regulator, eligibility, compensation packages, budget and levies, and relationship with Government is also under formulation. The Eleventh Plan also lays stress on the uniform regulatory framework with the objective of regulating infrastructure sectors so as to eliminate the divergent mandates prevailing in the different sectors. The consultation paper on the “*Approach to Regulation of Infrastructure: Issues and Option*” was revised based on comments from various Ministries and consumer bodies and placed on the COI’s website [www.infrastructure.gov.in](http://www.infrastructure.gov.in) in September 2008. It analyses the state of regulatory law and policy in India applicable to key infrastructure sectors. It suggests a new legislation to give effect to an overarching philosophy for the orderly development of infrastructure services, enabling competition and protecting consumer interests.

4.23.16 The Government has approved the principles contained in the paper and decided that with a view to codifying the recommendations made, an overarching regulatory reform bill should be drafted, which would be supplemented by existing sector-specific legislations. Accordingly, a Draft Regulatory Reforms Bill, 20\*\* has been prepared with the objective of establishing a uniform regulatory philosophy for the purposes of “*governing the constitution, powers and functioning of the regulatory commissions for public utilities and generally for taking measures conducive to development of public utility industries, determination of tariff, enforcement of performance standards,*

*promoting investment and competition and for protecting the interests of consumers and for matters connected therewith or incidental thereto*". The Draft Bill has been circulated for wide-ranging consultations with Central and State governments, stakeholders, experts and consumer bodies.

4.23.17 Pursuant to the April 2007 decision of the Committee of Secretaries guidelines for monitoring and oversight of regulator(s) by the relevant Departmental Parliamentary Standing Committee(s) are also under preparation jointly by the Ministry of Parliamentary Affairs and Planning Commission.

4.23.18 A definition of physical infrastructure was also adopted as approved by the Empowered Sub-Committee of the Committee on Infrastructure at its meetings held on 11 January 2008 and 2 April 2008, to include electricity (including generation, transmission and distribution), non-conventional energy (including wind energy and solar energy) and renovation and modernisation of power stations, telecommunications, roads and bridges, railways (including rolling stock and mass transit systems), ports, inland waterways, airports, irrigation (including watershed development), water supply, sanitation (including solid waste management, drainage and sewerage), and street lighting, storage and oil and gas pipeline networks.

4.23.19 The Government has provided several incentives such as tax exemption and duty free imports of road building equipment and machinery to encourage private sector participation. A 100 per cent exemption from income tax is also available for a period of 10 years on infrastructure projects.

4.23.20 Towards building capacities, notably in the States, a 'Conference of Chief Secretaries on PPPs' was organized by the

Planning Commission on 21 July 2007, which provided a platform for policy makers at the Centre and States to interact and share with each other the policies that have been initiated to promote private investment in infrastructure. It was also a follow up to other conferences that have been organised in the past on PPPs. There was felt to be an urgent need for further streamlining and accelerating of the pace of project preparation and award, as these projects would benefit road users at least cost to the Government. In order to build capacities at the States' level with a view to promoting successful PPPs, some training programmes have already been conducted for officials of the Central and State governments. The Planning Commission has also been providing financial and technical assistance for selected PPP projects in States, such as the development of two transmission systems for evacuation of electricity in the State of Haryana. Sectoral initiatives include the development of (i) manufacturing units for electric and diesel locomotives, (ii) Delhi Police Headquarters Complex, and (iii) Delhi Police Residential Complex.

4.23.21 Important infrastructure sector-specific decisions of the COI, and their implementation, are given in the sub-section on *Sector-Wise Initiatives* below.

### **Infrastructure Investment**

4.23.22. A paper on Projections of Investment in Infrastructure during the Eleventh Plan was finalised and placed on the website of the COI in August 2008. It contains its assessment of the investment required in the ten major physical infrastructure sectors for sustaining a growth rate of 9 per cent in GDP. The approach used sector-wise pipeline project plans which also captured past trends, and was synchronized with a targeted gross capital formation of 9 per cent of GDP at market prices in the terminal year of the Eleventh Plan. It projects

a total required investment in infrastructure of Rs. 20,56,150 crore or US\$ 514.04 billion (in constant 2006-07 prices; at Rs. 40/US dollar), which would imply an investment of 7.6 per cent of GDP during the five year plan period. Of this, Rs. 435,349 crore (21 per cent of the total) would be spent on improvement of rural infrastructure.

4.23.23. Reckoned against an investment level of around Rs.8,87,842 crore or US\$ 221.96 billion achieved in the Tenth Plan, which constituted 5.07 per cent of GDP, projected infrastructure investment in the Eleventh Plan is 2.36 times that in the Tenth Plan. The public sector would continue to play a dominant role, with investment of Rs.7,65,622 crore by the Centre and Rs.6,70,937 crore by the States. Investment by the private sector, which includes PPP projects, makes up the balance of Rs.6,19,591 crore, which is 30 per cent of required total investment during the Eleventh Plan (against 20 per cent realised during the Tenth Plan). Against a total requirement of debt financing by the public and private sectors of Rs.9,88,035 crore, the availability has been estimated at Rs.8,25,539 crore, leaving a funding gap of Rs.1,62,496 crore or US\$ 40.62 billion. The required investment in infrastructure would be possible only if there is substantial expansion in internal generation and extra budgetary resources of public sector, in addition to a significant rise in private investment, with large infrastructure projects structured on commercial principles in an enabling policy and regulatory environment.

4.23.24. Responding to the global slowdown, which has had some implications on the development of infrastructure in India, primarily through the moderation in capital flows, the financial markets and trade in critical inputs for infrastructure, a series of measures were taken, notably on 7 December

2008 and 2 January 2009, to infuse liquidity into the banking system and address problems faced by Non-Bank Financing Companies (NBFCs). To provide a contra-cyclical stimulus via plan expenditure, an additional plan expenditure of Rs. 20,000 crore was announced mainly for critical rural schemes, infrastructure (particularly in Pradhan Mantri Gram Sadak Yojana (PMGSY), Jawaharlal Nehru National Urban Renewal Mission (JNNURM) and Accelerated Irrigation Benefit Programme) and social security schemes. Government authorized IIFCL to raise Rs. 10,000 crore through tax-free bonds to refinance bank lending of longer maturity to eligible infrastructure projects, particularly in highways and port sectors. Access to external commercial borrowings was further liberalised so that borrowers capable of accessing funds from abroad are allowed to do so and the FII investment limit in rupee denominated corporate bonds was raised from US \$ 6 billion to US \$ 15 billion. States have been provided assistance under the JNNURM for the purchase of buses for their urban transport systems.

4.23.25. In the first year (2007-08) of the Eleventh Plan, about 6.0 per cent of GDP was invested in infrastructure development. The government's active promotion of PPPs in the key infrastructure sectors, such as transport, power, ports, urban infrastructure, and tourism, including railways, has resulted in a total estimated investment of Rs. 1,35,876 crore in 20 states in 300 projects. Across Central and States utilities, the leading users of PPPs by number of projects have been Rajasthan, Andhra Pradesh, Karnataka, and Tamil Nadu, with 37, 36, 28 and 26 awarded projects respectively, all in the roads sector, and the National Highways Authority of India (NHAI), with about 77 projects. The sector-wise details of the projects alongwith their value are detailed in the Table 4.23.1 below:

**Table 4.23.1:**  
**Sector-Wise Details of the Projects**

Sector	Total Number of Projects	Value of contracts (Rs. crore)
Airports	6	20,041
Ports	38	43,053
Railways	3	1,007
Roads	186	47,756
Urban Development	35	6,218
Energy	32	17,802
<b>Total</b>	<b>300</b>	<b>1,35,876</b>

4.23.26 The road sector dominates in terms of number of projects, accounting for 62 per cent of total number of projects (but 35 per cent of total project investment) due to smaller average size of projects. Ports have a share of 13 per cent in terms of number of projects, and of 32 per cent of value of projects. Also, out of 32 projects in the energy sector, 28 are hydro-based power projects on BOOT basis with negotiated MoUs between the concerned State and the private parties.

4.23.27 On an aggregate level, the domestic private players have dominated these PPP projects with an investment of Rs. 1,34,146 crore. On the other hand, the foreign equity participation of 27 foreign companies in PPP projects was Rs. 1,725.85 crore or 1 per cent of the total project investment. Prominent PPP projects where foreign companies have an equity stake include modernisation of Mumbai and Delhi international airports, Bangalore international airport, Delhi-Noida toll bridge, Pipavav port, and the JNPT container terminal.

#### **Public Private Partnership Appraisal Committee (PPPAC) and the PPP Appraisal Unit (PPPAU)**

4.23.28 The PPP Appraisal Committee (PPPAC) set up on 12 January 2006 to ensure

a stream-lined, well-defined, consistent and time-bound process for the appraisal of all PPP projects of the Central Government is chaired by Secretary, Department of Economic Affairs, with the Secretaries of the Planning Commission, concerned Administrative Department and of the Departments of Expenditure and Legal Affairs as its members. PPP project proposals with an investment of Rs. 100 crore and above from the concerned Ministries are considered for approval by PPPAC, while those envisaging investment of less than Rs. 100 crore are considered by the existing Expenditure Finance Committee (EFC) / Public Investment Board (PIB) mechanism. Projects that are based on duly approved MCAs do not require in-principle clearance from PPPAC prior to inviting expressions of interest. During the year 2008-09, 74 PPP projects in road transport, shipping, railways, tourism and civil aviation involving an investment of Rs. 1,17,622.8 crore were appraised as shown in Table 4.23.2 below.

**Table 4.23.2:**  
**Sector-Wise Details of PPP Projects Appraised in 2008-09**

Sector	No. of Projects	Investment (Rs. crore)
Roads	60	65,675.50
Shipping	7	16,798.50
Railways	4	35,000.00
Tourism	1	148.80
Civil Aviation	2	0.00
<b>Total</b>	<b>74</b>	<b>1,17,622.8</b>

4.23.29 A PPP Appraisal Unit (PPPAU) was set up within the Secretariat for the COI to appraise all aspects of PPP projects received from Central Government and Governments of States/ UTs for Viability Gap Funding (VGF) under the Scheme for Financial Support to PPPs in Infrastructure. Under the VGF scheme, grant assistance of

up to 20% of project capital costs can be provided by the Central Government, with an additional grant of up to 20% of project costs provided by the sponsoring Ministry or State Government. Such proposals are considered for approval by the Empowered Institution (EI) chaired by Additional Secretary, Department of Economic Affairs (for projects involving a VGF grant of Rs. 100 crore) and Empowered Committee (EC) chaired by Secretary, Department of Economic Affairs (for projects involving a VGF grant of Rs. 100 crore and above).

4.23.30 During the year 2008-09, 32 PPP projects with an investment of Rs. 39,024.10 crore were appraised/ examined for grant of VGF. The details of the projects are given in Table 4.23.3 below:

#### India Infrastructure Finance Company Limited (IIFCL)

4.23.31 To provide long-term loans for financing infrastructure projects that typically involve long gestation periods, the

Government established a wholly owned SPV, the India Infrastructure Finance Company Limited (IIFCL) in 2006. Member Secretary, Planning Commission is a Director on its Board. The Secretariat for the COI examines proposals received by the IIFCL for term loans with respect to their conformity with the Scheme for Financing Viable Infrastructure Projects. IIFCL may directly lend up to 20% of the capital costs of commercially viable projects. It may also provide refinance to banks and financial institutions for loans of a tenor exceeding 10 years. Competitively selected PPP projects are accorded a priority for lending by IIFCL. IIFCL raises funds from domestic and overseas markets on the strength of Government guarantees. By 31 March 2009, IIFCL had approved 88 proposals with a project cost amounting to Rs. 1,47,092 crore, of which IIFCL lending would be Rs. 18,720 crore, as given in Table 4.23.4 below. Of these 88 projects, financial closure has taken place in 78 projects involving an investment of Rs. 1,15,689 crore and it has disbursed Rs. 4,891 crore upto March 2009.

**Table 4.23.3**  
**State-Wise/Sector-wise Investments Envisaged in PPP Projects**  
**Appraised for Grant of VGF in 2008-09**

(Rs. crore)

State	Roads Sector		Urban Infrastructure		All Projects	
	No. of projects	Envisaged investment	No. of projects	Envisaged investment	No. of projects	Envisaged investment
Andhra Pradesh	8	3881.60	2	24143.00	10	28024.60
Bihar	2	1179.20	-	-	2	1179.20
Gujarat	3	1,238.40	-	-	3	1,238.40
Madhya Pradesh	4	486.40	-	-	4	486.40
Maharashtra	12	2568.50	1	5527.00	13	8095.50
<b>All States</b>	<b>29</b>	<b>9354.10</b>	<b>3</b>	<b>29670.00</b>	<b>32</b>	<b>39024.10</b>

**Table 4.23.4:**  
**Sector-Wise details of Loans Sanctioned by IIFCL (as at 31 March 2009)**

(Rs. crore)

Sector	No. of Projects	Project Cost	Loans Sanctioned
Roads	57	35,293	6,063
Ports	5	3,772	580
Airports	2	14,716	2,150
Power	23	93,241	9,913
Urban Infrastructure	1	70	14
<b>Total</b>	<b>101</b>	<b>1,47,092</b>	<b>18,720</b>

### Advisory Services

4.23.32 Implementation of PPP projects requires appropriate advisory services in terms of preparation of project agreements, structuring of projects, etc. The Planning Commission has operationalised a scheme for technical assistance to project authorities by providing consultants for projects. During 2008-09, approval has been granted for hiring of legal consultants for the transmission systems development projects in the State of Haryana. Ministry of Finance has also created

an India Infrastructure Project Development Fund (IIPDF) to provide loans for meeting the development expenses, including the cost of engaging consultants for PPP projects.

### SECTOR-WISE INITIATIVES

#### National Highways (NH)

4.23.33 During the Tenth Plan, an investment of Rs. 42,577 crore was made against an outlay of Rs. 59,490 crore for the roads sector. National Highways, with a total length of 66,590 km, serve as the arterial network across the country. National Highway Development Programme (NHDP), established for the phased development of National Highways, envisages an investment of Rs. 1,45,853 crore during the Eleventh Plan. Table 4.23.5 below shows the length of roads under PPP projects taken up for award during 2008-09.

4.23.34 NHDP is being implemented in four phases I, II, IIIA and V at present. Phases I, II and IIIA envisages upgrading more than 25,785 km. The project-wise details of NHDP phases I, II, IIIA and V by 31 March 2009 are given in the Table 4.23.6 below

**Table 4.23.5:**  
**National Highways' Targets and Achievements for 2008-09**

(Kms)

NHDP Phase	Completed	Tolling	Award of Concession	Achievement
I	220	2,003	-	
II	2,522	-	801	30
III	659	-	6,047	589
IV	-	-	-	-
V	118	-	3,754	-
VI	-	-	-	
VII	-	-	40	19

**Table 4.23.6:**  
**NHDP Projects Status as on 31 March 2009**

(in kms)

	NHDP-I	NHDP-II	NHDP-III	NHDP-IV	NHDP-V	NHDP-VI	NHDP-VII	NHDP Total
Total Length	7,498	6,647	12,109	20000	6,500	1000	700	54454
Length completed	7,188	2,828	787	-	106	-	-	10,909
Under Implementation	304	3,008	1,876	119	924	-	19	6,250
Balance Length for award	6	811	9,446	19881	5,470	1000	681	37,295

#### Four-laning of Golden Quadrilateral and NS-EW Corridors (NHDP-I and II)

4.23.35 NHDP I and II comprise of the Golden Quadrilateral (GQ) linking Delhi-Mumbai-Chennai-Kolkata, the North-South (NS) Corridor connecting Srinagar to Kanyakumari and the East-West (EW) Corridor connecting Silchar to Porbandar, besides port connectivity and some other projects. By March 2009, 96 per cent of the four-laning of GQ and construction of 7,188 km of the total of 7,498 km under NHDP-I had been completed. Only 1,263 km have been tolled during 2008-09 against the target of 2,003 km. As against the total of 6,647 km envisaged under NHDP-II, construction of 2,828 km has been completed by March 2009. In 2008-09, 1,534 km have been completed although the target was 2,522 km. Around 20% of NS-EW corridors have been four-laned, with project completion scheduled in December 2009.

#### Four-laning of 12,109 km (NHDP-III)

4.23.36 Through the BOT (Toll) mode, NHDP-III which envisages four/ six-laning of 12,109 km of high traffic density sections, connecting State capitals with NHDP-I and NHDP-II network and providing connectivity to places of economic, commercial and tourist importance, 1,876 km is under

implementation. Its first component covering 4,815 km is scheduled to be completed by December 2009.

#### Two-laning of 20,000 km (NHDP-IV)

4.23.37 NHDP-IV envisages upgradation of 20,000 km of such highway into two-lane with an estimated investment of Rs. 27,800 crore. This will ensure that their capacity, speed and safety match minimum benchmarks for national highways. As per the financing plan approved by the COI, NHDP-IV has been divided into four parts of 5,000 km each, to be taken up in accordance with the resource availability. The first component of 5,000 km was awarded on BOT (Toll) basis in July 2008. Department of Road Transport and Highways and State PWDs have initiated the preparation of feasibility studies for 44 projects.

#### Six-laning of 6,500 km (NHDP-V)

4.23.38 NHDP-V envisages six-laning of the four-laned sections of GQ and of certain other high density stretches through PPPs on BOT basis. Of the 6,500 km proposed under NHDP-V, the COI has approved 5,700 km of GQ, with the balance 800 km to be selected on the basis of approved eligibility criteria. Contracts for 1,030 km were awarded in 2008-09.

### Development of 1,000 km of expressways (NHDP-VI)

4.23.39 A Master Plan for development of 15,600 km of access-controlled expressways has been formulated. CCEA has approved the development of 1,000 km of expressways on a BOT basis at an indicative cost of Rs.16,680 crore. The feasibility study for 400 km Vadodara-Mumbai expressway has been awarded and alignment study and process for award of feasibility study for Kolkata-Dhanbad, Bangalore-Chennai and Delhi-Meerut Expressways has been initiated.

### Other Highway Projects (NHDP-VII)

4.23.40 For fuller utilization of highway capacity and enhanced safety and efficiency, a programme for construction of 700 km of ring roads, bypasses, grade separators and service roads at a cost of Rs. 16,680 crore has been approved by the COI. As against the target of awarding 40 km concession during 2008-09, construction of 19 km has been awarded.

### Institutional Initiatives

4.23.41 In July 2007, the Government approved the restructuring and strengthening of NHAI. Institutional mechanisms have been established to address bottlenecks arising from delays in environmental clearance, land acquisition, etc. The proposed Directorate of Safety and Traffic Management would provide a special focus on traffic management and safety related issues.

4.23.42 Standardised model documents have also been developed to provide a common regulatory framework based on international best practices, and fair and transparent basis. Manual for four-laning has been referred to IRC and the revised Manual is expected to be published by May 2009. In pursuance, Model Contract for Procuring Construction Works in the Highways Sector is under finalisation.

These initiatives will increase the pace of award of projects, ensure an optimal balance of risks and rewards, and deliver an efficient and safe highway network across the country.

### AIRPORTS

4.23.43 The COI has initiated some policy measures to ensure time-bound creation of world-class airports in India. A comprehensive National Civil Aviation Policy is on the anvil, the draft of which is under consideration of a Group of Ministers since May 2007. The Airports Economic Regulatory Authority (AERA) Bill for an independent economic regulation was passed by the Lok Sabha in October 2008 and AERA Act was notified in December 2008. The Authority is expected to be operational by June 2009.

4.23.44 The 'Policy for Greenfield Airports' was approved by the Cabinet on 24<sup>th</sup> April 2008. In pursuance, a Steering Committee has been constituted to coordinate and monitor the various clearances required for the setting up of a Greenfield airport. An MCA for Greenfield Airports is being developed.

4.23.45 Greenfield international airports at Hyderabad (23<sup>rd</sup> March 2008) and Bangalore (24<sup>th</sup> May 2008) have been commissioned with an investment of Rs. 2,920 crore and Rs.1,930 crore respectively. Apart from these, 10 other Greenfield airports have been approved by the Central Government upto December 2008 which include airports at Goa, Navi Mumbai, Kannur, Bijapur, Simoga, Hassan, Gulbarga, Sindhudurg, Dabra and Durgapur.

4.23.46 Modernisation/ expansion of Delhi and Mumbai airports through PPPs were awarded based on a competitive bidding. Expenditure of Rs. 4,018 crore has been incurred on Delhi Airport in 2008-09 on the completion of Runway-3 and modernisation



of the international terminal and the domestic arrivals terminal. This phase of work is scheduled to be completed by March 2010. The first phase of modernisation of Mumbai Airport is scheduled to be completed by December 2012. Expenditure of Rs. 936 crore has been incurred in 2008-09 mainly on the development of the new domestic terminal, the refurbishment of the international terminal and on the Taxiway Delta Requirement Project. Modernisation and expansion of Kolkata Airport by the Airports Authority of India (AAI) is being undertaken at an estimated cost Rs. 1,941.25 crore out of which expenditure of Rs. 133.18 crore has been incurred in 2008-09. The work is scheduled for completion in 30 months from its award in November 2008. In respect of the modernisation of Chennai Airport by AAI the works were awarded in October 2008 for completion over the next 30 months at a total cost of Rs. 1,808.25 crore. Expenditure of Rs. 63.41 crore has been incurred in 2008-09.

4.23.47 The Eleventh Plan aims to modernise and develop 35 non-metro airports (4 of which are in the North East) and 13 other airports, out of which development of 37 airports would be completed by March 2009 and the balance by March 2010. In 2008-09, work on Terminals' buildings has been completed in respect of 12 airports. It is expected to be completed in 2009-10 for the other 25 airports. The work is under planning for 4 airports and land is being acquired for the remaining 7 airports. In the North-East, 11 operational airports are being taken up for upgradation by AAI. Of the 3 Greenfield airports, work has already been awarded in the case of Pakyong Airport in Sikkim in January 2009 at a total cost of Rs. 309 crore for completion in 36 months and the proposal for the Itanagar Airport in Arunachal Pradesh is under consideration of PIB.

4.23.48 MCA for City-Side Development of Non-Metro Airports through PPP has been

approved by the Empowered Sub-Committee of the COI. The report of the Inter-Ministerial Group constituted by the COI under the chairmanship of Secretary, Ministry of Civil Aviation, to recommend norms and standards for determining the terminal capacity of airports has been approved by the Empowered Sub-Committee of the COI. In March 2008, an IMG was constituted under the chairmanship of Secretary, Ministry of Civil Aviation, for making recommendations regarding revamping of AAI, which would include upgrading of the Air Traffic Control (ATC) services at the airports. The Task Force to draw up the plan for city connectivity of 10 selected airports was constituted in April 2007. Proposals for city connectivity in respect of 4 airports (Delhi, Bangalore, Mumbai and Hyderabad) received from Ministry of Civil Aviation were considered by the Task Force, whose report would be issued in 2009-10.

## RAILWAYS

4.23.49 In order to create capacity and improve quality of services, Dedicated Railway Freight Corridor Projects are being built on western and eastern high-density routes at an estimated cost of Rs. 28,000 crore. The western corridor of 1,483 km will connect Jawaharlal Nehru Port to Dadri and Tughlakabad in the north. The eastern corridor of 1,279 km will connect Ludhiana to Sonnagar via Dadri and Khurja, thus facilitating transfer from one corridor to another. The eastern corridor will further get extended to Kolkata to connect the proposed deep-sea port in the region. The Task Force Report on Dedicated Freight Corridor has been approved and Dedicated Freight Corridor Corporation of India Ltd. (DFCCIL), an SPV has been incorporated in October 2006. Japan International Cooperation Agency (JICA) has completed its study on possible assistance in these two corridors, and the Preliminary Engineering Survey has been

carried out by RITES. Pre-feasibility surveys for the North-South, East-West, and East-South and South-South corridors have been completed. The construction of Eastern and Western Dedicated Freight corridors at a cost of Rs. 60,000 crore had commenced in 2008.

4.23.50 With increasing containerisation of cargo, demand for its movement by rail has grown rapidly. So far, container movement was the monopoly of a public sector entity, CONCOR. Private sector entities have now been made eligible for running container trains. 16 operators have been given licenses to operate Container Trains and the concession agreements have been signed. 58 rakes have been procured by operators other than CONCOR, which already has 152 rakes. Three new Inland Container Depots (ICDs) have also been commissioned by competing operators. Furthermore, Ministry of Railways expects additional 80 rakes to be procured and 9 ICDs to be commissioned by end-2009. In the two years of operation of the scheme, private operators have acquired a 25 per cent share of the market and they continue to show a positive growth even in the face of economic downturn.

4.23.51 Tariff rationalization and effective cost allocation mechanism are also on the anvil. This includes a methodology for indexing the fare structure to line-haul costs, in respect of which a study has been awarded to the Indian Statistical Institute, Kolkata. Towards introducing commercial accounting and information technology systems by September 2008, a comprehensive action plan has been prepared, and a consultant has been appointed.

4.23.52 Redevelopment and modernisation of 26 selected railway stations, including at New Delhi, has been proposed through the PPP route. Four stations will be redeveloped by the bilateral cooperation with Germany and China. Rs. 1 lakh crore is expected to come

from the private sector out of which Rs.25,000 crore to be tied up in this year 2008-09. The feasibility report for the New Delhi Railway Station has been completed, while for the Patna Railway Station the feasibility study is in progress and the final bidding is scheduled for June 2009. The redevelopment work of Chandigarh and Jaipur railway stations which was earlier proposed to be taken up by German Railways will now be undertaken by Ministry of Railways. For Bypanahalli and Bhubneshwar, the redevelopment work is proposed to be done through Chinese Railways. The Suburban Railway System in Mumbai, the most densely loaded and intensively utilised system in the world spread over 319 route km, the system operates 2,226 trains and caters to 6.3 million commuters per day. Ministry of Railways has commissioned a feasibility study for introduction of a 60 km elevated, fully air-conditioned rail system between Churchgate and Virar stations. The project is to be implemented through PPP on Design, Build, Finance, Operate and Transfer basis.

4.23.53 An Inter-Ministerial Group has been constituted to examine and to finalise the MCA for submission to the COI. An Empowered Committee under the chairmanship of Cabinet Secretary has been constituted to resolve issues arising from time to time and to monitor progress in implementation. Compared with the investment of US \$ 29.91 billion in the Tenth Plan, Indian Railways has projected investment of US \$ 65.45 billion in the Eleventh Plan.

4.23.54 A comprehensive policy is under formulation for development of Multi Modal Logistics Park in various cities. Ministry of Railways has invited Expressions of Interest for setting up of Modal Logistics Park through PPP. The RFP document has been issued for electric locomotive factory units. The Cabinet has approved the proposal for

setting up of Departmental Units for manufacturing of Diesel and Electric Locomotives. Detailed Project Report (DPR) is under preparation for the transfer of technology.

## PORTS

4.23.55 In light of the positive experience of operating berths through PPPs at the major ports in India, the programme has been expanded to allocate new berths which are to be constructed through the PPP route. Against the ambitious target of awarding 52 berths in 2006-12, six berths have been awarded in the year 2006-07 and 9 berths are scheduled to be awarded at an estimated project cost of Rs. 3,390.39 crore in the year 2008-09 by the Department of Shipping. The RFP documents have been issued for seven projects. Proposals for the phased transfer of existing container berths to the PPP mode was decided to take up on case by case basis. For the construction of new berths at major ports through PPP mode, the Department of Shipping is expected to issue RFQ for 20 PPP projects by June 2009 and RFP by December 2009.

4.23.56 Non-major ports are expected to play a significant role in handling maritime cargo. Traffic at non-major/private ports is growing at 11.74 per cent CAGR and its share in total traffic is expected to reach 30 per cent by 2011-12 by more than doubling the capacity from 228 MMT to 575 MMT. The total investment envisaged in non-major ports amounts to Rs. 35,933 crore with private sector contribution estimated at Rs. 28,664 crore.

4.23.57 Government also decided to enable the 12 Major Ports to attain world-class standards. A perspective plan for 20 years was prepared for each port and a business plan for seven years, which is being reviewed by the Empowered Sub-Committee of the

COI. The report on the Perspective plan for major ports indicated an investment of Rs.72,000 crore against an investment of Rs.57,000 crore projected earlier in the financing plan.

4.23.58 Recognising that the shipping industry is moving towards large vessels, a working group under the chairmanship of Member (Transport), Planning Commission, was formulated to finalise the Dredging Plan. Dredging projects are in different stages of approval and implementation. A high level committee has finalised the plan for improving rail-road connectivity of major ports (four-lane roads and dual-line rail connectivity) within a period of three years and most of the projects are under implementation. Issues relating to environmental clearances were also addressed. Further, changes in customs procedures have been carried out with a view to reducing the dwell time and transaction costs. The report of the Inter-Ministerial Group under Secretary, Department of Shipping, to reduce dwell time at ports to bring it in line with international standards accepted by the COI. To address reduction in dwell time relating to activities beyond the control of ports and customs, the COI constituted an Inter-Ministerial Group under the Finance Secretary.

4.23.59 Government has also delegated powers to the respective Port Trusts for facilitating speedier decision-making and implementation. An Inter-Ministerial Group under Secretary, Department of Revenue, set up by the COI has finalised its report on simplifying customs procedures and streamlining the functioning of container freight stations and it has been accepted by the COI.

4.23.60 As per the Financing plan for the development of ports, development of Major Ports would require an investment of

Rs.57,452 crore between 2006-07 and 2011-12 while development of other ports (i.e. ports not owned by the Central Government) would require Rs. 35,933 crore over the same period, aggregating to Rs. 93,385 crore. Of this, an investment of approximately Rs. 68,835 crore is envisaged from PPPs. The report of the Task Force on the Tariff Setting Mechanism and Bidding Parameters has been approved by the Empowered Sub-Committee of the COI. Department of Shipping will provide timelines for finalisation of tariff by the Port Trusts of all projects for which RFQ is expected to be issued in 2009-10. Improvements in the scale and quality of Indian port infrastructure envisaged there under are expected to significantly improve India's competitive advantage in an increasingly globalised world.

## POWER

4.23.61 Total investment in the electricity sector (including non-conventional energy) during the Eleventh Plan is projected at Rs.666,525 crore at 2006-07 prices or US\$166.63 billion. This investment would be about 2.3 times the investment anticipated in the Tenth Plan, and is comparable to the overall average of projected infrastructure investment for the Eleventh Plan of 2.36 times the anticipated level in the Tenth Plan.

4.23.62 The all-India installed generating capacity of utilities has increased to 1,47,965.41 MW as on 31 March 2009. This includes 93,725.24 MW of thermal, 36,877.76 MW of hydro and 4,120.00 MW of Nuclear and 13,242.41 MW of renewable energy sector. A target of 78,700 MW has been fixed for the Eleventh Plan, against the realised capacity addition of 16,000-21,000 MW across the previous three Plan periods. In the first two years of the current five-year plan, capacity of 13,174 MW has already been realised with an additional 2,733 MW of captive capacity. At the current level of

progress, a total additional generation capacity of 65,000-70,000 MW is expected to come up in the Eleventh Plan. The status of generating projects as on March 31, 2009 is given in the Table 8 below:

**Table 8:**  
**Status of Projects**

Status	Centre	State	Private	(MW)
				Total
Commissioned	3,990	7,094	1,933	13,467
Under Construction	17,457	12,919	14,294	44,670

4.23.63 Since 2003, 30 private power projects with a total capacity addition of 22,038 MW have achieved financial closure. In 2008-09, the private sector has contributed 883 MW of the total capacity addition of 3,454 MW. In terms of their efficiency improvements, private thermal power plants could realize improvements in their plant load factor to the extent of 91.0 per cent in 2008-09 which compares favorably against 71.2 per cent and 84.3 per cent of States' and Central power plants respectively.

4.23.64 Alongwith the other initiatives for reforms in the electricity sector, thrust is now being given to the implementation of provision of Open Access under Electricity Act, 2003. To operationalise open access, an Inter-Ministerial Task Force on Measures to Operationalise Open Access in the Power Sector has been constituted by the Secretariat for COI on 8 February, 2008 under the chairmanship of Member (Power), Planning Commission. The Task force held a meeting with the Electricity Regulators on 28 November, 2008 to discuss the issues in implementing open access in states. The suggestions of the regulators have been incorporated and the report has been finalised.

The Inter-State Open Access Regulations have been issued but out of 21 state regulators which have issued the intra-state open access regulations for transmission and distribution 19 regulators have allowed open access to consumers with connected load greater than or equal to 1 MW and not a single case of open access has been registered till date. In order to encourage private sector participation, government is entering into PPP projects for which the Model RFP Document for Technical Consultant for Transmission Systems recommended in January 2008 by the Task Force on measures for attracting private investment in transmission systems, constituted under the chairmanship of Member (Power), Planning Commission, has been approved by the ESCOI at its meeting held on April 13, 2009. The Model RFP document for Legal Consultant for Transmission Systems and Model Transmission Service Agreement are under finalisation. Private participation through PPP mode in intra-state transmission systems has also been initiated with the RFQs having been issued for the evacuation of 1,424 MW Adani Power at Mohindergarh and from the Jhajjar 2x660 MW Thermal Power Project in the State of Haryana in 2008-09. Some other states are also exploring the possibilities of attracting private investment in transmission.

4.23.65 Launched in 2005, nine Ultra Mega Power Plants (UMPPs) each with an initial capacity of 4,000 MW are expected to draw in Rs. 160-200 billion of private investment. Four UMPPs have been awarded out of which three have been awarded to Reliance Power Ltd. in respect of Tilaiya (Jharkhand), Sasan (Madhya Pradesh), and Krishnapatnam (Andhra Pradesh). The Mundra UMPP in Gujarat is being developed by Tata Power Company Ltd.

## TELECOMMUNICATIONS

4.23.66 India has the third largest telephone network in the world with 430 million connections grown at an annual average growth rate of about 43 per cent in the year 2008-09. The status of teledensity and other growth indicators is given in the Table 9 below:

**Table 9:**  
**Telecom Status in India, March 2009**

Number of telephone connections (in million)	429.72
Teledensity (%)	36.98
Broadband subscribers (in million)	6.22
Wireless subscribers (in million)	391.76
Wireline subscribers (in million)	37.96

4.23.67 The share of wireless in the total number of phones is 91.17 per cent (391.76 million) as on March 31, 2009, in which the private sector share is about 85 per cent. The top three private sector providers, viz., Bharti, Reliance and Vodafone account for 60 per cent of the wireless customer base of 346.9 million. Bharti, the market leader, has a share of 24.69 per cent in this segment.

4.23.68 As on March 31, 2009, the total subscriber base of fixed (Wireline) lines stood at 3.80 crore. The public sector BSNL and MTNL have 77.84 per cent and 9.32 per cent market share respectively, while rest 12.83 per cent is occupied by the five private operators

4.23.69 Total investment in the telecom sector in the Eleventh Plan is projected to be Rs. 2,58,439 crore or US\$ 64.61 billion, of which 68.75 per cent is expected to come from the private sector. Investment of

Rs.38,134 crore is expected to be made in 2008-09.

4.23.70 The special programme, Bharat Nirman for upgradation of rural infrastructure, launched in 2005, aims to connect the remaining 66,822 villages with telephones in the Eleventh Plan with an investment of Rs. 16,000 crore.

4.23.71 The gross revenue of the telecom industry for the last quarter of 2008 is Rs.39,408.16 crore which has shown an increase of 5.95 per cent. The Adjusted Gross Revenue (AGR) share of public and private sector is 28.75 per cent and 71.25 per cent respectively for the quarter ending December 2008.

4.23.72 To resolve congestion in 2G mobile services and to stimulate competition, 3G value added services, enabling live TV, high-speed mobile broadband, movie downloads and other gen-next services, have been introduced in India. The auctioning for the spectrum would be conducted in four stages. BSNL and MTNL have already launched 3G services in 13 cities, including Delhi and Mumbai

4.23.73 To meet the future challenges of the sector, the Government has initiated a unique initiative of setting up of Telecom Centres of Excellence (TCOEs) at selected Indian Institute of Technology (IITs), IIM Ahmedabad and Indian Institute of Sciences (IISc) Bangalore and Industries in PPP mode.

#### 4.24 SOCIO-ECONOMIC RESEARCH DIVISION

##### Grants-in-aid for Socio-Economic Research

4.24.1. Socio Economic Research Division deals with the scheme of grants-in-aid to

Universities / Research Institutions for undertaking research Studies and organising Seminars & Conferences, which are relevant for the programmes and policies of the Planning Commission.

4.24.2. Grants-in-aid amounting to Rs.199.84 lakh was released during the year 2007-08 comprising Rs.167.38 lakh on Studies and Rs.32.46 lakh on Seminars / Workshops. The RE for the year 2007-08 was Rs. 200.00 lakh.

4.24.3 Proposals for grant-in-aid for 19 Studies and 23 Seminars were approved by GOAs. Final reports in respect of 27 ongoing studies were received during the year 2007-08. These are listed at *Annexure- 4.24.1*.

4.24.4 Grants-in-aid amounting to Rs.146.58 lakh was released during the year 2008-09 comprising Rs.102.58 lakh on Studies and Rs.44.00 lakh on Seminars / Workshops.

(Rs. in lakhs)

Grants-in-aid (2008-09)	Approved (BE)	Released
Total	210.00	146.58
Studies		102.58
Seminars		44.00

4.24.5. Proposals for Grants-in-aid for 15 Studies and 36 Seminars for the year 2008-09 were approved by GOAs (Group-of-Advisers). These are listed at *Annexure- 4.24.2* and *Annexure- 4.24.3*.

## Annexure-4.24.1

The following Studies have been completed during the year 2007-2008 under the SER Scheme of Planning Commission:

Sr. No.	Title of the Study	Institution / Researcher
1.	Estimation of National Parameters for Project Appraisal in India	Institute of Economic Growth University of Delhi, Delhi
2.	Making JFM Work Towards Forest Conservation in Orissa Conceptual Institutional and Participatory Issues	Nabakrushna Choudhry Centre for Development Studies, Bhubaneswar Orissa
3.	India and China in WTO Building Complementarities of Competitiveness in the External Trade Section	Institute for Studies in Industrial Development, New Delhi
4.	Impact Study on Development and Environment of Agriculture and Allied Activities in M.P through Krishi Vigyan Kendra	Centre for Rural Development and Environment, New Delhi
5.	Employment Generation in Post Globalization Era in Greater Mumbai	The EFI Social and Labour Research Foundation, Mumbai
6.	The Role of Panchayat Raj Institutions (PRIs) in Execution and Implementing of Plan Projects in Union Territories	Institute of Social Sciences, N.Delhi
7.	Socio Economic Conditions of Adolescent Girls- In States of U.P, M.P, W.B, Orissa, Uttrakhand, Jharkhand, Punjab, Haryana, Chhattisgarh, Rajasthan, H.P, Bihar	Mathura Krishna Foundation for Economic and Social Resource Development, Mujaffarpur, Bihar
8.	The Socio-Economic Determinants-Behind Mortality and Maternal Mortality	The Indian Trust for Innovation of Social Changes, New Delhi
9.	A Study of Food Related Nutritional-Deficiency in KBK Districts of Orissa.	Agricultural and Rural Development Consultancy Society, Bhubaneswar
10.	Hungry people and Empty Hands: Need for Vigorous Implementation of N.P.P-2000 in Bihar: An Empirical Study	BRA Bihar University {Prof. Chakradhar Sinha (Retired)}, Department of Economics, Muzafarrpur, Bihar
11.	Entrepreneurial Challenges for SC Persons in India- A study for the States Bihar, Maharastra, Punjab, U.P and W.B	Bhartiya Sishu Evam Mahila Vividh Vikash Samiti,(Indian Society for Integrated Women and Child Development), New Delhi.
12.	Functioning and Performances of Swashakti and Swayamsiddha Projects	Solidarity of the Nation Society, Gonda, (U.P)

Sr. No.	Title of the Study	Institution / Researcher
	in India- A study for States of U.P, M.P, Uttrakhand, Jharkhand, Punjab, Haryana, Chhattisgarh, Rajasthan, Bihar, Gujarat, Karnataka, Andhra Pradesh	
13.	Psycho Socio Impact of Terrorists Violence Activities on Women and Children in the District of North Cachar Hills, Assam and Insurgency as represented by ULFA & BODO In the State of Assam	S.P Memorial Shiksha Niketan Samiti, Delhi
14.	Scheme of Setting Up Educational Complexes in Low Literacy Pockets for the Development of Women's Literacy Evaluation Report-for States viz: Andhra Pradesh, M.P, Orissa and Rajasthan	SANKALP, An All-India Organisation for Integrated Participatory Development, New Delhi.
15.	Evaluation of SGSY in Selected Blocks of Madhya Pradesh	EKATRA- Society for Development Alternatives for Women, New Delhi
16.	Multiple Impact of Drought and Assessment of Draught Policy in Major Drought Prone State in India- An Empirical Study of Gujarat	Centre for Development Alternatives, Ahemdabad
17.	Livelihood options, Assets Creation out of Special Component Plan (SCP) & Tribal Sub Plan (TSP) schemes & Programmes & its Impact among Schedules Castes/Scheduled Tribes in the States of U.P, Bihar, Gujarat & Chhattisgarh	Socio-Economic & Educational Development Society, New Delhi
18.	Impact of the Provision of Panchayats (Extension of Schedule Areas) Act 1996 towards Tribal Development in Mandhla and Dindhori Districts of M.P	Society for Resource Integration & Development Action, Jabalpur (M.P)
19.	Comparative Study of Regulatory Framework in Infrastructure Sector Lessons for India	Consumer Unity and Trust Society (CUTS), Jaipur
20.	Growth of India Agriculture A District Level Study	Department of Economics, Punjab University, Chandigarh
21.	Intellectual Property Rights and the Impact of Trips Agreement with Reference to Indian Patent Law	Department of Corporate Secretaryship, Alagappa University, Karaikudi



Sr. No.	Title of the Study	Institution / Researcher
22.	Participatory Irrigation Management in Andhra Pradesh	Development Support Centre, Ahemdabad, Gujarat
23.	Transformation of Rural Economy during last Decade and its Impact in Un-organized Sector	Marathwada Institute for Training Research Education and Unemployment, Aurangabad
24.	Chronic Poverty in the Remote Tribal Areas	Madhya Pradesh Institute of Social Science Research, M.P
25.	Agricultural Perspective Planning in Bihar	Techno Economic Research Institute, New Delhi
26.	Rural Industrialization in Bihar	Asian Society for Entrepreneurship Education and Development Aseed House, New Delhi
27.	Impact of Scheme of Training and Rehabilitation on the Socioeconomic Improvement of Scavengers in Rajasthan	Institute of Social Development, Udaipur

## Annexure- 4.24.2

The following research studies have been approved during the year 2008-09:

Sr. No.	Title of the Study	Institution / Researcher
1.	Performance of Agriculture in River Basins of Tamil Nadu in the Last Three Decades-A Total Factor Productivity Approach	Tamil Nadu Agricultural University, Centre for Agriculture and Rural Development Studies, Coimbatore.
2.	Extent to Decentralization of Local Planning and Finances in West Bengal	Gramin Vikas Sewa Sanstha, W.B
3.	Present Status and Utilization of Land Allotted to the SC's Families and its impact in Andhra Pradesh, Uttar Pradesh and West Bengal	Haryali Centre for Rural Development, New Delhi
4.	Non-Governmental Development Sector in India: A National Study on its Structure, Linkages and Opportunities	Institute of Small Enterprises and Development, Cochin
5.	SME Cluster in India: Identifying Area of Intervention for Inclusive Growth	Institute of Studies in Industrial Development, New Delhi
6.	Dimensions of Moral, Physical and Economic Exploitation of Exodus of Tribal Women from Tribal areas" of Chhattisgarh, Jharkhand, M.P and Orissa for new and upcoming opportunities- An in-depth study	Society for Regional Research and Analysis, New Delhi
7.	Changing Socio-Economic Condition and Livelihood of Geographically Isolated Tribal Community in Khandamal and KBK Districts of Orissa	Amity University, NOIDA
8.	Status of Panchayat Extension to Scheduled Areas 12.Status of Panchayat Extension to Scheduled Areas	P. R. Memorial Foundation, New Delhi
9.	Forest Village Development Programmes for Scheduled Tribes in the States of M.P and Chhattisgarh	Noble Social and Educational Society, Tirupati..
10.	Governance and Development of Rural India -A Case Study of Uttarakhand State	Major D.S.Bisht (Retd.) Central Himalayan Institute 37/3, Nehru Road Dehradun- 248 001
11.	Impact of Bottom up Planning under PRIs and Women Participation therein in the State of Jharkhand, Chhattisgarh, Madhya Pradesh, Gujarat, Maharashtra and Orissa	Society for Tribal Women for Development, New Delhi

Sr. No.	Title of the Study	Institution / Researcher
12.	Sustainable Production System for Food Nutritional and Livelihood Security in Mountains of Himachal Pradesh	CSK H.P Krishi Vishvavidyalaya, Palampur
13.	Impact Assessment of Externally Aided Projects (EAPs) Interventions on Livelihood of the Poor and Marginalized in KBK Districts of Orissa	Centre for Rural Development, Bhubaneswar
14.	Bonded Labour Rehabilitation Scheme under Centrally Sponsored Bonded Labour System Act, 1976 in the States of Madhya Pradesh, Orissa, Rajasthan, Tamil Nadu and U.P	Socio-Economic & Educational Development Society, RFZ 754/29, Rajnagar-II, Palam Colony, N.Delhi
15.	Road User Taxes in India- An analysis of issues in Tax Policy and Governance	Foundation for Public Economics & Policy Research, Delhi

## Annexure- 4.24.3

The following Seminars have been approved during the year 2008-09:

Item No.	Title of the Seminar	Name of Institution
(1)	(2)	(3)
1.	N.S on “Domestic Violence against women & Role of domestic Violence Act.	Pt. G.B. Pant Institute of Studies in Rural Development.
2.	Distance Education to Animal farmers engaged in animal husbandry and live stock activities.	Indian Association for Animal Production, Noida.
3.	N.C on “Socio Economic condition of indigenous and tribal people of India.	Indian Confederation of indigenous and Tribal People, New Delhi.
4.	4 <sup>th</sup> International Conf on “Env, Population & Suatainable development, HIV/AIDS, Alcoh abuse, drug abuse and human right.	Drg Abuse Information Rehabilitation & Research Centre, Mumbai.
5.	N.S on “Gender Budgeting & Women Empowerment”.	SUPATH Gramodhyog Sansthan, Gujarat.
6.	Heralding economic resurgence in Manipur through Micro and Small Enterprises	Indian Council of Small Industries, Kolkata.
7.	N.S on “Trafficking of women & children to Metropolis as maid servant.	Global Environment & Welfare Society, New Delhi.
8.	Prospective Eco-friendly Agriculture and Allies Avocation for employment generation among BPL and AP group.	Haldane Society for Economic Research & Enterprise Development, Kolkata.
9.	Seminar on Dynamic of Transformative cooperation in Business & Society : A millennium Challenge	BITS, Pilani
10.	22 <sup>nd</sup> A.C of the Indian Society of Agricultural Marketing.	Indian Society of Agricultural Marketing, Nagpur.
11.	Environmental & Social Challenges of Mineral Intensive Growth in Orissa.	Association of Development Initiative, New Delhi.
12.	Human Development in Jharkhand: Perspective & Policies.	Institute for Human Development, New Delhi.
13.	Impact of Micro Finance on Agriculture Development.	Haridanga Ramkrishna Vivekananda Sangha, Kolkata.
14.	Emerging issues in quality and safrety of fish	Tamil Nadu Veterinary & Animal

Item No.	Title of the Seminar	Name of Institution
(1)	(2)	(3)
	and shellfish	Sciences University, Thoothukudi
15.	10 <sup>th</sup> D.T.Lakadawala Memorial Lecture.	Institute of Social Sciences, New Delhi.
16.	Regional Workshop on “Economic Enterprises Development for Self Help Promotional Institutions (SHPIs)	Development Research Communication & Service Centre, Kolkata
17.	National Round Table Discussion on the report of the expert group on development challenges in extremist affected area	Institute for Human Development, New Delhi.
18.	Workshop on Mainstreaming Public-Private Partnership in Agriculture Innovations	Rajagiri Out Reach Service Society (ROSS), Kerala
19.	1 <sup>st</sup> Annual Conference of the Human Development & Capability Association (HDCA) to be organized on 11-13 September, 2008 at New Delhi.	Institute for Human Development, New Delhi
20.	Regional Conference on “Food Security & Sustainable Agriculture Development”	Indira Gandhi National Open University (IGNOU), and New Delhi
21.	National Consultation on the Role of Civil Society in the 11 <sup>th</sup> Five Year Plan” to be held in November-December, 2008 at New Delhi.	Centre for Budget & Governance Accountability, New Delhi.
22.	N.W on “Extension Strategies for Fisheries Development: Reorienting the service delivery and support system.	Central Inst. of Fisheries Education, Mumbai.
23.	International Seminar on “India and Major Power in Central and West Asia: Challenges and Opportunities”	Jamia Millia Islamia University, Delhi.
24.	Seminar on Prevention and Rehabilitation Strategies of Child Labour in West Bengal	Tutepara Society for Rural Development, Tutepara
25.	National Seminar on “ Social Audit of National Rural Employment Guarantee Scheme (NREGS) and Role of PRIs /Civil Societies in r/o U.P”	NOVA, Lucknow
26.	Indo Japanese workshop on “Studying village economics in India.	Indian Statistical Institute, Kolkata
27.	Regional Seminar on Current Agrarian Issues: Responses of Agricultural Information	International Extension Forum, TND

Item No.	Title of the Seminar	Name of Institution
(1)	(2)	(3)
	System	
28.	50 <sup>th</sup> Annual Conference of	ISLE, New Delhi
29.	Bharat Ram Memorial Seminar on Economics, Lawlessness and Justice	Shri Ram Centre for Industrial Relations & Human Resources, New Delhi
30.	I.C on “Indo-Arab-Iran Relations to Promote Cooperation in Socio, Political, Economy and Culture in the Region”.	Guhati University.
31.	Regional Workshop on Economic Independence of women through NREGS problems and prospects	Kerala Educational Dev. & Employment Society, Thiruvanthapuram
32.	44 <sup>th</sup> Annual Conference of the Indian Econometric Society	Indian Econometric Society, New Delhi
33.	Regional Seminar on “Impact of Public Private Partnership in Health on Public Health Services, Equity & Quality”.	Basti Area Development Council, Balasore (Orissa)
34.	Homa Farming into the mainstream of Indian Agriculture system	Five Fold Path Mission, Maharashtra
35.	N.S on Tribal House Hold Energy & Health Awareness Values.	B.P. Rural Dev. Society, Meghalaya
36.	Workshop to finalize the Papers on Avoided Deforestation Incentive Mechanism for States	DG – ICFRE

4.24.6. Final reports in respect of 20 ongoing studies have been received during the year 2008-09. These are listed at **Annexure-4.24.4.**

4.24.7. A total number of 156 study reports have been placed so far on the web-site of the Planning Commission for wider use in research and planning development.

4.24.8. Planning Commission receives the study reports in hard copies as well as on

CD/floppies. For easy accessibility and for better utilization and exchange of views these reports are put on the Web site of the Planning Commission. Copies of the reports are also circulated to concerned Departments/Ministries at the Centre and States and senior officers of the Planning Commission. The concerned divisions in the Planning Commission process the study reports from the point of view of their relevance for policies and programmes.

## Annexure- 4.24.4

The following Studies have been completed during the year 2008-2009:

Sr. No.	Title of the Study	Institution / Researcher
1.	State Finances in India - Recent Development	National Institute of Public Finance & Policy, 18/2, Satsang Vihar Marg, Special Institutional Area, N.Delhi
2.	Post Matric Scholarship (PMS) Scheme and its Impact on SCs Students in the States of Andhra Pradesh, Bihar, Chattisgarh, Maharastra, Punjab, Uttar Pradesh and West Bengal	P.R. Memorial Foundation, New Delhi
3.	District Planning Status and Way Forward	Dr. Avinash Chandra ( Individual Researcher), New Delhi
4.	Comparative study on Infant Mortality and Fertility among Rural, Tribal Slum Population in Balasore District of Orissa	Basti Area Development Council, Balasore, Orissa
5.	Impact of Irrigation and Minor Irrigation Under AIBP in Uttarakhand State	Development Centre for Alternative Policies, N.Delhi
6.	Impact of Rural Infrastructure	U/o Kolkata, Presidency College ( Dr. Samit Kar), Kolkata
7.	Extension of MSP: Fiscal and Welfare Implications	Integrated Research and IRADe Action for Development, N.Delhi
8.	Empowerment of Women Through Participation in Panchyati Raj Institution PRI's): Some Structural Impediments and a Training Strategy	Institute of Social Development, Udaipur, Rajasthan
9.	Mid-term Evaluation of the Composition & Working of Swarnjayanti Gram Swarozgar Yojana (SGSY) in 24 Parganas South District (West Bengal)	Lok Kalyan Parisad (Prof. Durga Das Roy), Kolkata.
10.	Evaluation/Impact Assessment of Rural Sports Programmes in India	Centre for Market Research & Social Development, New Delhi
11.	Child Friendly Panchayats- A study of Rural Child Development Indicators in Tamil Nadu	Shanti Ashram, Coimbatore
12.	Impact Study of Rehabilitation & Reconstruction Process in Post-Super Cyclone, Orissa	Gramin Vikas Sewa Sanstha, West Bengal.

Sr. No.	Title of the Study	Institution / Researcher
13.	<b>Pattern of OBC Reservation in Kerala State</b>	<b>Dr. M.Sivaraman, Centre for Management Development, Trivandrum</b>
14.	<b>Pattern of OBC Reservation in Tamil Nadu State</b>	<b>Prof. M.Anandakrishnan, Madras Institute of Development Studies, Chennai</b>
15.	Policy Exclusion of Urban Poor in India	Samya- Centre for Equity Studies, New Delhi.
16.	Economic of Fish Farming in Flood Prone Areas of Bihar with Special Reference to Koshi River System	Chanakya Educational Trust (Anga Institute of Research, Planning and Action), Bhagalpur, Bihar
17.	A Study of Performance, Impact and Replicability of Kudumbasree Project: A Poverty Eradication Programme in Kerala	Kerala Development Society, New Delhi
18.	State of Mental Health: Delhi State	MANAS Foundation, New Delhi
19.	Socio Economic Disability & Unemployment Problems among Muslims of Other Backward Classes	Global Environment and Welfare Society, New Delhi
20.	Special Central Assistance to Scheduled Castes & Scheduled Tribes in Andhra Pradesh, Maharashtra, Orissa & Tamil Nadu	Sri-Venkateswara University, Tirupati.

#### 4.25 STATE PLANS DIVISION

4.25.1 The State Plans Division in the Planning Commission is entrusted with the responsibility of assisting in finalizing the Annual Plans and Five Year Plans of States/Union Territories. The Division coordinates all activities relating to the formulation of plans of States/Union Territories such as issuing of guidelines, organizing meetings between Deputy Chairman and Chief Ministers /Governors /Lt.Governors of States/Union Territories for deciding the plan size as well as organizing Working Group Meetings for finalization of

sectoral outlays of States/Union Territories. The Division also deals with matters relating to sanction of Additional Central Assistance to States/Union Territories for specific schemes /projects and also proposals regarding externally aided projects and revised outlays of States/Union Territories. Matters relating to Inter-State and Centre-State relations on Planning as referred to by the Inter-State Council, Natural Calamities and recommendations of the Finance Commission are also dealt by this Division. The Division is the repository of detailed information relating to Plan Outlays and Expenditure of States /Union Territories.



4.25.2 During the year 2008-09, besides performing the above functions, the Division dealt with VIP references and Parliament Questions relating to the States/Union Territories Annual Plan outlays, Revised Outlays, Expenditures and Externally Aided Projects etc.

#### Annual Plan 2008-09:

4.25.3 The meetings at the level of the Deputy Chairman with Chief Ministers of States/Union Territories to discuss the Annual Plans of different States and Union Territories were held during the year 2007-08 so that the approved Plan could provide a timely and meaningful input into the State budgets for 2008-09.

4.25.4 A total of Rs. 63431.50 crore was provided in the Budget Estimates for 2008-09 as Central assistance for State and UT Plans of which Rs. 17991.98 crore was on account of Normal Central Assistance, Rs. 4550.00 crore as Additional Central Assistance for Externally Aided Projects and the remaining Rs. 40789.52 crore for special programmes like Backward Regions Grant Fund (BRGF), Jawaharlal Nehru National Urban Renewal Mission etc.

4.25.5 With a view to ensuring investment in priority sectors as per plan objectives, the practice of earmarking of outlays under selected schemes/projects was continued. Outlays under various schemes like National programme for Adolescent Girls, fund given under Article 275(1) for welfare and development of Scheduled Tribes and for improving the administration in scheduled areas, Accelerated Power Development Reform Programme, Accelerated Irrigation Benefit Programme, Border Area Development Programme and also ACA given for specific schemes were earmarked.

#### Strengthening State Plans for Human Development (SSPHD):

4.25.6 As a follow-up to the United Nations Development Programme (UNDP) assisted, State Human Development Project, the Planning Commission initiated the “Strengthening State Plans for Human Development” Project in July 2004. Planning Commission is the executing agency while State Governments are the implementing agencies for the Project. The project was initiated with eight States, which got expanded to seven more states who had completed their SHDR. Its duration has been extended from December 2007 to December 2009.

The key activities under the Project are:

- a) Capacity building of State Planning Departments/ Boards through technical assistance and training.
- b) Identifying strategic options for Human Development (HD) Financing.
- c) Strengthening State/District Statistical systems through appropriate capacity building initiatives.
- d) Strengthening the advocacy efforts for dissemination of HD messages.
- e) Capacity assessment and capacity development at the State level for officials to monitor and evaluate human development programmes and schemes.
- f) Capacity development of planners and policy makers to design implement and monitor programmes to enable equitable access to resources and benefits across women and men.

4.25.7 The Project is expected to strengthen understanding on the concept of Human Development at all levels including line departments, district administrators and local

bodies. It would address the limitation of data system and enhance States capacities to identify sustainable sources of financing human development. It is also expected to disseminate HD concepts and issues at all levels leading to HD based State and district planning and create an enabling environment for enhanced integration of gender concerns within the planning machinery.

#### **State Development Report (SDRs):**

4.25.8 To provide a quality reference document on the development profile and set out strategies for accelerating the growth rate of States, the Planning Commission in coordination with the State Governments and independent institutions & experts is preparing State Development Reports (SDRs). 14 SDR's were released till April 2009 viz. Assam, Punjab, Orissa, Jammu & Kashmir, Himachal Pradesh, Rajasthan, Tamil Nadu and Maharashtra Uttar Pradesh and Karnataka. Development Reports of Kerala, Sikkim, Lakshadweep and Andaman & Nicobar Islands are expected to be released by March 2008.

#### **Island Development Authority (IDA):**

4.25.9 The Island Development Authority Cell serves as the secretariat for the Island Development Authority constituted under the Prime Minister and its Standing Committee under Deputy Chairman, Planning Commission. The IDA decides on policies and programmes for integrated development of Andaman & Nicobar Islands and Lakshadweep, keeping in view all aspects of environmental protection as well as the special technical and scientific requirements of the islands, and reviews the progress of implementation and impact of the development programmes.

4.25.10 The Twelfth meeting of the IDA under the Prime Minister was held on 19<sup>th</sup> January 2009. The meeting reviewed the progress in Andaman & Nicobar and Lakshadweep and directed a Committee of Secretaries that may be review a fix timelines on important issues of the related to the development of the Islands.

#### **Disaster Management and Natural Calamity Relief:**

4.25.11 Officers from State Plans Divisions were part of the Inter-Ministerial Central Team that were formed to visit States to assess the situation in the wake of a calamity. During the year Central Teams visited Andhra Pradesh, Assam, Arunachal Pradesh, Bihar, Himachal Pradesh, Karnataka, Kerala, Madhya Pradesh, Mizoram, Orissa, Sikkim Tamil Nadu and Uttar Pradesh. During the year the State Plans Divisions examined proposals of State Government's of Andhra Pradesh, Arunachal Pradesh, Sikkim and Tamil Nadu seeking assistance for reconstruction of their damaged infrastructure due to natural calamities during 2005. Planning Commission's recommendations were forwarded to National Disaster Management Authority (NDMA) and Ministry of Home Affairs. The Division also examines and scrutinizes from a development perspective policy proposals of the Ministry of Home Affairs relating to disaster management.

#### **4.26 DEVELOPMENT OF NORTH EASTERN REGION**

4.26.1 Within an overall State oriented view point, certain States/region, for historical and special reasons, call for a focused area development approach. Various policy initiatives, including fiscal incentives and targeted programmes have been evolved in the past to achieve this objective. Planning Commission's strategy in this regard has been

to supplement the efforts of the State Governments by targeting such disadvantaged areas with funds for capital investments.

4.26.2 The North Eastern Region comprises Assam, Arunachal Pradesh, Manipur, Meghalaya, Mizoram, Nagaland and Tripura. For development purposes, Sikkim too has been included as a part of north eastern region. Development of North Eastern Region have been affected due to the factors like difficult geographical location, transport bottlenecks, natural calamities, etc. Special focus had been given on the economic development of the north eastern region including Sikkim during the earlier Plan periods and strategies adopted for removal of infrastructural bottlenecks, provisioning of basic minimum services and creating an overall environment for private investment. The Government of India created Ministry of Development of North Eastern Region (DoNER) to coordinate and give impetus to the Centre's development efforts.

4.26.3 Central assistance on liberal terms to the special category States of the North East have been a feature of planning. Further, a number of special arrangements and initiatives have been taken through various Central Ministries to accord priority to the development of the region. The North Eastern Council (NEC) set up in the year 1972 is a regional planning body for securing a balanced development of the NE region by taking up projects of regional priorities. The role of the Ministry of Development of North Eastern Region (DoNER) is to create synergy and ensure convergence of programmes by coordinating the efforts of both Central agencies and the State Governments and by meeting the last mile resource needs for completion of projects. The Ministry is to act as a catalyst in stimulating the development process of the region. The Table below indicate the projected outlays for the 11<sup>th</sup> Five Year Plan and agreed outlays for Annual

Plans 2007-08 and 2008-09 of North Eastern States and the Ministry of Development of North Eastern Region:

4.26.4 The projected outlay for the 11th Plan for the North Eastern States as finalized by the Planning Commission is given in the Table below:

#### 11<sup>th</sup> Plan projected outlay for the North Eastern States

S.No.	States	Rs. Crore
1	Arunachal Pradesh	7901.00
2	Assam:	23954.00
3	Manipur:	8154.00
4	Meghalaya	9185.00
5	Mizoram:	5534.00
6	Nagaland:	5978.00
7	Sikkim:	4720.00
8	Tripura:	8852.00
	<b>Total</b>	<b>74278.00</b>

#### Annual Plan Outlay for 2007-08 and 2008-09 of North Eastern States

(Rs. in Crore)

State	Annual Plan 2007-08	Annual Plan 2008-09
Arunachal Pradesh	1320.00	2065.00
Assam	3800.00	5011.51
Manipur	1374.31	1660.00
Meghalaya	1120.00	1500.00
Mizoram	850.00	1000.00
Nagaland	900.00	1200.00
Sikkim	691.14	852.00
Tripura	1220.00	1450.00
<b>Total</b>	<b>11275.45</b>	<b>14738.51</b>

**Annual Plan Outlay for 2007-08 and 2008-09 of  
Ministry of Development of North Eastern Region**

		Rs. Crore	
	<b>A. Central Schemes</b>	2007-08	2008-09
1,	NEDFi	60.00	60.00
2.	Advocacy	6.50	6.50
3,	Capacity Building	12.00	12.50
4.	North Eastern State Road Projectss (ADB assisted)	0.01	1.00
5.	NER Livelihood Project ( World Bank assisted)	-	1.00
6.	Development Of Inland Waterways in NE region	1.49	--
	<b>Sub - total (Central Scheme )</b>	<b>80.00</b>	<b>81.00</b>
	<b>B. Central Assistance (State Plan)</b>		
1	NEC	600.00	624.00
2	NLCPR	636.00	650.00
3	BTC (Special Package)	100.00	100.00-
	<b>Sub - total (State Plan )</b>	<b>1336.00</b>	<b>1374.00</b>
	<b>Grand Total (A+B)</b>	<b>1416,00</b>	<b>1455.00</b>

4.26.5 Central Assistance provided to the States under their Plans include funds for programmes like Border Area Development Programme (BADP), Hill Area Development Programme (HADP), Shifting Cultivation, Accelerated Power Development & Reforms Programme (APDRP), Urban Renewal Mission, Accelerated Irrigation Benefit Programme (AIBP), National Social Assistance Programme (NSAP), Mid-day Meals (MDM), Roads and Bridges, Initiative for strengthening for Urban Infrastructure (ISUI), Grant-in-aid under Article 275(1) Externally Aided Projects (EAPs) etc. Funds are also provided as Additional Central Assistance (ACA) / Special Plan Assistance (SPA) for specific projects.

4.26.6 The central schemes of Ministry of Development of North Eastern Region (DoNER) include Advocacy, Capacity

Building, NEDFi, North Eastern State Road Projects, NER Livelihood Project and state sector schemes (*Central Assistance to the state plan*) include plan programmes of North Eastern Council and projects funding under Non Lapsable Central Pool of Resources (NLCPR) and Special Package to the Bodoland Territorial Council (BTC).

#### 4.27. TRANSPORT DIVISION

4.27.1 The transport division is primarily involved in the process of planning and development for the transport sector to meet the growing traffic demand in the country. It is also concerned with overall budgetary planning for various modes of transport for attaining appropriate inter-modal mix in the transport network. Some of the important activities undertaken are indicated below:

- Demand assessment for transport services of passenger and goods traffic.
- Assessment of existing capacity of different modes and estimation of resource requirement for the plan.
- Identification of role of private sector investment in the infrastructure and transport services to supplement the government efforts.
- Overall planning of transport sector in the country.
- Finalization of annual plan outlay for various modes of transport.
- Assessment of resources of state road transport undertakings.
- Review of progress of major transport projects.

The salient activities undertaken during the year by transport division are as follows:

1. The chapter on the transport sector for the 11<sup>th</sup> plan document (English & Hindi) was vetted.
2. The chapter on the transport sector for the annual plan 2008-09 document was finalized.
3. Carried assessment of resources of 38 state road transport undertakings for the annual plan 2009-10, which involves physical and financial parameters of passenger and freight services operation by the undertakings for the purpose of inclusion of the resources generated in the Annual Plan of the concerned State Government. The undertakings during the discussions were also advised to take suitable measures to improve their performance and bring down the increasing losses.
4. Externally Aided Project proposals for the Annual Plan 2009-10 for some of the states were discussed and recommendations made after in-depth examination.
5. Annual Plan 2009-10 proposals in respect of State Governments /UTs were discussed and recommendations made after in-depth examination.
6. Annual Plan 2009-10 proposals of the central ministries were discussed and recommendations made after in-depth examination.
7. Investment proposals received from Central Ministries of Railways, Road Transport & Highways, Shipping and Civil Aviation were examined in association with Project Appraisal and Management Division before these were considered by the Expenditure Finance Committee (EFC), Public Investment Board (PIB) and Expanded Board of Railways (EBR).
8. A system of Half Yearly Performance Review (HYPR) meetings has been introduced as a monitoring mechanism to review the progress of various plan schemes. The HYPR meetings for Transport Sector Ministries were held to review the progress of various transport sector projects.
9. Participated and made significant contributions in the meetings of committee on infrastructure, relating to railways, roads, ports and airports, with the objective of initiating policies to ensure creation of world class infrastructure facilities, developing structures that maximize the role of Public Private Partnership and monitoring of infrastructure projects.

10. Participated in the meetings of the board of governors of construction industry development council.
11. Attended meetings of various committees / groups, which included committee on rural infrastructure set up by PMO on Bharat Nirman and Empowered Committee on PMGSY set up by the Ministry of Rural Development.
12. A number of board meetings of National Highway Authority of India (NHAI) were held during the year. The agenda items, which included detailed project reports for various segments of NHDP for award of contract were received for examination and comments offered as an input for decision making at the NHAI board meetings.
13. Finalized the working group report on logistics to develop an optimum, efficient, resilient, environment friendly and safe logistic system in the country.
14. Presentation on transport connectivity in the north-east was prepared.
15. The fourth meeting of the Steering Committee set up under the chair of member Shri Anwarul Hoda was held to review the progress of total transport system study being conducted by the M/S Rail India Technical Economic Services (RITES).
16. Examined various additional central assistance proposals and state development reports received from State Plan Division and offered substantive comments.
17. Carried out a review of the road and rail projects being implemented under the Special Plan in Bihar, with the representatives from the Government of Bihar, the Department of Road Transport and Highways and the Railway Board.
18. Acted as the Secretariat for the High Level Coordination Committee set up by PMO, under the chair of Member Secretary, for development of new road links between Delhi and Gurgaon.
19. Procedural modalities completed for enabling India to become a member of the international transport forum.

#### 4.28 TOURISM CELL

4.28.1 Tourism Cell is primarily involved in the process of planning, promotion and development of the Tourism Sector so as to ensure balanced and sustainable development of tourism in the country. It is also concerned with the formulation/implementation of policy issues concerning Tourism Sector to make it more responsive to the present and future requirements of the country. The important activities undertaken during the year 2008-09 are indicated below:

- Overall planning of tourism sector in the country.
- Finalisation of Annual Plan outlay for tourism sector.
- Review of progress of major tourism projects/schemes.
- Identification of role of private sector investment in the infrastructure and tourism services to supplement the Government efforts.

4.28.2 The salient activities undertaken during the year by Tourism Cell are as follows:

- The chapter on the Tourism sector for the 11<sup>th</sup> Plan Document (English & Hindi) was vetted.
- The chapter on the Tourism Sector for the Annual Plan 2008-09 document was finalized.
- Annual Plan 2009-10 proposals in respect of State Governments/UTs were discussed and recommendations made after in-depth examination.
- Annual Plan 2009-10 proposal of the Ministry of Tourism was discussed and recommendations made after in-depth examination.
- The proposal for creation of a temporary post of Additional Secretary in the Ministry of Tourism, for a period of four years upto 31.03.2011 was examined and comments offered.
- Proposals regarding modification of guidelines of the existing schemes viz. Assistance to IHMs/FCIs/IITTM/NIWS, Capacity Building for Service Providers, Incentive to Accommodation Infrastructure, and Assistance for Large Revenue Generating Projects were examined and comments offered.
- Investment proposals received from Ministry of Tourism was examined in the association with project Appraisal and Management Division before these were considered by the Standing Finance Committee (SFC), Expenditure Finance Committee (EFC) and Public Investment Board (PIB).
- The Half Yearly Performance Review (HYPR) meeting for Tourism Sector was held to review the progress of various Tourism Sector projects/schemes.
- Examined various Additional Central Assistance Proposals received from State

Plan Division and offered substantive comments.

#### 4.29 VILLAGE & SMALL ENTERPRISES

- Village & Small Enterprises Division deals with the following Ministries:
- Ministry of Micro, Small and Medium Enterprises
- Ministry of Textiles – Handloom, Handicrafts, Sericulture, Powerlooms and Wool.
- Ministry of Food Processing Industries

##### 4.29.1 Annual Plan 2008-09 for States /UTs

Annual Plan for 2008-09 proposals in respect of States/UTs were discussed and appropriate recommendations were made for finalising the Plans for the VSE Sector. Projects/schemes posed for Additional Central Assistance, External Aid, received from various States have been scrutinized and necessary comments, suggestions and recommendations made for implementation and necessary action.

##### 4.29.2 Annual Plan 2008-09 for Central Ministries

Annual Plan 2008-09 proposals in respect of Ministry of Micro, Small and Medium Enterprises, Ministry of Textiles(VSE)and Ministry of Food Processing Industries were discussed with the officials of Ministries and appropriate outlays were recommended. Half Yearly Progress of the Central Ministries was reviewed during the year.

##### 4.29.3 Other important activities of the Division

The developmental schemes/ Programmes under implementation in the VSE Sector by

various Ministries are catering to the needs of women, Scheduled Castes, Scheduled Tribes, Minorities, etc. as per mandatory requirements.

The Division also examined proposals for 'in principle' approval, SFC, EFC, CCEA Notes, etc. from the Ministries concerned and gave comments on proposals received from the these Ministries.

The Chapter on the VSE Sector for the Annual Plan 2008-09 document was finalised.

#### **4.30. VOLUNTARY ACTION CELL**

4.30.1 As a follow-up action on the National Policy on the Voluntary Sector 2007, three Expert Groups that were set up on the following subjects have had a number of meetings:

1. To review the experience of decentralized funding mechanisms and make suitable recommendations to Central Agencies.
2. To examine the feasibility of enacting a simple and liberal central law that will serve as an alternative all-India statute for registering VOs; and
3. To encourage the evolution of, and subsequent recognition to an independent, national level, self-regulatory agency for the Voluntary Sector.

4.30.2 In order to get a better focus and the benefit of the expertise of the group, three Task Forces have been constituted, one for each group from among the members of each Expert Group to look deeper into the issue to make recommendations. The Task Forces for the first and second Expert Group have met a number of times to take forward their mandate.

4.30.3 The Planning Commission Data base on VOs / NGOs is being constantly updated and four presentations were organized during 2008-09 under the 'Civil Society Window' initiative on different development related subjects by representatives of VOs / NGOs in Yojana Bhavan, Planning Commission.

#### **4.31 WATER RESOURCES DIVISION**

4.31.1 Water Resources Division of the Planning Commission is charged with the responsibility of formulation and monitoring of Plan, Programmes and Policies relating to Water Resources, which inter-alia includes irrigation (major, medium and minor projects), flood control (including anti-sea erosion works) and command area development. The Division is also responsible for the Plans, Programmes and Policies of rural and urban water supply and sanitation and solid waste management.

##### **4.31.2 Irrigation, Flood Control and Command Area Development**

- (i) The work of formulation of Annual Plan 2008-09 for various States and UT's were completed. Also Annual Plan 2008-09 of Central Ministries of Water Resources and Department of Drinking Water Supply was completed. Formulation of Annual Plan 2009-10 for various States and UT's is in progress.
- (ii) The outcome budget for the Ministry of Water Resources and Department of Drinking Water Supply was finalized in consultation with the concerned Ministries.
- (iii) On the directions of the Prime Minister in the NDC meeting, Planning Commission constituted a Task Force on Irrigation under the chair of Member (Water & Energy) for addressing the various issues



- relating to irrigation sector along with ways and means of identifying financing of the sector.
- (v) Water Resources Division was closely associated with the Bharat Nirman Programme for the development of rural infrastructure. The details of the Bharat Nirman is separately given elsewhere in the report.
  - (vi) The Planning Commission issued investment clearance for 20 major and medium irrigation projects and 34 flood control projects, total 54 projects. The list of projects is at Annexure.
  - (vii) Under Accelerated Irrigation Benefit Programme, an allocation of Rs. 5550.00 crore (grant) has been provided in 2008-09 against Rs. 3580.00 crore (grant) in 2007-08.
  - (viii) All the Central Sector Schemes of Ministry of Water Resources were appraised in the Division for their continuation in the Eleventh Five Year Plan. Also appraisal of State Sector schemes, Accelerated Irrigation Benefit Programme including National Projects, Command Area Development and Water Management, Repair Renovation and Restoration of Water Bodies both externally aided and domestic supported were appraised in the Division.
  - (ix) Officers of WR Division were members of the Central Team, which visited the flood-affected areas of Andhra Pradesh, Tamilnadu, Karnataka and Puducherry.
  - (x) The Annual Plan 2008-09 chapters on Irrigation and Water Supply is under preparation. Strategy and way forward for the sector are covered in the chapter.

## Annexure 4.31.1

**Investment Clearance of flood Control and Major and Medium Irrigation Projects  
accorded during the period from January to December 2008**

Sl No	Name of State	Name of Project /Scheme	Estimated Cost (Rs. crore)	Month of clearance / Year of completion as per clearance order.
Flood Control Projects				
1	Assam	Protection work of Sialmari area from the erosion of Brahmaputra	14.2917	January2008/ March 2008
2	-do-	Protection work of Bhojaikhati, Doloigaon and Ulubari area from erosion of Brahmaputra	14.5267	January2008/ March 2008
3	-do-	Anti erosion measures to protect both banks of river Puthimari.	9.76	Feb2008/ March 2010
4	-do-	Anti-Erosion works against bank erosion of river Pagladia at different reaches of both banks of river Pagladia	8.952	April2008/ March 2010
5	-do-	Anti Erosion measures to protect Tarapur-Sibbari	14.8848	August2008/ 2011-2012
6	-do-	Protection of Brahmaputra dyke from Biswanath to Panpur	14.24	Nov.2008/ 2009-10
7	Bihar	Raising and Strengthening of Embankment along river Bagmati in North Bihar	135.16	Feb. 2008/ March 2010
8	-do-	Raising and Strengthening of Embankment along river Kamla in Bihar	52.0926	Feb. 2008/ March 2010
9	-do-	Raising, Strengthening and Extension of existing left embankment along Gerua river in Banka District and Bhagalpur.	12.3610	March2008/ March 2010
10	-do-	Raising and Strengthening of Darbhanga Bagmati Right Embankment	10.60	June2008/ March 2010
11	-do-	Anti Erosion Work on Left Bank of River Ganga near Hetampur & Kasimchak in Danapur Diara with Restoration work in Dist Patna	12.3047	June2008/ March 2010
12	-do-	Construction of Brick road on top of Champaran Embankment of the Left Bank of river Gandak in East & West Champaran	14.9281	June2008/ March 2010
13	-do-	Raising and Strengthening of Darbhanga Town Protection Embankment	9.3340	June2008/ March 2010
14	-do-	Construction of Brick road on top of saran Embankment on the right bank of river Gandak in Saran.	9.5753	June2008/ March 2010
15	-do-	Anti Erosion Work on Right Embankment of Piprasi-Pipraghat on River Gandak	9.2097	June2008/ March 2010

Sl No	Name of State	Name of Project /Scheme	Estimated Cost (Rs. crore)	Month of clearance / Year of completion as per clearance order.
16	-do-	Raising and Strengthening of Piprasi-Pipraghat Embankment	14.7160	June2008/ March 2010
17	-do-	Restoration to the Design Sections of Right Jamindari Embankment along Chanha Nala	13.3918	June2008/ March 2010
18	-do-	Special repair & maintenance of Drabhanga town protection retaining wall from Mabbi to Ekmi embankment, Raising and Strengthening of Darbhanga Town Protection Band	14.16	June2008/ March 2010
19	-do-	Raising & strengthening of right Burhi Gandak Embankment	12.00	June2008/ March 2010
20	-do-	Restoration to the Design Sections of Right Jamindari Embankment along Chanha Nala	11.1878	June2008/ March 2009
21	-do-	Protection work along left embankment of river Bagmati	8.3072	June2008/ March 2010
22	-do-	Anti erosion scheme on River Ganga	23.5581	August2008/ March 2010
23	-do-	Raising & strengthening of Tirhut Embankment on the left bank of Gandak	26.2765	August2008/ March 2012
24	Jammu Kashmir	Master Plan for Flood Protection Works on River Tawi in the Dist of J&K	22.82	Feb 2008/ 2011-12
25	-do-	Master Plan for Flood Protection Works on River Chenab. J & K	19.45	Feb 2008/ 2011-12
26	-do-	Scheme for Construction of flood protection works at vulnerable spots u/s and d/s of National Highway along Ujh river from village Jakhol to Pandorian of Dist. Kathua J&K	14.6303	March2008/ March 2010
27	-do-	Critical anti-erosion works on river Chenab (Dera Baba Banda) Tributary Halyan (Doda) of Tawi, Tawi Bridge J&K	14.93	March2008/ March 2010
28	Jharkhand	Raising, Strengthening and Extension of existing Right embankment along Gerua river	20.12296	July 2008/ March 2010
29	Punjab	Canalization of Sakki/Kiran Nallah in Dist. Amritsar and Gurudaspur.	118.05	June 2008/ March 2011
30	Uttar Pradesh	Construction of marginal Embankment along left bank of River Sarda from Sardanagar to Aiera Bridge	14.45	Jan 2008/ March 2009
31	-do-	Construction of Marginal Embankment on Right bank of River Ghagra and Left bank of River Sarda	46.52	Jan 2008/ March 2009
31	-do-	Construction of Mahadeva Uska Bund on right bank of River Kunra in dist Siddharthanagar	10.44	March 2008/ March 2010
33	-do-	Construction of Balrampur-Bhadariya Bund on	12.51	March 2008/

Sl No	Name of State	Name of Project /Scheme	Estimated Cost (Rs. crore)	Month of clearance / Year of completion as per clearance order.
		right bank of River Rapti in Dist- Balrampur		March 2010
34	-do-	Anti Erosion Works on the Left bank of Ganga from Balawali to Simli in Dist. Bijnor	8.9887	Sept.2008/ 2008-09
<b>Major and Medium Irrigation Projects</b>				
35	<b>Chhattisgarh</b>	Mahanadi Reservoir Project	845.00 (Revised)	Feb. 2008/ March 2008-09
36	Himachal Pradesh	Changer area Medium Lift Irrigation Project. Bilaspur, Himachal Pradesh	88.09 (Revised)	April 2008/ 2009-10
37	-do-	Shah Nehar Irrigation Project. Himachal Pradesh	310.89 (Revised)	Jan.2008/ 2009-10
38	Jammu Kashmir	Parkachik Khawas Irrigation Canal District Kargil Ladakh	35.44	Jan.2008/ 2010-11
39	-do-	Rafiabad High Lift Irrigation Scheme. J&K	63.61 (Revised)	Feb 2008/ 2008-09
40	-do-	Modernisation of Ahji Canal District of Badgam J&K	20.51	Feb 2008/ 2009-10
41	-do-	Modernization of New Pratap Canal (Medium Irrigation Project)	47.60	Sept.2008/ March 2010
42	Kerala	Kanhirapuzha Medium Irrigation Project	30.00	August 2008/ 2009-10
43	Karnataka	Modernization of Canal System of Bhadra Reservoir Project (Major)	951.00	March 2008/ 2009-10
44	-do-	Hippargi Irrigation Project (Major)	1521.78	April 2008/ 2010-11
45	Madhya Pradesh	Punasa Lift Irrigation Project	185.03 (Revised)	Feb 2008/ 2007-08
46	-do-	Lower Goi Irrigation Project	360.37	August 2008/ 2012-2013
47	Maharashtra	Dudhganga Irrigation Project (Joint Venture project of Maharastra and Karnataka)	1460.57	April 2008/ 2011-12
48	-do-	Purna Medium Irrigation Project	213.10 (Revised)	April 2008/ 2008-09
49	-do-	Gosikhurd Irrigation Project	7777.85 (Revised)	May 2008/ 2012-13
50	-do-	Lower Pedhi Irrigation Project	283.10	August 2008/ March 2011
51	-do-	Upper Kundalike Medium Irrigation Project	72.70 (Revised)	September 2008/ 2009-10
52	Orissa	Orrisa Integrated Irrigated Agriculture And Water Management Investment Programme	627.48	August 2008/ March 2013

Sl No	Name of State	Name of Project /Scheme	Estimated Cost (Rs. crore)	Month of clearance / Year of completion as per clearance order.
		(OIIAWMIP) Trench-II Orissa		
53	Uttar Pradesh	Bansagar Canal Project	1674.11 (Revised)	April 2008/ 2009-10
54	-do-	Madhya Ganga Canal Project Stage II	1060.76	Dec 2008/ 2011-2012

### Water Supply & Sanitation

4.31.3 The process of formulation of Annual Plan 2008-09 for various States/UTs and the Department of Drinking Water Supply concerning water supply and sanitation sector is in progress.

4.31.4 The chapter on Water Supply and Sanitation for inclusion in the Annual Plan 2008-09 document has been finalized.

4.31.5 The target/ achievement of Rural water Supply component of Bharat Nirman period from 2005-06 to 2008-09 of Bharat Nirman are as under:

Annual Plans	Target	Achievement
<b>Bharat Nirman Target</b> (from 2005- 2006 to 2008-09)	55067 uncovered, 3.31 lakh slipped back, 2.17 lakh quality problem habitations	
<b>AP 2005-06</b> As per CAP'99 Slipped back Quality affected <b>Total</b>	 11897 34373 10000 <b>56270</b>	 13121 79544 4550 <b>97215</b>
<b>AP 2006-07</b> As per CAP'99 Slipped back Quality affected <b>Total</b>	 18120 40000 15000 <b>73120</b>	 12440 89580 5330 <b>107350</b>
<b>AP 2007-08</b> As per CAP'99 Slipped back Quality affected <b>Total</b>	 20931 84915 49653 <b>155499</b>	 11457 75201 94130 <b>180788</b>
<b>AP 2008-09</b> As per CAP'99 Slipped back Quality affected <b>Total (upto October'08)</b>	 16774 103606 99402 <b>219782</b>	 15022 101756 155618 <b>272396</b>

The scheme is funded on a 50 % basis by GOI and the full plan outlay of Rs.7300 crore made for Accelerated Rural Water Supply Programme (ARWSP) in the budget of the Department of Drinking Water Supply (DoDWS) is expected to be utilized .

4.31.6 The Annual Plan 2008-09 of the D/oDWS includes Rs. 1200 crore for the Centrally Sponsored Total Sanitation Campaign (TSC) against Rs. 1060 crore in 2007-08 to improve the sanitation coverage in rural areas.

#### **Review of outcomes against the targets set in the outcome budget 2008-09.**

4.31.7 **Under ARWSP:** Against the outlay of Rs.7300 crore, outcomes/targets for Annual Plan 2008-09 is to cover the remaining 16774 uncovered habitations, 103606 slipped back habitations, 99402 nos. of water quality affected habitations (total 219782 habitations). The achievement upto March, 2009 is 15022 uncovered habitations, 101756 slipped back, 155618 water quality affected habitations (total 272396 habitations).

4.31.8 **Under TSC:** The Outlay for 2008-09 is Rs. 1200 crore. Being a demand driven scheme, no targets are fixed in advance. However, it is planned to reach upto 578 districts upto the end of 2008-09. Upto October 2008, all districts have been sanctioned. The target is to cover 100% sanitation coverage by end of 11<sup>th</sup> Five Year Plan.

4.31.9 **Cabinet Approval for the revision of unit cost and incentive for Individual Household Latrines (IHHL) for BPL households under Total Sanitation Campaign (TSC).**

A meeting of the Cabinet was held on 14<sup>th</sup> August, 2008 regarding 'Revision of unit cost and incentive for Individual Household

Latrines (IHHL) for BPL households under Total Sanitation Campaign (TSC)'. The Ministry of Rural Development proposed Rs. 2500 of the unit cost of IHHL (Rs. 3000 in hilly areas). The funding pattern gets changed to 60:28:12 (Centre:State:Beneficiary). The proposal is to provide a toilet of two pits with super structure and non-asbestos covering. The target of the scheme is 3.29 crore BPL households.

4.31.10 Water Resources Division appraised the external aided Water Supply and Sanitation projects of Andhra Pradesh and Kerala and communicated comments to Department of Drinking Water Supply for funding by World bank through department of Economic Affairs.

#### **4.32 WOMEN AND CHILD DEVELOPMENT**

4.32.1 The Women & Child Development Division in Planning Commission, functions in close association with the Ministry of Women and Child Development and is liable for ensuring overall survival, development, protection and participation of women and children of the nation with realization of the commitment made in the approach to the 11<sup>th</sup> Plan. The major activities of the Division during the year 2008-09, have been summarised in the following paragraphs.

4.32.2. The Division prepared the chapter on Women and Children for inclusion in the Annual plan document for 2008-09 based on approaches adopted for empowerment of women and development of children in the 11<sup>th</sup> plan and keeping in view, the ongoing policies and programmes.

4.32.3. The Division examined the proposals for the Annual Plan 2009-10 of the Ministry of Women and Child Development and assessed the scheme wise financial requirements during the financial year. The

Division also prepared briefs for Member level meetings for finalization of Annual Plan 2009-10 of Ministry. Briefs, regarding issues pertaining to women and children, were prepared by the Division for the use of Deputy Chairman in his meetings with State Chief Ministers while finalizing the Annual Plan 2008-09 of different States/UTs. Subsequently, the Division organized the state wise working groups meetings for the finalization of outlays relating to women and child sector for the Annual Plan 2009-10 of each State/ UT. The Working Group reviewed the progress of implementation of state sector policies and programmes, priority areas and existing gaps, for each State and suggested necessary measures to overcome the shortfalls in the sector. States were encouraged to promote income generating activities among women and skilled training for self employment of women especially through formation of self help groups. States were also advised to adopt Gender Budgeting and Women Component Plan.

4.32.4. The Division handled Parliament Questions and furnished relevant information to other subject divisions of the Planning Commission and Ministries/Departments for preparing replies to the Parliament Questions received by them. Similarly, VIP references received, were also dealt by the division. Necessary material relating to Women and Child Sector for inclusion in the Economic Survey 2007-08, President's Address to the Joint Session of the Parliament, Prime Minister's Independence Day Speech and Budget Speech of the Finance Minister etc were provided by the division. The Division also prepared Speeches and Messages for the Deputy Chairman, Planning Commission and Member in-charge of the sector.

4.32.5. The Division represented Planning Commission and participated in the discussions of the Central Advisory Committee on Combating Child Prostitution

and Trafficking of Women and Children constituted by the Ministry of Women and Child Development. The Division was actively involved during 2008-09 in the initiatives taken by the Ministry of Women and Child Development in the Workshops for sensitizing Central Ministries/Departments on Gender Budgeting. The Division also represented the Planning Commission as a member of Governing Board of the Rashtriya Mahila Kosh (RMK), General Body of the Central Social Welfare Board (CSWB) and General Body and Executive Council of the National Institute of Public Co-operation and Child Development (NIPCCD). The Division also represented the Planning Commission as member in the Sanctioning Committee of STEP Project and Research Advisory Committee of the Ministry of Women & Child Development. The Division also participated in Advisory Group to Review the National Policy for Children, 1974. The Division was actively associated with the Taskforce constituted by various Ministries on Convergence and Coordination of Government Programme for Gender Equality and Fighting Social Evils and Taskforce to Suggest the Measures for Action to Overcome Micronutrient Malnutrition constituted by Ministry of Women & Child Development.

4.32.6. The proposal for research studies, seminars, conferences, etc. relating to the women & child development sector received through the Socio-Economic Research (SER) Division were examined and comments on the same were offered.

4.32.7. During the year, the Division, in close collaboration with Project Appraisal and Management Division (PAMD), examined / cleared various proposals of the Ministry of Women and Child Development in respect of EFC Memos for continued implementation and Third Phase Expansion of the Integrated Child Development Services Scheme during the 11<sup>th</sup> Plan with revised cost norms of

existing and new intervention there under, Revamp the Scheme of Assistance for Construction/ Expansion of for Working Women with Day Care Centre for Children and Continuation of Support to Training and Employment Programme for Women (STEP) during 11<sup>th</sup> Plan.

4.32.8. The Division also examined and prepared the agenda paper for the approval of Internal Planning Commission, as well as, the Full Planning Commission for the new scheme Priyadarshani (CS) and Integrated Child Protection Scheme (CSS), which was finally approved by CCEA.

4.32.9. The Division also provided inputs for the Group of Ministers (GOM) for recommending Strategies for Speedy Socio-Economic Development and Empowerment of Women. Initiative was also taken to formulate a new scheme for Conditional Cash Maternity Benefit Scheme for lactating and pregnant women.

4.32.10. **Flagship Programme of the Women & Child Development Sector;** Integrated Child Development Services Scheme (ICDS) is the only flagship Centrally Sponsored Scheme of the sector, which was revised during the year. The outlay for the scheme for the 11<sup>th</sup> Plan, has been enhanced from Rs. 42400.00 crore to Rs. 44400.00 crore. Under the revised ICDS, honorarium to Anganwadi Workers (AWWs) and Anganwadi Helpers (AWHs) has been increased from Rs. 1000.00 to Rs. 1500.00 and Rs. 500.00 to Rs. 750.00 per month respectively. They will now be provided Sarees and Badges also. The cost sharing ratio between Centre and States are 90:10 for all components including Supplementary Nutrition for North East and 50:50 for Supplementary Nutrition and 90:10 for all other component for all States other than North East. The cost norm of Supplementary Nutrition has been also enhanced for children

(6-72 months) from Rs. 2.00 per day to Rs. 4.00, for severely malnourished children (6-72 months) from Rs. 2.70 to 6.00 and for pregnant and lactating mothers from Rs. 2.30 to Rs. 5.00.

4.32.11 The outlay for the scheme for Annual Plan 2008-09 was Rs. 6300.00 crore, out of this allocation, the release under the scheme is Rs. 6294.50 crore for ICDS General & Supplementary Nutrition.

The present status of physical achievement of ICDS is:

No. of Sanctioned ICDS Projects as on 31.03.2009	7073
No. of fully operational ICDS Projects as on Dec. 2008	6120
No. of ICDS Projects Reporting as on Dec. 2008	6110
No. of Sanctioned Anganwadi Centres as on 31.03.2009	1356027
No. of Operational Anganwadi Centres up to Dec. 08	103338
No. of Anganwadi Providing Supplementary Nutrition up to Dec.	908075
No. of Children Receiving Supplementary Nutrition (0-3) upto Dec. 2008	37493463
No. of Children Receiving Supplementary Nutrition (0-6) up to Dec. 2008	33729429
No. of Mothers Receiving Supplementary Nutrition upto Dec. 2008	86053714
No. of Children Receiving Pre-School Education (0-3)	33033645

### 4.33 ADMINISTRATION AND OTHER SERVICES

#### 4.33.1 ADMINISTRATION

4.33.1.1 The Planning Commission has the status of a Department of the Government of



India and, therefore, all the instructions issued by the Government of India through the nodal Department of Personnel and Training and also the provisions under various Services Rules for Central Govt. employees are applicable to the employees working in the Planning Commission also. The Administration in general functions in accordance with these guidelines and various Service rules. The Planning Commission Administration has also been sensitive to the career aspirations of the officers and the staff working in the Planning Commission and has been taking adequate steps from time to time in this regard. Simultaneously, the Administration is also particular to the requirement of rightsizing its staff strength and is scrupulously following the instructions issued by the DoPT on optimization of direct recruitment in civilian posts. Planning Commission has also initiated an Internship Scheme for Post Graduate/Research Students for acquainting them with the Planning Process.

#### **4.33.2 CAREER MANAGEMENT ACTIVITIES:**

4.33.2.1 During the financial year 2008-09 (from April to March) 51 Officers were deputed to represent Planning Commission/ Government of India in International Workshops/ Seminars / Meetings etc. or to participate in training programmes organized by various international organizations such as World Bank, IMF, APO etc. in various countries. Moreover, 8 foreign visits of Deputy Chairman, 11 visits of Members Planning Commission of Planning Commission were also processed by the Career Management Desk during this period.

4.33.2.2 During this period, 10 Middle level officers were deputed to attend various trainings/workshops/conferences abroad. About 35 officers belonging to IES, ISS, GCS, library staff etc. of Planning Commission and Programme Evaluation

Organization (PEO) were deputed for various training programmes sponsored/conducted by Department of Economic Affairs, Department of Statistics, RBI-CAB, Pune and various other Government and Autonomous Institutes/ Organizations at different places within India. 14 more officers/staff belonging to CSS, CSCS and CSSS were sent for various mandatory and other training programmes conducted by DoPT & the Institute of Secretariat Training and Management (ISTM), New Delhi.

4.33.2.3 During the above period, Planning Commission conducted familiarization programs for a group of the Higher Defence Management Course (HDMC) participants of College of Defence Management, Secunderabad and 21 probationers of 2006 batch along with three faculty members of the Indian Railways Institute of Electrical Engineering, Nasik. A four member delegation led by Shri K.L. Datta, Adviser was deputed to Nigeria to train Federal and State Senior Planning Officers of the Government of Nigeria in a Workshop on “Effective Formulation of Development Plans” during 05-15 October, 2008. Two Tanzanian Officials from the President’s Office, Planning Commission, Tanzania have also visited Planning Commission on 18<sup>th</sup> May, 2009 to familiarize themselves with the planning process of the Planning Commission

#### **4.33.3 ORGANISATION & METHOD AND CO-ORDINATION SECTION**

##### **O&M Co-ordination Work**

4.33.3.1 The O&M Inspection for all the Sections/Divisions has been programmed to be carried out during the year 2008-09. All the 15 field offices of Programme Evaluation Organization (PEO) have also been planned to be inspected.

- (i) Coordination and compilation of the Action Taken on the recommendations contained in the report of the Parliament's Standing Committee on Finance on Demands for Grants of the Ministry of Planning.
- (ii) Delegation of Financial and Administrative Powers in Planning Commission & Programme Evaluation Organization.
- (iii) Processing of Annual Direct Recruitment Plan for clearance by the Screening Committee.
- (iv) Compilation / consolidation and submission of various periodical returns to Cabinet Secretariat / UPSC / DOPT etc.

#### **Public/Staff Grievance Redressal Machinery**

4.33.3.2 The Planning Commission does not have interaction with Members of public in its day-to-day functioning. Nevertheless, the Commission has set up an Internal Grievance Redressal Machinery in accordance with the guidelines issued by the Department of Administrative Reforms & Public Grievances to deal with the grievances of public and its serving as well as retired employees including those of Programme Evaluation Organization and the Institute of Applied Manpower Research. Adviser (Admn.) acts as Director Grievance and is assisted by three Staff Grievance Officers of the rank of Director/Deputy Secretary. An interactive web-enabled Public Grievance Redress and Monitoring System (PGRAMS) has been installed on Planning Commission's internet for effective monitoring of public grievances and their speedy disposal. Information on status of redressal of grievances is sent to Department of Administrative Reforms & Public Grievances, on a regular basis. During the period from 1<sup>st</sup> April, 2008 to 31<sup>st</sup> March,

2009, no grievance case has been received in this Section.

#### **4.33.4 HINDI SECTION**

4.33.4.1. The supervision & proof reading of translation pertaining to Annual Plan 2007-08 and 11<sup>th</sup> five Year Plan (2007-12) & translation of Agenda, minutes and other material related to meeting of NDC and its Sub-Committees was done by Hindi Section.

4.33.4.2. Besides translating various documents/ papers under Article 3 (3) of OL Act 1963, received from the sections/ divisions of Planning Commission, Hindi Section also translated the Assurances, Parliament Questions, material related to Standing Committee, Demands for Grants, Annual Report, Cabinet Note; protocol & other Agreements, Forms and Formats etc.

4.33.4.3. Quarterly Hindi Progress Reports & Evolution Report of Annual programme were obtained from Sections and subordinate offices of Planning Commission and consolidated reports were sent to Dept. of O.L., after review.

4.33.4.4. Officers and staff of Planning Commission & its unit offices were inspired to do maximum work in Hindi. One Joint Hindi Workshop was also at Kolkatta in March 2009 in which more than 100 employees participated. In addition to this, two Hindi Workshops were organised by Hindi Implementation Cell for the Senior Officers/ Officers and Staff separately to encourage and remove their hesitation in doing official work in Hindi.

4.33.4.5. Efforts were made during the year to accelerate the use of Hindi for different official purposes in the Planning Commission as well as in the offices under its control and O.L. inspections were conducted at Thiruvananthapuram and Kolkatta Office. As

a result, compared to the last year, the use of Hindi has increased.

4.33.4.6. Emphasis was laid on the utilisation of services of the employees trained in Hindi Typing and Stenography. E-mail messages and official informations were also issued in Hindi from the computers of Planning Commission.

4.33.4.7. Planning Commission has adopted “Kautilya Awards Scheme” of the Planning Commission, so as to promote writing of original Hindi Literature a high standard about technical subjects relating to the work of the Planning Commission.

4.33.4.8. On the occasion of “Hindi Divas” i.e. 14 September, messages received from Home Minister & Cabinet Secretary were circulated to Sections of Planning Commission and its subordinate units.

4.33.4.9. Hindi Fortnight was celebrated in the Planning Commission and its subordinate offices. Competitions like Hindi Typing, Hindi Essay, Hindi Noting and Drafting, Hindi Debate etc. were organised successfully. The winners were given the Cash awards. However, all the participants in various competitions were given consolation prizes.

4.33.4.10. An Inter Ministry Rajbhasha Conference was also organised to strengthen the knowledge regarding O.L., Act, Policy & various other provisions under the Chairmanship of Joint Secretary (Administration). A debate in Hindi was also organised on the International Non-Violence Day in which more than 30 officials participated.

#### 4.33.5 LIBRARY AND DOCUMENTATION CENTRE

4.33.5.1 The Planning Commission Library continued to provide reference services and lending facilities to all staff members of the Planning Commission including PEO, EAC; Western Ghat Sectt. And NIC staff located at Yojana Bhawan. It has also provided Inter-Library Loan services to almost all Government of India Libraries. In house consultation facility was extended to officials from other departments and research scholars enrolled with institutions/ universities.

4.33.5.2 The Library has computerized almost all its activities. A library automation software i.e. LIBSYS Prima is now used for these activities. The Internet facility is also available in the library through which information is provided to the officers of the Commission.

4.33.5.3 The Library is also bringing out its publication, viz (i) DOCPLAN : A monthly list of selected articles culled out from selected journals received in the library; (ii) Recent List of Additions : A list of books added to the library ; (iii) A list of Periodicals subscribed by the library. Library has also provided bibliographies on demand of the officers of the Planning Commission.

4.33.5.4 During the period under report 876 English and 223 Hindi books have been added to the collection.. In addition, 210 periodicals were received in the Library. The Library also responded to approximately 8000 reference queries and attended to specific needs of users. About 13565 readers visited the Library for the purpose of consultation and reference work.

4.33.5.5 Academic activities: Library has also provided practical training to five students of Library Science deputed by Mira Bai Polytechnic, New Delhi

4.33.5.6 Workshops, Seminars and Conference: The Library staff including the ALIO participated in the National conferences, workshops and trainings held in different parts of the country.

#### 4.33.6 NATIONAL INFORMATICS CENTRE – YOJANA BHAVAN UNIT - PLANNING COMMISSION INFORMATICS DIVISION

4.33.6.1 Most of the Information Technology (IT) based hardware, software, storage/back-up services, network related infrastructure, web-based Management Information System (MIS) and database development needs of the Planning Commission, Committee on Infrastructure (CoI) under the Chairmanship of Prime Minister; National Knowledge Commission (NKC) & Economic Advisory Council (EAC) to Prime Minister are being looked after by the National Informatics Centre, Yojana Bhavan Unit in-housed at Planning Commission. Brief account of various activities performed during 2008-09 upto 31<sup>st</sup> March, 2009 is given below:

##### 4.33.6.2 Infrastructure Development

- i) **Hardware:** The necessary computer requirement of hardware and NICNET (both Intranet and Internet related network) support is provided to the Planning Commission, Committee on Infrastructure (CoI) under the Chairmanship of Prime Minister and Economic Advisory Council (EAC) to Prime Minister at Vigyan Bhavan. New procurements have been also standardized to latest PIV Cor-2-Duo systems with minimum 2 GB RAM, 17"/19" TFT display system and with DVD Writer.
- ii) **LAN:** Local Area Network (LAN) is connected to NICNET and INTERNET through PGCIL 34 MBPS Optical Fibre Link and another 34

MBPS MTNL Fibre link connectivity with load balancing; stand-by RF link and 3 Leased Lines of 2 Mbps each. **The existing leased line of Power Grid Corporation Ltd. (PGCL) has been successfully upgraded from 10 MBPS to 34 MBPS for Yojana Bhavan Users with add-on 34 MBPS MTNL additional Fibre connectivity.** The internal LAN has been also upgraded by connecting all switches with Optical Fibre connectivity through LC to RC patch-cords. The internal networking has been also upgraded through different VLANS and the Proxy has been configured according to new layout, with faster and secure network connectivity and managed L2 switches spread-over all NIC Workstations. At present there are about 650 clients, various Servers and network printers over the intranet of the Planning Commission.

- iii) **VLAN Implementation:** For better, faster and secure network, VLAN has been implemented at Yojana Bhavan and for that **Web-based 'NetShare'** application has been made available over network for the integration of all computers in the VLANs in a single Network Neighbourhood for all Workgroups so that files/folders can be shared; disabled unused ports of L2 switches on every floor to prevent from spam/Virus attack and to make it a secured network.
- iv) **WiFi enabled Wireless Internet Access Network Connectivity:** In the first phase, an efficient state-of-art, faster and secured WiFi enabled wireless internet access network has been established for 1<sup>st</sup> and 2<sup>nd</sup> floor users at Yojana Bhavan by installing CISCO managed access points through a WLAN 4400 series

controller so that all senior officers while attending meetings can access data on their laptops easily. With this, all Committee rooms on 1<sup>st</sup> and 2<sup>nd</sup> floor are totally WiFi. The advantage of this controller is to manage these access points from any pre-defined point where it will be installed over the network remotely wirelessly. LAPs are part of the Cisco unified Wireless Network Architecture. With this, Chambers of Dy. Chairman, MoS, Members, all Pr. Advisers/Sr. Advisers, Advisers and all Committee rooms on 1<sup>st</sup> and 2<sup>nd</sup> floor are totally WiFi enabled.

- v) **Strengthening of Virtual Private Network (VPN) Connectivity with NICNET:** VPN (Virtual Private Network) connectivity has been also established for remote updation, of all websites that are under the administrative control of Planning Commission locally, using File Transfer Protocol (FTP) over VPN.
- vi) Setting up of 'Desktop Executive Video Conferencing System (EVCS)' over NICNET – an e-Governance initiative by NIC
- (a) Government of India accords highest priority to e-Governance initiatives being undertaken in the last few years. Information and Communication Technology innovations and its implementations are rapidly changing the methods of performance of our day-to-day functions. The technology is substituting the requirements of traveling by providing options like video conferencing. To facilitate quick decision-making, it was decided to establish Executive Video Conferencing System

(EVCS) on the desks of all Chief Secretaries/ Administrators of States/UTs and all Secretaries to Government of India. In line with above, Executive Video Conferencing System (EVCS) has already been installed over NICNET on the desks of 35 Chief Secretaries/ Administrators of States/UTs and 79 Secretaries to Government of India to facilitate hassle free inter-Ministerial consultations and quick decision making. Point-to-point Video Conferencing can be initiated by anyone connected to EVCS and multi-point video conferencing can be arranged through NIC, Delhi.

- (b) Videoconferencing technology has now moved out of conference rooms, where it used to be confined traditionally. The credit goes to drastic reduction in average price of videoconferencing equipments and overall improvement in network infrastructure and bandwidth capabilities. Existing IP based network infrastructure of National Informatics center called NICNET has been used for providing high-speed bandwidth needed (768 Kbps) for good quality videoconferencing.
- (c) Key technical challenge was to connect all the 35 Chief Secretaries/Administrators of States/ UTs in the same Virtual meeting with full network reliability and ensuring that communication over EVCSNET is secure. Another technical challenge was to implement quality of service (QoS) over NICNET, which is very essential to implement real-time

- applications like videoconferencing over IP networks.
- (d) The project has been implemented over the existing IP based network infrastructure – NICNET involving less cost for communications and extending the facility to Planning Secretaries of all States and UTs. NIC, Yojana Bhavan Unit took the initiative to implement the **Voice and Video over Internet** so that the top level officers have a better system of communications over IP. Training has been also imparted for its usage and demonstration has been also made to senior officers. The project has been implemented over the existing IP based network infrastructure – NICNET involving less cost for communications and very soon the feature of Multipoint VC facility will also be implemented at Yojana Bhavan. NIC – Yojana Bhavan Unit, Planning Commission provided full support during live online discussion recording on Video Conference of Deputy Chairman, Planning Commission, Member (Dr. Parikh) and Secretary (PC) at many occasions and is being used very extensively.
- vii) **Internet & Mail Facility:** Support for Internet and E-mail facilities have been provided to all officials of the Planning Commission, Committee on Infrastructure (CoI), EAC, Institute of Applied Manpower Research (IAMR), Narela and National Knowledge Commission (NKC). Regular maintenance and updation of mail accounts of Planning Commission users is also continuing. The officers
- of the rank of Joint Secretary and above have been provided desktop computer systems at their residences under the NICNET Telecommuting Program and have been provided broad-band connectivity.
- viii) **Back-up Services :** A powerful back-up Server has been installed at Yojana Bhavan loaded with the Veritas/Symantec NetBackup Server 6.5 software that has features of incremental back-ups, synthetic back-ups, open format back-up, servers backups with zero down-time and have also option for disaster recovery etc. It has the ability of capturing the entire image of servers with Operating System, Application and Patch details along with data to ensure the recovery over the LAN or thro' any other media. The Back-up Server also caters for back-up services for all Servers including SQL agents and for 100 Desktop & Laptop Agents (DLO).
- ix) **System Administration:** The existing proxy server has been upgraded with the latest ISA 2004 server. Administration of all the servers namely Proxy Server, Database Servers, PC Server, Anti-Virus and Patch Management Server, PC Backup Server, CDDO Servers for Payroll applications have been done and is a continuing exercise. The latest Service Packs, Security Patches and Anti-Virus Updates have been installed onto all servers from time to time for protection and security of the Servers.
- x) **User Support:** Technical support (Hardware/Software services namely installation of various software like Antivirus package, configuration of user's machine for Internet and network connectivity, Email etc). have

been provided to the Planning Commission users and Economic Advisory Committee (EAC) to PM at Vigyan Bhawan as and when required. Necessary support is also being provided in connection with the National Conference on Infrastructure organised at Vigyan Bhavan under the Chairmanship of Prime Minister; and also to **54<sup>th</sup> meeting of National Development Council (NDC)** which were held at Vigyan Bhavan during 2008-09, the last meeting of the **Full Planning Commission** held recently on 20<sup>th</sup> September, 2008 on **Energy Policy** etc. under the Chairmanship of Prime Minister to discuss and finalise the Agriculture, Education sector and approve the Eleventh Five Year Plan (2007-12). **The inaugural and valedictory address sessions of all NDC meetings were also web-casted over internet live by NIC to extend the reach of the National event to all corners of the world, with no limitations of physical or geographical boundaries.**

- xi) **Centralised Anti-virus Solution** : An updated Centralised Server for Anti-Virus solution with Trend Micro – OfficeScan Enterprise Edition Software Version 8.910 with engine version 8.910/1002/5 has been installed at Yojana Bhavan; EAC and at NKC. A **Patch Management Server** also has been installed in the Planning Commission for prevention of spreading worms into network. Regular updation/ upgradation of Anti-virus and patches on Server and clients have been done. Monitoring the infected machines and cleaning the virus on day to day basis have been done periodically.
- xii) **Setting up of infrastructure for the ‘Spatial Data Infrastructure for**

**Multi-Layered GIS (Geographical Information System) for Planning’ at the Planning Commission** : The work under the new Central Sector Scheme (CS) sponsored by the Planning Commission is already being executed with the support of NIC. One can view multi-layer maps of all regions of the country over the new video-wall. Shri Montek Singh Ahluwalia, Hon’ble Deputy Chairman, Planning Commission has inaugurated the Video-wall on **17<sup>th</sup> February, 2009** and presentations on GIS for Planning has been made to all Members, Secretary, Pr. Advisers and other senior officials of the Planning Commission. Hon’ble Minister of e-Governance, Punjab Govt. also attended the same as Special Invitee for Deputy Chairman and he made keen interest in the applications of GIS. NIC Unit at Planning Commission is providing all necessary support for the implementation of GIS. Later, during the month, *NIC – Yojana Bhavan Unit, Planning Commission has also arranged an overview of National GIS Portal on 25<sup>th</sup> February, 2009 over Video-wall for all officials of the Planning Commission. GIS Activities has been also demonstrated to Chief Ministers of Bihar and Himachal Pradesh during Annual Plan 2009-10 meeting at Yojana Bhavan. It may be mentioned that Planning Commission has initiated two GIS Projects, namely*

- (a) Spatial Data Infrastructure for Multi-Layer GIS for Planning (National GIS)
- (b) Computer Aided Digital Mapping of Six Mega Cities
- (c) These projects are executed by National Informatics Centre

(NIC). The above project is able to create “Framework Service Oriented Architecture”, in the form of “National GIS Web Portal” which facilitate sharing of data from multiple sources and leverage location – specific GIS services which could further be customized as per the needs of various stakeholders involved in planning and e-governance process.

### Web-based MIS & Databases

**4.33.6.3 Central Plan Monitoring Information System [CPLAN- MIS]:** It is a web-based Monitoring Information System that has been assigned to NIC, Yojana Bhavan Unit by the Planning Commission for development so that the online-data entry/updation can be done by all Ministries/Departments for the Annual Plan discussion of Central Sector and Centrally Sponsored Schemes for 2008-09 and for the Eleventh Plan. Statement of Outlays & Outcomes/ Targets (2007-08) as per the Outcome Budget 2007-08 and Up-to date Actual Achievement; Particulars for Projects/ Programmes to be Financed wholly by domestic resources or by externally aided projects; details of schemes that have been weeded out or have been merged etc. will be generated thro’ this MIS. For this, a web based MIS has been designed and developed, URL - <http://pcserver.nic.in/cplan>.

4.33.6.4 As per direction of Secretary, Planning Commission, a two session Workshop has been arranged to apprise the nodal officers of all Ministries/Departments to update the Annual Plan 2009-10 inputs online on 31<sup>st</sup> December, 2008. The following screen layout and modules have been already designed and developed. Around 20

Ministries/Departments updated the site online for the exercise on Annual Plan 2009-10 and remaining uploaded in Excel worksheet format and making the application successful for uploading and providing soft copy thro’ web-based application.

- Module for creating/updating User profile, there can be 3 types of users: Administrator, Ministry Level User and department level user. An administrator will be the top most level user of this system and have the access to Ministry level as well as Department level access area and can update user profile.
- Modules have been developed for entry/update for Public Sector Enterprise (PSE) and Development Head masters.
- **Designed & Developed Modules for Online entry/update and showing the reports of the following proformas.**
  - Programmers/Projects to be financed wholly by Domestic Resources
  - Annual Plan (2008-09): Externally Aided Schemes/Programmes/ Projects
  - Estimates of Internal & External Budgetary Resources (IEBR) for 11<sup>th</sup> Five Year Plan (2007-08 to 2011-12) and Performance in 10<sup>th</sup> FiveYear Plan.

**4.33.6.5 Management Information system on National Human Development Report – 2009 (NHDR2009) :** It is a web-based project depicting National and State-wise tabulation, analysis, GIS maps, on various parameters like gender inequality; poverty, economic attainments, educational attainments, Health, Amenities, Power situation, Social indicators, NSS Data and all indicators necessary for a democratic country for development. The report is generally developed every 5-years based on various indicators of economy and other social



statistics. Twenty nine Excel data sheets regarding social sector of National Human Development Report 2008 for Education & Health have been converted to Microsoft SQL Server Database for implementation in project. Designing of website layout and reports layout is under progress.

**4.33.6.6 Cooked Mid Day Meals (CMDM) : an Evaluation Study – Web Based Data Analysis System:** To evaluate the implementation of Cooked Mid Day Meals Scheme (CMDM) a survey has been conducted and data has been collected on various issues such as

- Funds flow and utilization
- Food grains Utilisation
- Beneficiary details etc.

from different levels such as State, District, Block, Village, Beneficiary through 10 predefined formats. The project has been under design and development to help the Programme Evaluation Organisation (PEO), Planning Commission in the preparation of Evaluation Report(s) for the scheme. The web-based '*Data Analysis System for CMDM*' has been developed for Village schedule. The system is being implemented for generating evaluation report as per the requirement of PEO division as and when data and input schedules start coming.

**4.33.6.7 Data Analysis System for Evaluation Study on Rural Road component of Bharat Nirman Flagship Programme:** To assess the success of implementation of Rural Road Component of Bharat Nirman and to identify the constraints, if any, in the implementation of the programme, a country-wide survey has been conducted by Programme Evaluation Organisation of the Planning Commission.

- Data has been collected on various issues such as Financial Performance, Physical

performance in terms of new connectivity, habitations covered, length covered, Status and effectiveness of Quality Control Mechanism, Beneficiary details etc from various levels such as State, District, Block etc. through seven pre-defined schedules such as State, District Block, Road, Habitation, Beneficiary and Focus group.

- As per request of the concerned division to develop a database and a computerised system for analysis of the collected data, a web based Data Analysis System on Rural Road Evaluation Study has been proposed and preliminary discussions have been completed to develop the system. Following activities have been done in March, 2009.
- Database design for Beneficiary Schedule of the study completed
- Database design for Habitation schedule completed and Software development going on
- Software for generation of reports from Block level schedule data completed. Software testing going on
- Software development for generation of reports from State and District level schedule data going on
- Software modified to incorporate changes required by PEO in Block and Habitation level reports

**4.33.6.8 Data on State Finances – MIS:** It is a web-based Monitoring Information System that has been assigned to NIC, Yojana Bhavan Unit by the Financial Resources Division of the Planning Commission for development of an online-data entry/updation and retrieval system for data on State Finances for revenue and expenditure from 1980 onward for all States and UTs. Database on State Finances will take care of Centre's and States' fiscal federalism, relating to the

division of fiscal powers between the centre and states; and state and local governments, problems of inter-jurisdictional spillovers and issues of tax harmonisation. The focus of the database is on following core areas:

- Public Finance
- Macroeconomics especially fiscal, monetary and commercial policy
- Microeconomics particularly public sector and urban economics and industry studies
- Planning and Development
- Economic Theory and Methodology.

**Database comprise of –**

- Revenue Management
- Expenditure management, all States and Union territories.

System designing and layout has been made and web-based application is under development. Retrieval modules for Plan, Non-Plan Outlay, Expenditure etc. has been developed and many more modules are under development.

**4.33.6.9 MIS for Yojana Prashashan (YojanaAdm):** It is a web-based G2E Management Information System (<http://pcserver/yojanaadm>) for catering needs of Computerization of Records pertaining to various activities related to Administration Sections of Planning Commission. Development of MIS under e-Governance initiatives as per requirement of various divisions of the Planning Commission. Various Modules of the System are:

**i. Increment Database:** A web based system to maintain increment details of employees at Yojana Bhavan has been developed. It keeps the record of present pay, present Increment date, future pay etc. of an employee. It shows records of the employees

for updating in a specific month. Also prints the increment order of individual employee.

**ii. Leave Management Information System (LEAVEMIS) :** A web based system has been developed to maintain the leave record of Employees of Planning Commission. It facilitates data entry, updation and generation of reports of an employee for a specified period. Allows reporting officer to check the status of leaves of any employee before sanctioning. Further modification and increasing the scope of the MIS is going on.

**iii. Posting Details:** It keeps the record of Room No., Tel No. Posting with Officer/Division/Room/Tel No. and Period of posting. The module has data entry, updating and reporting features. This module has been implemented at Planning Commission.

**iv. Pensioner Details:** Development Pension Module has been developed and integrated with YojanaAdm. It has the options for data entry, updating and query on any combination of fields to enable fast data retrieval.

**v. Master Update Module:** This module is added to update Employee's Designation, Name and for updating month of Increment. Based on selection of name from a dropdown list it helps in keeping the employee's record up to date.

**4.33.6.10 Government Accommodation Management System (GAMS):** Necessary support has been provided to all the Account Sections of Planning Commission to implement the GAMS successfully. GAMS is an online License Fee Collection & Monitoring System.

**4.33.6.11 Centralized Public Grievances Redress and Monitoring System (CPGRAMS):** Training programme on CPGRAMS has been organized and attended by the officers of Administration Division and from NIC unit. Necessary support has been provided to the Administration Sections of Planning Commission to implement the system.

**4.33.6.12 Centralized Pension Grievance Redress & Monitoring System (PENGRAMS):** In association with NIC, Department of Pension & Pensioners' Welfare organized a training programme for the Public/Pension Grievance officers of various Ministries/ Departments on Centralised Pension Grievance Redress and Monitoring system (CPENGRAMS). Initiative has been taken to implement the system by putting all grievances of pensioners on Pensioners' Portal of the Government of India for monitoring purpose.

**4.33.6.13 Centralized ACC Vacancy Monitoring System (AVMS) – an e-Governance tool designed and developed by NIC:** Installation of a web-based computerized monitoring system, hosted at NIC Hq., facilitating timely processing of cases seeking the ACC approval has been made operational. The system can be accessed through URL as <http://avms.gov.in>. NIC-Yojana Bhavan Unit assists the assigned nodal officer to update the database. D/o Personnel organized a training-cum-awareness programme in association with NIC for the nodal Officers of various Ministries and Departments on ACC Vacancies Monitoring System (AVMS) on 10<sup>th</sup> December, 2008 that was attended by two officials from NIC – Yojana Bhavan Unit and the assigned nodal officer from the Planning Commission.

**4.33.6.14 'Comprehensive DDO Package' – an e-Governance tool developed by NIC:**

Implementation of the centralized Comprehensive DDO Package for streamlining of Salary/Pay disbursement in Planning Commission has been implemented and in the near future, all modules will be implemented at Planning Commission. Earlier the process for implementation of the same has been approved by the Planning Commission. The CDDO package has saved lot of duplicating efforts in modifying the packages at multiple locations and will also bring uniformity. NIC Unit has also conducted a five days workshop on Comprehensive DDO Package (CompDDO) and now it has been successfully implemented from the issuance of the recommendations of the 6<sup>th</sup> Pay Commission.

**4.33.6.15 Planning Commission Expenditure Monitoring System (PC-EMS)**

: A web-based MIS to monitor both plan and non-plan expenditure of planning. It has also an integration with Demands & Grants and has been implemented. The software is developed for Integrated Finance Accounts (IFA) Division and is being maintained to monitor Monthly Expenditure & Demand for Grants. The MIS covers Demand for Grants; Plan Budget Links; and other Statements depicting Plan and Non-Plan Statement according to Budget Estimates and Revised Estimates. The system facilitates generation of various reports.

**4.33.6.16 Village Planning Information System (VPIS) – Amenities :**

*In order to strengthen the fourth tier tool for monitoring,* Village Planning Information System (VPIS) has been designed, developed & implemented for public use by all Ministries/ Departments. It is a web-based retrieval system based on Village level Non-Census data as on 31.03.1999 compiled with Census 2001 data, released by Registrar General of India. Nine different amenities, that includes Education, Health, Drinking Water, Post-Telegraph-Telephone, availability of Communication,

availability of Newspapers, Banking, Recreational & Cultural Facilities, Connectivity and availability Electric Supply etc. **The system has two parts showing data in Tabular view and Crystal Report view forms.** It has been developed in .NET using Microsoft Visual Studio 2005. It's URL is – <http://pcserver.nic.in/vpis>.

**4.33.6.17 Village Planning Information System (VPIS) – Demography:** *Village Planning Information System - Demography* is also a web-based retrieval system based on Census-2001 data of Government of India. The system enables retrieval of analytical information relating to demographic profile of all villages of India. The MIS has been developed using **Dynamic Query Engine for State retrieval and analysis of demography data.**

**4.33.6.18 District Planning Information System (DPIS) :** A web-based Information System has been designed, developed and implemented for the district planning based on demographic profile and amenities data released by the Registrar General of India on Census 2001. Queries can be made based on demographic profile or amenities or any combination of other parameter. It assists Special Component Plan (SCP) and Tribal Sub-Plan (TSP) Component of the planning which emphasize plans for SCs and STs. **MIS can be accessed thro' URL <http://pcserver.nic.in/dpis>.**

**4.33.6.19 'Online Complaint Registration Mechanism – Yojana Sewa' :** A web-based Management Information System for Yojana Sewa for online registration & monitoring of all maintenance and common services at Yojana Bhavan, Planning Commission has been designed and developed as per requirement of the Planning Commission under e-Governance project. This system facilitates registration of hardware/software complaints from all the computer users of

Planning Commission over the network to facilitate hardware/ maintenance engineers stationed at Yojana Bhavan to effectively attend to the complaints and minimise the system down-time.

**4.33.6.20 MIS on 'Rashtriya Sam Vikas Yojana (RSVY)'** is a web-based Information System for monitoring State wise, district, village and Sector wise detail of various schemes. Data Entry/Updation, deletion and restore module has been developed for physical and financial progress. Web Administration module for user authentication that include state-wise, district-wise user creation, user modification has been also developed. Reports can be generated as the same has been developed using using Crystal Report Writer.

**4.33.6.21 Hardware Inventory Management System (HIMS):** System software development, integration and implementation of the new Hardware Inventory Management System developed for the Planning Commission. It is a new web-based for all hardware inventory items procured and used by Planning Commission and information related to all new arrivals, in-stock and transaction detail can be generated thro' this package.

**4.33.6.22 MIS for National Schemes (CS & CSS) :** It is a web-based Information System for Annual Plan 2005-06, 2006-07 and 2007-08 and for the Eleventh Five Year Plan Outlay of the Central Sector Schemes of Ministries/Departments, Centrally Sponsored Schemes of Ministries/Departments and Central Assistance to States & UTs Plans has been developed. Re-designed and re-developed user interface of MIS for National Schemes (CS & CSS) using ASP.NET of Visual Studio 2005. The software PACKAGE comprises with different modules and data has been updated for 2006-07 and beyond. The MIS facilitates planners to provide

information about outlay and other information from the database, category-wise break-up on the basis of Ministries or Departments etc.

- **Security Module:** This module handles the security feature of the software. Main concern of this module is: Creating New User with privilege based on the Ministry/Department, Modify/ deletion of User profile/Id.
- **Entry/Update Module:** This module deals with the insertion and updating of records of various ministries, departments, schemes and outlays.
- **Restore Module:** When a user deletes a record, this will not permanently deleted from the system. This facility is only given to administrator of the system.
- **Reports:** Various reports can be generated as Ministry/Department-wise, Scheme-wise, Category-wise outlay, etc.

**4.33.6.23 MIS on all component of Flagship Programs including Bharat Nirman:** A single window web-based MIS on all 14 components of the Flagship Programmes including Bharat Nirman, designed and developed by studying and linking physical and financial progress of various components of the Flagship Programmes, has been implemented at Yojana Bhavan and can be accessed from outside using the URL <http://pcserver.nic.in/flagship>. The site makes a link to all components of Flagship Programmes for physical and financial progress of the month.

**4.33.6.24 MIS for Deputy Chairman, Planning Commission:** MIS has been designed and developed exclusively for the Deputy Chairman, Planning Commission. The MIS is updated periodically as and when new updates come. The MIS helps the Deputy

Chairman with the latest updated data pertaining to Annual State Plans, International Statistics based on Foreign Direct Investment; WTO related matters and others issues relating to domestic and international economy. The MIS includes information related to Approved Outlays and Expenditure from 1990-91 onward till date, percentage growth over the previous years, comparative statements, and scaled by GSDP for each state and Union Territory. The other information available in the database includes, data relating to Indian economy, Indian Revenue, Expenditure, Fiscal Deficits, Agriculture GDP projections, GINI Co-efficient, Power T&D Losses State-wise, Centre's and States' Fiscal Deficit, Poverty related data; FDI and WTO related data; GDP projections of selected countries and their comparative study etc. **The MIS also helps the Deputy Chairman during the Annual Plan discussions** with Chief Ministers of the concerned States as well as during his visit to States and abroad. IT can be accessed from the URL - <http://pcserver.nic.in/dchmis>

**4.33.6.25 Minimum Spatial Data Infrastructure for Multi-Layered GIS Application:** The scheme of “*Spatial Data Infrastructure for Multi-Layered Geographical Information System (GIS) for Planning*”, a new Central Sector Scheme (CS) sponsored by the Planning Commission and executed with the support of NIC, has been operational in the Planning Commission. The Spatial Data & GIS Application Services are now available in G2G through NIC at Planning Commission also. *The Mirror Server of the NIC HQ. i.e. Sun Fire V440 Server Sun Solaris has also been made operational and one can easily access the National Spatial Database Applications using the URL: <http://plangis/website/nsdb/viewer.htm>* Beside Sun-Solaris Server having NSDB database. Deptt. of Space has also put their mirrors site at Planning Commission and following layers can be accessed thro’

IntraYojana portal at Planning commission. Department of Space (DoS) Server has the following layers –

- Golden Quadrilateral; National Highways; District Roads; Village/Unmettalled Roads; Railway Stations; Airports
- Rivers; Reservoirs; Watershed Levels; Landuse; Vegetation Type; soil Productivity; soil slope; soil Depth; soil Texture; soil erosion etc.

**Data Source** includes:

- Census 2001 data; Primary Census Abstract and Amenities database
- Data pertaining to Krishi Vigyan Kendras (KVKs); Khadi and Village Industries (KVICs)
- Data received from NRSA, etc.
- This server can be accessed using the following URL:  
**<http://g2gisro/website/isro/India>**

The NIC-YBU Unit at Planning Commission is also the custodian of all GIS applications where the mirror-site is functional and digitised maps developed for the Planning Commission. Large number of maps generation and database creation is being serviced by NIC-YBU Unit at Planning Commission locally and has provided large number of inputs to various users of the Planning Commission.

**4.33.6.26 Non-Government Organisation (NGO) Database:** The Planning Commission NGOS/VOs database has the information of about 50,000 NGOS/VOs including 35,000 Associations, the data of which has been provided by Ministry of Home Affairs and that have received funding from various Ministries/ Departments, registered under FCRA or as Non-Profit Companies. The database has list of about 1500 NGOs,

identified as Good/valid by various organisations. Details profile of about 500 identified Good NGO is also available. The search module in this application facilitates the user to search State-wise or District-wise or Ministry-wise or by the name of Voluntary Organisation or Non Governmental Organisation. The information has been made available on NGO website. The site can be accessed through **<http://pcserver.nic.in/ngo>**

**4.33.6.27 Databank of Parliament Questions Answers:** A web-enabled database of Parliament questions and replies thereof, handled by the Parliament Section of the Planning Commission, is available on intranet site **<http://pcserver.nic.in/parliament>**. The Website has been re-designed and Parliament Question and Answer raised during different sessions related to Planning Commission into Web Format and updated the database for respective information category-wise and division-wise after doing the requisite codification. A new mode of search “**Quick search**” has been added on the website. Parliament related question/ Answers pertaining to Planning Commission for all sessions of the Parliament are available at this site.

**4.33.6.28 MIS for Financial Resource Division:** A web based retrieval system for State-wise monthly information of “**Financial Resource Briefs**” is available on Intranet for internal use. This provides the facility of authentication for the user also. The briefs of Financial Resources of those States for which input was available have been uploaded. The application has been made more user-friendly by modifying the user interface of the database.

**4.33.6.29 Database for Coal Sector:** A web enabled query based system **<http://pcserver.nic.in/coal>** for Power & Energy division of the Planning Commission is available on Intranet to facilitate generation

of various reports on Company-wise, State and year-wise status. The system also provides information on Company-wise/Scheme-wise, Financial and Sector-wise Demand reports on Coal.

#### **4.33.6.30 Planning Commission / PEO Documents Database:**

A web-based system (<http://pcserver.nic.in/peolibrary>) is available on Intranet for index of PC/PEO Documents to facilitate the Planning Commission Library to maintain the documents and publications brought out by Programme Evaluation Organisation (PEO), Planning Commission.

**4.33.6.31 Management System for Annual Confidential Reports (ACRs):** MIS has been developed for maintenance of Status of Annual Confidential Reports of Officer(s)/ Official(s) of the Planning Commission has been developed and is made available on local server at <http://pcserver/acr>. Number of reports based on queries have been developed as per requirement. On-line Data entry and updation module have also been developed for multi-user environment. Regular updation is also continuing.

**4.33.6.32 Database for Record Section of the Planning Commission:** Database for Departmental Record Room of Planning Commission for easy access and monitoring/tracking the movement of files from various divisions etc. is available on intranet. Data entry/ regular updation is under progress. Regular update is going on and many new records have been added into the database.

**4.33.6.33 State Public Sector Undertakings Database:** A web enabled database on State Public Sector Undertakings for the Financial Resource Division of the Planning Commission is available on Intranet. This database consists of data on equity, debt,

profit/loss, dividend and capital employed etc. for various PSUs. Reports/queries can be generated PSUs-wise, State-wise, year-wise and item-wise including calculated figures of compound annual growth rates and simple annual growth rates. It can be accessed from the URL <http://pcserver/psu>

**4.33.6.34 Web Enabled Retrieval System for Labour Employment & Manpower:** A web enabled Retrieval System (<http://pcserver/lem>) for Labour Employment and Manpower division of Planning Commission is available on Intranet facilitate retrieval of information on various parameters relating to the division. The site also provides a display utility in form of maps for the available State level parameters.

**4.33.6.35 Information System for Forest, Environment and Wildlife:** A web-base site <http://pcserver/few> on intranet is available to provide subjective information on Forest, Wildlife and Environment with respect to all States and Union Territories.

**4.33.6.36 Website for Financial Resources & Data Management – Support to Financial Resources Division:** NIC(YBU) has designed and developed a web-based application, available on Intranet, for the Financial Resources (FR) Division of the Planning Commission. The site has now been fully implemented and is being made content rich with all information related to financial allocation, outlay, expenditure details of all States and UTs for all Plans; macro and micro detail about central financial resources. Modification and addition of more web pages have been made and uploaded. The MIS is a depository of all information at one place and is available 24x7 for all users of the Planning Commission from the URL <http://pcserver.nic.in/frmis>

**4.33.6.37 Website for State Plans & Data Management – Support to State Plans**

**Division:** In order to have all information related to various reports, articles, inputs, data depository and other content pertaining to various divisions on the Intra Portal for the internal use, in a user friendly manner to be accessible at any time, conceptualization and designing of a web-based application for State plan Division has been initiated. The site contains data for all Five Year Plans, Annual Plans and their sectoral and sub-sectoral outlays, expenditure and States/Uts briefs prepared at Planning Commission and at States/Uts level, Presentations made by Planning Commission and by States during Chief Minister level Annual Plan discussions etc. at one place.

**4.33.6.38 Office Procedure Automation (OPA):** As per direction of Deputy Chairman, Planning Commission to have centralized diary/dispatch and file monitoring system at Yojana Bhavan; **OPA has been implemented successfully in all divisions of the Planning Commission.** For making the whole office using the centralized Diary/dispatch and file Monitoring System, NIC – Yojana Bhavan Unit arranged many work-shops, hands-on-training modules and individual training assistance to users and apprise them the advantages of OPA system. New version of OPA package has been installed and implemented. The carried out activities include -

- One-day workshop and online presentation on OPA system was given to Officers and staff of various divisions of Planning Commission
- Training has been provided on regular basis to new users on users request and support is provided to solve technical problems as and when it is required by the user.
- Four training programmes have been conducted and 40 officers/staff have been provided training on OPA.

- Necessary support to all divisions and that involves customisation for individual sections; providing training to the concerned officials; and Updation of details of employees in case of change of designation or promotion etc.

**4.33.6.39 ‘Yojana Resources’ – Content & Data Management Services on Intra Yojana Portal:**

As decided by the senior officials of the Planning Commission to have a column for ‘Yojana Resources’ for all administrative and technical divisions of the Planning Commission, the content management of IntraYojana portal has been enriched by adding information pertaining to (i) Office of the Deputy Chairman, PC (ii) Financial Resources Division (iii) State Plans Division of the Planning Commission. (iv) Library Division. These divisions are being provided training and proper userid/password are being provided so that the users can facilitate uploading and managing their resources on the portal under the content management framework of the portal by themselves. Presentation on content management was also given to all officials of the Financial Resources Division.

**4.33.6.40 Management of contents of Intra Yojana, the Intranet Portal of Planning Commission:**

The content on the portal was managed that includes -

- a. Creation of new users
- b. Updation of status of the users who had retired/relieved from the Planning Commission.
- c. Contents for State Plan and Library division uploaded to IntraYojana portal.
- d. Uploading of Payroll data for the month; Uploading of Circulars/ Office Orders/Notices on daily basis.
- e. Uploading other contents as and when request came.



- f. Technical support for smooth functioning of Payroll Software
- g. OPA management; etc.

#### 4.33.6.41 Implementation of e-Procurement:

Implementation of e-procurement has become mandatory and digital certificates in respect of six DDOS/officers have been procured from NITSA, got the cards activated and userids/passwords also created for registering to DGS&D so as to enable them to login DGS&D website for online Supply Order against DGS&D Rate contract. These officers and six other supporting staff from Gen.I, Gen.II, Protocol and Caretaker Cell have also attended the walk-in training for indentors/DDOs/ consignees for placement of 'online' supply orders against DGS&D Rate contracts.

#### 4.33.6.42 'Launching of the revamped web-site of the Planning Commission (<http://planningcommission.gov.in>)

- The website of the Planning Commission has been re-designed to have a good look and contents are well classified to make it more users' friendly.
- The revamped web-site of the Planning Commission was launched by the Deputy Chairman, Planning Commission on 8<sup>th</sup> October, 2008 at Yojana Bhavan. In the revamped web-site additional features that have been inducted includes :
  - Navigation is simpler
  - Special focus given to Sectoral details like Agriculture; Education; Employment; Health; Minerals; Industry; Infrastructure; Rural Development; Science & technology; Social Justice & Others Sectors
  - Special coverage to – Media & Press Releases; Internship; EFC/PIB Status; Tenders

- Monitoring of Flagship Programs and Evaluation Studies at one go
- Reports can be retrieved very easily at not more than two clicks away

#### 4.33.6.43 Updation and maintenance of the following web-sites: Following web-sites under the administrative control of the Planning Commission were updated and maintained during this period –

- a. Planning Commission web-site <http://planningcommission.gov.in>
- b. Knowledge Commission web-site <http://knowledgecommission.gov.in>
- c. Committee on Infrastructure web-site <http://infrastructure.gov.in>
- d. Economic Advisory Council (EAC) web-site <http://eac.gov.in>

#### III. Contents for National Portal of India and other web-sites:

#### 4.33.6.44 Number of documents related to Planning Commission have been also added in order to strengthen the content on the India Portal (<http://india.gov.in>).

- a. **Web-site of the Planning Commission:** Planning Commission website namely <http://planningcommission.gov.in> is regularly updated. Hindi and text Version of various pages have also been designed and uploaded to the web-site. The website of the Planning Commission has been re-designed to have a good look and contents are well classified to make it more users' friendly. In the revamped web-site additional features that have been inducted includes:
  - Navigation is simpler

- Special focus given to Sectoral details like Agriculture; Education; Employment; Health; Minerals; Industry; Infrastructure; Rural Development; Science & technology; Social Justice & Others Sectors
- Special coverage to – Media & Press Releases; Internship; EFC/PIB Status; Tenders
- Monitoring of Flagship Programs and Evaluation Studies at one go
- Reports can be retrieved very easily at not more than two clicks away

**b. Web-site of the Economic Advisory Committee (EAC) :**

As desired by Chairman, Economic Advisory Council to have a separated website of its own, **the site was got registered and finally a separate website <http://eac.gov.in> has been officially launched by the Secretary, Economic Advisory Council on 27<sup>th</sup> October, 2006.** The Economic Advisory Council has been set up with a view to inculcate awareness in Government on the different point of view on economic issues. The website is a link to disseminate the initiatives taken by the EAC and to provide single window access to all major initiatives relating to Government policies.

**c. Web-site of the Committee on Infrastructure (CoI) :**

For Infrastructure Division, a new website <http://infrastructure.gov.in> has been launched on 20<sup>th</sup> May, 2006 by the Hon'ble Finance Minister at Vigyan Bhavan, New Delhi. NIC (YBU) has provided the full support to the CoI Secretariat in launching of this

site and NIC unit at Planning Commission is continuing support to this division for timely updation of the web-site and making it content-rich.

**d. Web-site of the National Knowledge Commission:**

Web-site of the 'National Knowledge Commission' under the Chairmanship of Shri Sam Pitroda, <http://knowledgecommission.gov.in> was officially launched under GOV.in domain. NIC (YBU) has provided the full support in launching of this site and is continuing help for timely updation of the web-site to make it content-rich. The site has been also revamped during the year of reporting.

#### IV. e-Governance Applications of Planning Commission

##### 4.33.6.45 Intra-Yojana Portal for Planning Commission

**(<http://intrayojana.nic.in>)**

NIC(YBU) has developed and implemented the IntraYojana Portal, to accumulate various information, is an integrated one-stop web-based portal and service solution, built on open standards using soft-wares like Linux, PLONE and ZOPE, for the employees of Planning Commission for all G2E/G2G applications. The portal has been enriched with valuable information and has features like content and document management, personalised delivery of contents, work-flow, and other real time collaboration service. One can search for and has access to multiple type of information specific to their requirement with single login to the server.

**4.33.6.46 System Administration work and management** of contents of IntraYojana intranet portal of the Planning Commission was done that includes –

- Creation of new users; Updation of status of the users who had retired /relieved from Planning Commission.
- Uploading of Payroll data every month
- Uploading of Circulars/Office Orders/Notices on daily basis.
- Uploading other contents as and when request came. Uploading of contents included uploading Photos, Pay-slip data for the current month, Daily Circulars and Notices, News, etc. have been done.
- Providing hyperlinks to new MIS/Information systems developed by NIC, Yojana Bhavan Unit
- Administration work is ongoing for making the portal more useful and content-rich, etc.

**4.33.6.47 Office Procedure Automation System (OPA):** The web-based Office Procedure Automation System of movement of files and diary/dispatch is working in the Planning Commission. Its features provide a great help to bring efficiency, saves considerable time and efforts and also brings transparency in the working of Planning Commission. As on date, **OPA has been implemented successfully in all divisions of the Planning Commission.** For making the whole office using the centralized Diary/dispatch and file Monitoring System, NIC – Yojana Bhavan Unit arranged many work-shops, hands-on-training modules and individual training assistance to users and apprise them the advantages of OPA system. Technical support was provided to users from time-to-time.

**4.33.6.48 PAO COMPACT Software :** NIC has developed a Financial Management

Information System Software ‘**PAO COMPACT**’ for the computerisation of various payment and accounting functions for the use of various Ministries/Departments of Government of India. The Windows 2003 Server, on which this software application has been installed, is also being maintained by NIC(YBU).

**4.33.6.49 Preparation of Annual Plan :** NIC-YBU has been also assisting the Plan Co-ordination Division of the Planning Commission in the preparation of the drafts of Annual Plan, Mid Term Appraisals, Annual Report and Five Year Plan Document, etc. during this period.

#### 4.33.6.50 Training:

**Training for Employees:** Training Programmes are being organised for Officers and staff of Planning Commission at Yojana Bhavan on computer related topics. This includes Basics of Computer, Windows-based Microsoft Office Tools/Applications like Microsoft Word, Excel, E-Mail, PowerPoint, Hindi Software, Internet etc. and usage of other packages. **Following Training Programmes were conducted during 2008-09:**

1. Ten days **training programme on Computer Awareness**, specially for officials of Financial Resources & Plan Evaluation Division with specific thrust on MS-Excel and advance level Excel. A specialised five days Training programme on advance level MS-Excel for officials of the PEO Division of Planning Commission was also conducted.
2. A presentation on ‘**IntraYojana**’ Portal and OPA System has been arranged five times during the year for various divisions of the Planning Commission for smooth functioning of new system.

3. **Computer Education for Children of the Planning Commission Employees:** A 5-days Training Programme on Computer Awareness Course was conducted for children of Planning Commission Employees to inculcate computer awareness among them. **About 40 children have attended this programme during 2008-09.**
4. Training Division at NIC Yojana Bhavan, Planning Commission organised training for **Microsoft Office 2007 / 2003 Tools for Information Management in Government** to officials of the Planning Commission during November 10-17, 2008 at Yojana Bhavan so as to make them comfortable about various features of this office tool. The training programme on Microsoft Office 2007 and **advance level Microsoft Excel and Access** was arranged with the support of M/s Microsoft and was attended by more than 200 officials of the Planning Commission including senior officials and the officers have benefitted a lot with this valuable training.

#### 4.33.7 DEPARTMENTAL RECORDS ROOM

4.33.7.1 The periodical Annual Inspection of Departmental Records Room was carried out by the National Archives of India on 24<sup>th</sup> July 2008 and appreciated for the maintenance according to the norms specified and laid down in the Manual of Office Procedure, The Public Records Act, 1993 and The Public Records Rules, 1997. Even though it has shortage of staff, the staff working in this Section made the Departmental Records Room as a pleasant place of working by their sincere hard work and responsibility,

maintained neat and clean. In spite of the large and bulk of records it is being kept in a meticulous order.

4.33.7.2 As per Cabinet Secretary's D.O. Letter addressed to Secretary, Planning Commission, Shri Ravi Mittal, Adviser (Adm) has been designated as Chief Records Officer of Planning Commission and REOs & PEOs and Smt. Pramila Mathur, Section Officer (Gen.-1) has been nominated as Records Officer of Planning Commission and REOs & PEOs. Further Shri Bhasker Chatterji, Pr. Adviser (Admn.) inspected Departmental Records Room in December 2008 and submitted inspection report to Secretary, Culture.

4.33.7.3 Non current records which are 25 years or more old has been appraised by National Archives of India during the month of September, October and November 2008 and 40 non-current records are marked for weeding out and 550 are marked for permanent preservation at NAI. The files are bundled according to the NAI norms and will be transferred to National Archives of India for permanent preservation.

4.33.7.4 The routine reports like Half-Yearly Returns for the period ending 31<sup>st</sup> December 2007 and 30<sup>th</sup> June 2008 and Annual Returns such as Form – 1 (25 year old records), Form – 5 ( Annual Report of PC and REO, PEOs) Micro Filming of 'A' Category Records, Records of Defunct Committees, etc., were compiled and sent to National Archives of India.

4.33.7.5 With the assistance of NIC, Yojana Bhavan Unit, the computerized entry as well as retrieval of files and Records forwarded for retention in Departmental Records Room of Planning Commission has been carried out.

#### 4.33.8 PLANNING COMMISSION CLUB

4.33.8.1 The present Managing Committee commenced its activities during the month of March, 2008 under the Presidentship of Shri M.K. Khanna, Principal Adviser, Planning Commission, who guided and encouraged the Managing Committee to carry out its sports and other activities. However, since Shri Khanna left Planning Commission sometime in the month of May, 2008, the Special General Body meeting unanimously nominated and elected Shri R.K. Gupta as President of the Club.

4.33.8.2 **Cricket:** A Cricket Team from Planning Commission was sent for Inter-Ministry Tournaments, and the grounds for practice were also booked. Besides the fact that they played Inter Ministry Tournaments after a gap of about 10 years, our Cricket team put up good performance.

4.33.8.3 **Table Tennis:** A Table Tennis team of five members from Planning Commission was also sent for Inter Ministry Tournaments and, in spite of lack of logistic support, like provision of good, competing Table Tennis Bats, team went upto Semi Final stage.

4.33.8.4 **Annual Athletic Meet:** The Annual Athletic Meet was held on 9<sup>th</sup> January, 2009 at Vinay Marg Grounds where various athletic events including 100 mtr. 200 mtr. 400 mtr. 800 mtr. 1500 mtr, long jump, discus throw, javelin throw, hammer throw for young and veteran, both for men and women were held. Children races were also conducted. Special Events like Music Chair, Lemon races were also held for women and children. Arrangement for medical aid was also made in case of any untoward incident. A re-modelled Flag of the Club was unfurled by the President of the Club, Shri R.K. Gupta.

4.33.8.5 **Internal Tournaments:** Internal Table Tennis Tournaments for Pitamber Pant

Trophy & Table Tennis Annual Knock outs - both Singles & Doubles, as well as Santosh Trophy for Carrom and Annual Knock Outs - both for Singles & Doubles were successfully conducted by the respective Captains/ Vice Captains. Shri Satish Gouneyal has donated a Trophy in the memory of his late brother, Shri Harish Gouneyal. This will be a running Trophy for Table Tennis.

4.33.8.6 **Excursion Trips:** During 25.06.2008 to 29.06.2008, the Club organized an Excursion Trip to Anand Pur Sahib, Naina Devi, Baba Balak Nath, Chintpuri Devi, Jwalaji Devi, Kangra Devi, Chamunda Devi, Baijnath. A chartered bus was hired, provisioning & cooks were also arranged. The participants enjoyed the scenic beauty of Himachal Pradesh and appreciated the Trip. During 6<sup>th</sup> to 11<sup>th</sup> April, 2009, another Excursion Trip was also organized to Jaipur, Ajmer, Pushkar, Nathdwara, Udaipur and Mount Abu. Because of the overwhelming response, we had to hire two chartered buses. Cooks accompanied the bus. The arrangements were appreciated by all.

4.33.8.7 Annual Function of the Planning Commission was held on 22.05.2009 at the Constitution Club, Rafi Marg, New Delhi. Dr. Subas Pani, Secretary, Planning Commission kindly agreed to be Chief Guest and Smt. S. Bhavani, Sr. Adviser, Planning Commission also kindly accepted our request to be the Guest of Honour for the Function. Prizes were given away by the Chief Guest and Guest of Honour to the winners of various sports events and also for participating in the cultural programme presented by artistes from Planning Commission. The arrangements made for the Function were liked by all.

#### 4.33.9 WELFARE UNIT

4.33.9.1 To look after the welfare of its employees, Welfare Unit is functioning in the Planning Commission. Welfare Unit is

providing First aid to the Officers/staff of the Planning Commission. It also supplies general medicines for routine ailments such as headache, stomachache etc. Free Ayurvedic Consultancy is provided to the employees of the Planning Commission twice a week. The Welfare Unit extends all necessary assistance to the employees, in case of emergency viz., accident/other situations and takes him/her to hospital for medical treatment. The Assistant Welfare Officer visits the families of those employees who die in harness and renders all possible help. Welfare Unit helps in immediate delivery of relief to the families of those deceased employees who die in harness and are members of the Planning Commission Employees Welfare Fund Society. Condolence meetings are organized in office in respect of those employees who die in harness. It also organizes farewell to those employees who retire on attaining their age of superannuation.

4.33.9.2 In addition, the Welfare Unit organizes following national events: -

- Martyrs' Day
- Anti-Terrorism Day
- Sadbhavana Diwas
- Quami Ekta Diwas
- Flag Day and arrangements for fund raising for Communal Harmony,
- Armed Forces Flag Day and arrangements for fund raising.

4.33.9.3. During the period from 1st January, 2008 to 31st December, 2008 Welfare Unit undertook following events other than the normal: -

- i) For medical check up of officers and staff, a state of art Astha Medical Centre has been set up in Yojana Bhawan. It has the facility of trained staff, wheel chair, stretcher, blood

pressure check up, diabetes check up and other emergency measures.

- ii) Computer Training Programme for children of Planning Commission employees was organized from 5-5-2008 to 9-5-2008.
- iii) A Fruit stall and a Nescafe Counter is functioning on the 3rd & 2nd floor of the building respectively.
- iv) A sum of Rs.5,819/-from the officers/staff of Planning Commission and Rs.1,057/- from Officers/staff of Institute of Applied Manpower Research (IAMR) was collected on the occasion of Armed Forces Flag Day on 25<sup>th</sup> November 2008.

4.33.9.4. Welfare Unit also attends the work relating to Tea Board, Coffee Board, Ex-Employees Co-operatives Credit & Thrift Society, Kendriya Bhandar, DMS & Nestle stall etc.

4.33.9.5. The Welfare Unit also provides services to the Planning Commission employees Welfare Fund Society and the Departmental Canteen.

#### **Planning Commission Employee's Welfare Fund Society**

4.33.9.6. Planning Commission Employees' Welfare Fund Society is functioning since August 1997; it is registered under the Societies Registration Act. The membership of the Society is open to all the official of Planning Commission, Programme Evaluation Organization including officials on deputation from other Departments. The total strength of members of the Society as on 31st March 2008 is 665.

4.33.9.7. The monthly contribution, which is deducted from the salary, is Rs. 20/-, Rs.15/- and Rs.10/- for Gazetted, Group C and Group

D employees respectively. Two third of the total contribution made by a member is refunded at the time of his retirement.

4.33.9.8. The Society provides immediate financial relief to the families on death in harness of a member and also provides financial assistance to the members in case of prolonged illness. During the short period of eleven years, the society has increased the amount of relief to Rs.25,000/- in case of death and Rs.4,000/- in case of prolonged illness of a member of the society. In addition, the Society is also providing financial relief in case of death/illness of the member's spouse, if monthly contribution for spouse is made.

4.33.9.9. During the period from 1<sup>st</sup> January 2008 to 31<sup>st</sup> March, 2009, a sum of Rs.30,000/- was given as Medical Relief to the members, Rs.2,75,000/- was given as financial relief on death to the family of deceased member.

#### Departmental Canteen

4.33.9.10. As a measure of staff welfare Departmental Canteen was set-up to make available hygienically prepared meals, snacks and beverages to the employees of Planning Commission at reasonable rates. The Departmental Canteen is functioning on no profit no loss basis.

4.33.9.11. The Departmental Canteen is functioning in the Planning Commission since Oct 1961. The staffs working in Departmental canteen have been declared as Government employees w.e.f. 1st Oct 1991. The audits of account of Departmental Canteen are carried out every year. Three bearers have been deployed on duty after office hours upto 7.00 P.M. for providing tea, snacks to those employees who work after office hours.

4.33.9.12. The affairs of the Departmental Canteen are looked after by a Managing Committee. Its meetings are held regularly, where its working is reviewed and further programmes for improvement are considered.

4.33.9.13. A Sub-Committee is looking after maintenance of cleanliness and hygiene conditions and watch over the quality/quantity of raw materials used and items prepared.

4.33.9.14. A complete renovation of the Canteen premises has been undertaken.

#### 4.33.10 CHARTS, MAPS & EQUIPMENT UNIT

4.33.10.1 The Charts, Maps & Equipment Unit of Planning Commission provides technical and equipment support for day-to-day office work as well as for organizing various Meetings, Conferences and need of official functions in and out-side the office. The unit has the following modern equipment, to cater to the office's the requirements as under:-

- a) Laptop with Internet connection
- b) Plasma Screen Audio-Video System for display of meeting schedules, Presentations and other important information.
- c) Colour Laser Printers
- d) Scanners
- e) TV&VCR.
- f) Pentium IV Computers with Page Maker-6,5,7, Photoshop-6,7 & Coral Draw -10,11,12 Software's.
- g) Over Head Projectors, Slides Projectors.
- h) Colour Photo Copiers.
- i) Lamination Machines.

- j) Heavy-duty Photocopier & Digital Scanner cum Printing Machines.
- k) Binding Machines with Spiral Binding, Strip Binding & pin Binding etc.

4.33.10.2 The major activities carried out by this Unit during the year summarized as indicated below:-

- Prepared Cover Page Designs of various Publications brought out by the Planning Commission and Programme Evaluation Organisation during the year viz. Annual Report & Annual Plan, SBEs for Annual Plan 2008-09 & Compilation of Minutes of Internal Planning Commission Meetings. Prepared Book Cover Design Working Group Paper for Formulation of 11th Five Year Plan. Prepared display cards / Captions for NDC meetings held in Vigyan Bhawan.
- Prepared India Map on Coral Draw 12. Map Showing A Development Indicators : A Comparative picture of the Scheduled Tribe in India with that of total population at A Glance.
- Prepared India Map on Coral Draw 12. Map Showing A Development Indicators : A Comparative picture of the Scheduled Casts in India with that of total population at A Glance
- Prepared Map of India showing IITs/IIMs.
- Prepared Map of India showing National Institutes in different states of India.
- Organizational Charts of the Planning Commission (in English and Hindi), Adviser Level & Section Officer level with work allocation. Also, prepared Organizational Charts for Core Group on Empowerment, and the Programme Evaluation Organization.
- Prepared Name Display Cards for the Meetings / Seminars organized by the

Planning Commission during the year regularly.

- Prepared Colour Transparencies of the Meetings/ Seminars for use of Minister of State Planning Commission, Deputy Chairman / Members / Pr. Advisers Sr. Officers of Planning Commission.
- Designing and Printing of Certificates in Hindi for the participants in Hindi Pakhwara & Rajbhasha Sangosthi and other events of Planning Commission.
- Designing & Printing of a register of grant-in-aid.
- Calligraphic Work on Invitation Cards of Deputy Chairman Office, Secretary, & Pr. Adviser (PC& Admn.).
- Prepared Charts Showing Seating Plan of the Officers attending the Meetings / Seminars / Conferences etc.
- Designed Charts for education sector for VIII plan expenditure, Xth Plan expenditure for 11th Five Year Plan.
- Prepared Identity Cards for Retired Officials of Planning Commission/ Programme Evaluation Organization / Western Ghats and Lamination of the same.
- Scanning & Printing of Official documents. Scanned various photos & colour printing for the various divisions by the planning commission
- Designing of Car and Scooter Parking Labels (Stickers) for Yojana Bhawan.
- In addition to the routine work of Photo Copy of the Planning Commission, the unit has carried out the additional work related to Printing of copies of Tenth Five year Plan (both Hindi and English version), Mid-term Appraisal Document of Tenth Five year Plan during the year.



- Specification for Procurement of Heavy Duty Photocopier, Digital Scanner cum Printers (colour & mono).
- Certification of AMC bills of Photocopiers, colour photocopier & colour Print etc.
- The Unit has also handled and operated the Equipment Electronic display Boards, Plasma Screens, Laptop, TV & VCR, Over Head Projectors, Slides Projectors and Photo Copiers during the year under report.

#### **4.33.11 RIGHT TO INFORMATION**

4.33.11.1 The RTI cell was set up in the Planning Commission in October, 2005 and is functioning at Soochna Dwar on the ground floor of the Yojana Bhawan. There is a separate link 'RTI Act' on the home page of the Planning Commission's website. To facilitate visitors/clients at the Soochna Dwar, it has provided facilities to fill up queries online. During the Financial Year 2008-09 RTI cell has received 187 queries and all have been responded to.

---

## Chapter 5

# Programme Evaluation Organisation

### EVOLUTION OF PROGRAMME EVALUATION ORGANISATION (PEO)

5.1 “Ever since the concept of planning was introduced in India, how to plan/design the development schemes and programmes for implementation in a given situation with varied geo-climatic features on the one hand and diverse socio-economic characteristics across the states on the other hand posed a great challenge before the planners and policy makers who always remained concerned about improving the service delivery. Nevertheless, the founding fathers of PEO had a visionary objective that aimed at improving the development planning and implementation through evaluation results which would be nothing but the manifestation of the grassroots reality about public interventions in helping the intended beneficiaries of development schemes and programmes”.

#### Organizational History

5.2. Having this implicit objective in view, PEO was established in October, 1952, as an independent organization, under the general guidance and direction of the Planning Commission with a specific task of evaluating the community development programmes and other Intensive Area Development Schemes. The evaluation set up was further nurtured and strengthened by developing methods and techniques of evaluation in the First Five Year Plan and setting up evaluation machineries in the States during Third Plan (1961-66) and

Fourth Plan (1969-74). With the extension of the Plan Programmes/Schemes in a variety of sectors, viz., agriculture, cooperation, rural industries, fisheries, health, family welfare, rural development, rural electrification, public distribution, tribal development, social forestry, etc., the evaluation task performed by the PEO was gradually extended to other important Centrally Sponsored Schemes.

#### Functions and Objectives of PEO

5.3. The Programme Evaluation Organisation (PEO) undertakes evaluation of prioritized programmes/schemes at the behest of the various Divisions of Planning Commission and Ministries/Departments of Government of India. The evaluation studies are designed to assess the performance, processes of implementation, effectiveness of the delivery systems and impacts of programmes/schemes. These studies are diagnostic in nature and aim at identifying the factors contributing to successes and /or failures of various programmes and thus help in deriving lessons for improving the performance of existing schemes through mid-course corrections and better designs for future programmes.

#### Diagnostic Approach for Therapeutic Results

5.4. Broadly speaking, the objectives of evaluation task performed by PEO include objective assessment of processes and impacts of the development programmes,

identification of the areas of successes and failures at different stages of implementation, analysis of reasons for successes or failures, examination of extension methods and people's reactions thereto and deriving lessons for future improvement in formulation and implementation of the new programmes/schemes. Evaluation in this sense has been recognised as quite distinct and separate from analysis of progress and review on the one hand, and inspection, checking and scrutiny of the schemes and works on the other.

### **Participatory Approach for Improving Service Delivery**

5.5. PEO is conducting external evaluation, independent of the administrative channels, through direct observations, sample surveys and social science research methods. Thus, evaluation studies carried out by the PEO are different from progress reporting or checking and scrutiny of works as being done in the administrative Ministries/Departments. Nevertheless, an attempt is also being made to involve planners and implementing agencies at all stages of evaluation to make the findings and lessons of PEO reports more useful.

### **Organizational Structure of PEO**

5.6. The PEO is primarily a field based organization under the overall charge of the Deputy Chairman, Planning Commission. It has a three-tier structure with its Headquarters housed in Planning Commission at New Delhi. The middle rung is represented by the Regional Evaluation Offices, while the next links are the Field Units known as the Project Evaluation Offices.

### **PEO Headquarters**

5.7. At the PEO Headquarters, the organization is headed by Sr. Adviser (PEO) who is assisted by Adviser/Joint

Adviser/Directors/Deputy Advisers with their supporting manpower. Each one of the Directors/Deputy Advisers is responsible for formulation of study designs, conduct of studies and analysis of the data collected through field units of PEO under the overall guidance and supervision of Adviser (Evaluation).

### **PEO Field Units**

5.8. PEO has 15 field units – 7 Regional Evaluation Offices (REOs) and 8 Project Evaluation Offices (PEOs) located at different State Capital of the country. Performance and impact evaluation studies need to generate village and household level primary data and process data from the various nodes of the implementing machineries located at the State, district, block and village levels. The field units of PEO serve the most important function of ensuring that the primary and secondary statistics used in evaluation studies are representative of the grassroots reality. Since evaluation findings are to be acted on by the planners and policy makers, ensuring accuracy of the data generated for diagnostic and impact studies is of a critical importance. The field units of PEO, therefore, perform the most important function in evaluation studies. The lay out of PEO at field level is given at Annexure.

### **PEO Library**

5.9. PEO Headquarters maintains its own library (Technical) where reference books on evaluation techniques to be adopted for designing/ instrumenting of the studies and other publications related to evaluation are kept for allusion purposes. Copies of the evaluation reports are also kept in the library for reference purposes.

## Emphasis on Evaluation

5.10 The Prime Minister has on various occasions laid stress on the need to improve the quality of implementation and enhance the efficiency and accountability of the delivery mechanism which can be ensured only through effective evaluation. The Finance Minister has emphasized the need of an independent and in-depth evaluation of programmes and schemes because people of the country are concerned with outcomes. The Endeavour of the Government is to put in place a mechanism to measure the development outcomes of all major programmes.

5.11. The Cabinet Secretary, in a communication addresses to the Secretaries of various Ministries/Departments, directed to undertake evaluation of all the on-going scheme/programmes/projects which have not been evaluated so far and emphasized that it would be decidedly more useful if the impact assessment is carried out by the Programme Evaluation Organization, Planning Commission or by capable professional agencies. A Plan Scheme “Strengthening Evaluation Capacity in Government” has been introduced in the 2006-07.

## Plan Scheme for Evaluation

5.12. A new Central Plan Scheme namely “**Strengthening evaluation capacity in Government**” has been introduced in the year 2006-07 with a budgetary allocation of Rs. 8.55 crore. Rs.26 crore, Rs.12 crore & Rs.12 crore were allocated for the year 2006-07, 2007-08, 2008-09 and 2009-10 respectively under this scheme. The main objective of the Scheme is to provide quick and useful evaluative information for planners / policy makers. Quality evaluation of various programmes and projects would not only bring improvement in public sector performance but also address a broad range of

issues relating to economy, efficiency, effectiveness, sustainability and relevance of public sector funding and development intervention.

## Objectives of the Plan Scheme :

- (i) To build on the existing capabilities in Programme Evaluation Organisation (PEO) and evaluation capacity development within and outside the Government in general.
- (ii) To create a data base on development evaluation which would not be just a repository of evaluation studies done by different organizations but would contain presentation of results of evaluations, lessons learnt, best practices etc. in a user friendly format.
- (iii) To provide the expertise to the State Governments by training through resource persons and experts available in the PEO, Planning Commission.
- (iv) For making the evaluation reports meaningful, timely and informative. Use of latest statistical software packages and upgradation of the existing computer hardware.

## Development Evaluation Advisory Committee (DEAC) for PEO

5.13. In view of the changed scenario, the erstwhile Evaluation Advisory Committee (EAC) was revamped and reconstituted as Development Evaluation Advisory Committee (DEAC) on 29th November, 2004 which is headed by Deputy Chairman, Planning Commission comprising all Members of the Planning Commission and four eminent research professionals from renowned Research Institutes and Universities as members. Adviser (Evaluation) is the Member Secretary of DEAC. The Terms of Reference of DEAC are given as below:

- to identify major thematic areas for evaluation research in the country and for Programme Evaluation Organisation (PEO).
- to consider and approve the Annual Plan/long term Plan for PEO.
- to assess and monitor the quality of development evaluation research in the country and recommend corrective measures.
- to monitor compliance of evaluation findings by planning and implementing Ministries/Departments.
- to suggest ways and means for developing greater linkages between PEO and Central Ministries/Departments, State Evaluation Institutions as well as other academic institutions and organizations engaged in monitoring and evaluation of programmes/schemes and research.
- to provide guidance for formulation of a national evaluation policy outlining the methods, standards and processes of information generation and use.
- to assess evaluation resources and develop suitable strategies for evaluation capacity development in the Ministries/Departments, NGOs, Universities and Research Institutions in the country.
- to suggest any other activity to be undertaken by PEO to generate useful evaluative information for planners/policymakers.

#### EVALUATION STUDIES OF PLAN SCHEMES/ PROGRAMMES IN PROGRESS IN PEO IN 2009-10 IS AS FOLLOWS :

5.14. Status of Evaluation studies prioritized by DEAC:

The status of evaluation studies prioritized by DEAC (As on 2.06.2009) is as follows:

Sl. No.	Name of the Scheme	Present Status
1	Cooked Mid-day Meal Scheme (in-house)	Draft evaluation report is in progress.
2	Rural Roads (in-house)	Conducted in- house and draft report is under preparation.
3	Sarva Shiksha Abhiyan (in-house)	Report writing is in progress
4	Rashtriya Sam Vikas Yojana	The Study has been outsourced. Data collection is in progress.
5	National Rural Employment Guarantee Scheme	Evaluation study was assigned to IAMR. A consolidated report is to be prepared.
6	Rajiv Gandhi Gramin Vidyutikaran Yojana	It has been decided to launch a detailed study on RGGVY on the basis of pilot study. CEMC has been reconstituted for conducting a fresh study.

Sl. No.	Name of the Scheme	Present Status
7	Rural Telephony	The study has been outsourced in November, 2008. Report writing is in progress
8	Rajiv Gandhi National drinking water mission	Outsourced to AMS Consulting and data collection work in under progress
9	Rashtriya Sam Vikas Yojana	Outsourced to AMS Consulting on 25 <sup>th</sup> March,2008. Draft report has been received from the organization.
10	National Rural Health Mission	The study has been outsourced in November, 2008. field work is in progress.
11	Integrated Child Development Services	The study has been outsourced in November, 2008. field work is in progress.
12	Accelerated Irrigation Benefits Programme	The study has been outsourced in November, 2008. Field work is in progress.
13	Indira Awas Yojana	Quick Evaluation study has been outsourced and field work is in progress.
14	Integrated Child Development Scheme (ICDS)	The study has been outsourced to NCAER in January, 2009. Field work is in progress.
15	Integrated Scheme of Oilseed, Pluses, Oil Palm and Maize	The study proposed to be outsourced. Bid meeting held on 29.05.09 and bidding process in progress.
16	Jawaharlal Nehru National Urban Renewal Mission (JNNURM)	Design prepared by PEO and sent to Ministry of Urban Development for comments/ suggestions. TOR for evaluation sent for finalization.
17	Total Sanitation Campaign	Design of the study has been prepared by PEO and proposed to undertake in-house.

**Status of other Studies in hand:**

5.15. The following studies are at different stages of completion

S. No.	Name of the Scheme	Status of Evaluation Study
1.	Western Ghats development programme and Hill Area Development programme	Draft report has been received from the agency and returned for final version.
2.	Construction of Hostels for SC Boys and Girls	Report writing work was outsourced. Final report is under consideration of PEO for acceptance.
3.	Revised Long-term Action Plan for KBK Districts of Orissa	Final Report is under consideration of PEO for acceptance.
4.	Evaluation of Centrally Sponsored Schemes in 4 Districts of J.& K.	Draft reports district-wise are under finalization
5.	National Scheduled Tribes Finance & Development Corporation (NSTFDC)	Final Report is under examination
6.	Decentralized Training Programme for Handloom Weavers	Draft report is being finalized in PEO.

**Follow up Action on Evaluation Findings and Suggestions – a Tangible output of PEO**

5.16. The implementation of the findings and suggestions made in the evaluation reports brought out by PEO rests with the concerned Ministries/Departments. It has been gathered that the findings and suggestions of PEO evaluation reports have been incorporated in varying degrees by the implementing Ministries/Departments. Some of the evaluation reports on which follow-up actions were taken are highlighted below:

- Based on the evaluation report of PEO on *Mahila Samridhi Yojana*, the scheme was abolished.
- The *Employment Assurance Scheme* was thoroughly re-structured during 2001-2002 and the detailed guidelines for the re-structured scheme (Sampoorna Grameen Rozgar Yojana (SGRY) were issued in April, 2002 which incorporated many of the recommendations of the report by PEO released in April, 2000.
- The evaluation of *Non Formal Education Programme* was taken up by PEO in the year 1997 and based on the recommendations of the PEO report the scheme was completely revamped and amalgamated in the new scheme entitled Education Guarantee Scheme and Alternative & Innovative Education (EGS&AIE).
- The evaluation of *National Project on Biogas Development (NPBD)* was taken up by PEO in 2001 and based on the observations and recommendations of the evaluation report, the Ministry of Non Conventional Resources formulated detailed guidelines for implementation of the programme during the year 2002-2003 onwards.

- The performance evaluation of *Statutory Development Boards in Maharashtra* was taken up by PEO and the report was released in April, 2003. The findings and observations of PEO report were acknowledged by office of the Governor, Maharashtra and the three development boards of Marathwara, rest of Maharashtra and Vidharbha.
- The evaluation reports on *Accelerated Rural Water Supply Programme (ARWSP)*, *Functioning of Community Health Centres (CHCs)*, *Functioning of Primary Health Centres (PHCs)* assisted under *Social Safety Net Programme (SSNP)* and Member of Parliament Local Area Development Scheme have been found extremely useful and acted upon by the implementing agencies.
- The findings and recommendations of the recently evaluated scheme on Integrated Dairy Development Project are being acted upon by the Ministry and the Subject Division of the Planning Commission.

### e-Governance in PEO

5.17 A comprehensive proposal for strengthening e-governance and information technology has been prepared and submitted to General Administration for implementation. The proposals are assured to be implemented in a phased manner by the Planning Commission.

### Orientation Programmes organized by PEO

5.18. The organization of orientation programme is a tedious job for the Project Directors of the allotted studies, as they have to fulfill the desired standards of processes of evaluation. The Project Directors of the studies are required to collect the background material on the schemes/programmes from the concerned Ministries/Departments for formulation of designs for the studies for launch in the field. To make the field offices of PEO understand as to how to conduct the study in the field, orientation programmes are organized for comprehensive discussions.



## Annexure 5.1

## Lay out of Programme Evaluation Organisation at Field Level

Name of Regional Evaluation Office (REO)	Project Evaluation Office (PEO) attached to concerned REO	States/UTs falling under concerned REO/PEO
1	2	3
<b><u>I. Eastern Region</u></b> 1. REO, Kolkata	PEO, Guwahati & PEO, Bhubaneshwar	1. Arunachal Pradesh 2. Assam 3. Manipur 4. Meghalaya 5. Mizoram 6. Nagaland 7. Orissa 8. Sikkim 9. Tripura 10. West Bengal 11. A & N Islands
<b><u>II. Northern Region</u></b> 2. REO, Chandigarh	PEO, Shimla	1. Haryana 2. Himachal Pradesh 3. Jammu & Kashmir 4. Punjab 5. Chandigarh 6. Delhi
<b><u>III. Southern Region</u></b> 3. REO, Chennai	PEO, Thiruvananthapuram	1. Kerala 2. Tamil Nadu 3. Lakshadweep 4. Pondicherry
<b><u>IV. South Central Region</u></b> 4. REO, Hyderabad	PEO, Bangalore	1. Andhra Pradesh 2. Karnataka
<b><u>V. Central Region</u></b> 5. REO, Jaipur	PEO, Bhopal	1. Madhya Pradesh 2. Chhatisgarh 3. Rajasthan
<b><u>VI. Northern Central Region</u></b> 6. REO, Lucknow	PEO, Patna	1. Bihar 2. Jharkhand 3. Uttar Pradesh 4. Uttaranchal
<b><u>VII Western Region</u></b> 7. REO, Mumbai	PEO, Ahmedabad	1. Goa 2. Gujarat 3. Maharashtra 4. D&N Haveli 5. Daman & Diu

---

## Chapter 6

# Vigilance Activities

6.1 The Vigilance Unit of the Planning Commission deals with all vigilance cases i.e., cases of corruption, mal-practices and lack of integrity in respect of Group 'A', 'B' and 'C' officers. It is also responsible for issuing vigilance clearance at the time of promotion, forwarding of Applications for outside jobs/passports, relieving from the Planning Commission on transfer/retirement etc and advising the administration on other disciplinary cases which may be referred to it for advice.

6.2 Planning Commission being a non-public dealing department, scope for corruption, malpractices is very limited. During the period from April, 2008 to March, 2009, 5 complaints received in the unit have been examined and disposed. Necessary

advice has been tendered on the matter referred by the Administration Division.

### **Prevention of Sexual Harassment: -**

6.3 In accordance with the guidelines and norms prescribed by the Hon'ble Supreme Court of India in the Public Interest Litigation WP No (Crl) 666-70 of 1992, a Complaints Mechanism Committee on Sexual harassment has been constituted. Relevant provisions of the Conduct Rules on the subject were widely circulated in the Planning Commission. During the period April, 2008 - March, 2009, one complaint of sexual harassment was reported to the committee and the Committee submitted its report for taking required action on it.

## C&amp;AG's Audit Observations

Para 7.10-Disbursement

**Appendix VII-D**  
**(Refers to Paragraph 7.10)**

**“Rush of Expenditure during the month of March, 2008 and last quarter of 2007-08.”**

Sl. No.	Description of the Grant and Major Head	Total Provision	Total Expenditure under major Head	Expenditure in March	% of Expenditure in March to total Expenditure	Expenditure incurred during last quarter	% of Expenditure during the last quarter of financial year
124	3475-Other General Economic Services	29.11	29.35	6.17	21	12.40	43
125	3601-Grants-in-aid to State Governments	6.37	6.37	6.37	100	6.37	100
126	5475-Capital Outlay on Other General Economic Services	4.00	3.37	1.99	50	2.71	68

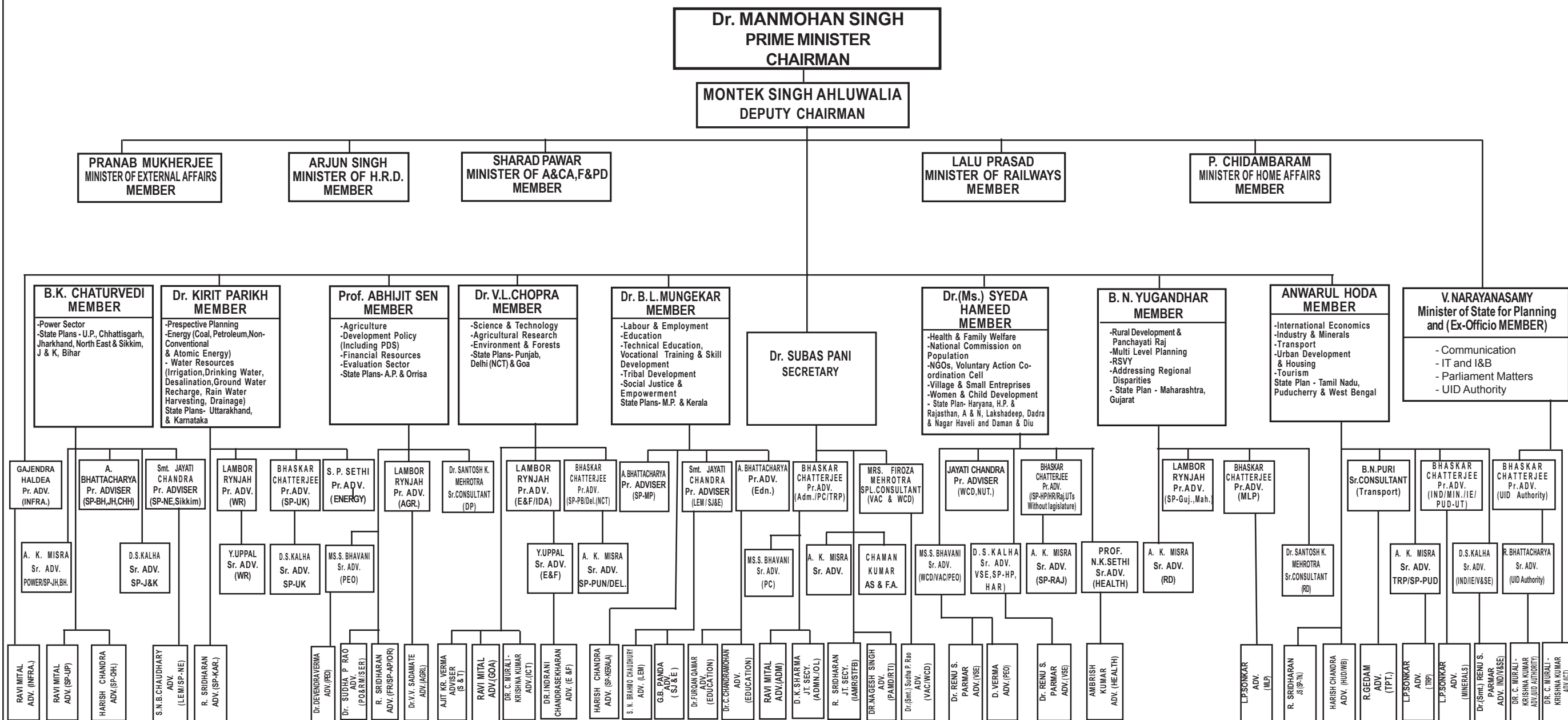
Para 8.16 – Unrealistic budgetary assumptions

**Appendix VII-F**  
**(Refers to Paragraph 8.16)**  
**Statement showing cases of unrealistic budgetary assumptions**  
**(Savings of Rupees two crore and above)**

(Rs. in Crore)

Sl. No.	Sub-Head	Budget Provision	Actual disbursement	Unspent provision	Percentage of unspent provision to budget provision
Grant No. 71 – Ministry of Planning					
138	2245.80.102.08 – Tsunami Rehabilitation Programme	3.00	0.17	2.83	94
139	5475.00.800.14- Modernisation of Office Systems	7.50	3.37	4.13	55

# ORGANISATION CHART OF THE PLANNING COMMISSION GOVERNMENT OF INDIA



1. Designations
- PR. ADV. Principal Adviser
  - Sr. Consultant - Senior Consultant
  - Sr. Adv. - Senior Adviser
  - ADV. Adviser
  - JT. SECY. Joint Secretary
  - AS & FA Adl. Secy. & Financial Adviser

2. Subject :
- ADMN. Administration
  - Agri. Agriculture
  - A.P. Andhra Pradesh
  - BH. Bihar
  - BRGF Backward Region Grant Fund
  - C&I Communicatoin & information
  - ICT Information and Communication Technology
  - Com. Commerce
  - DRF Development Reforms Facility
  - DP Development Policy
  - EDU Education
  - E & F Environment & Forests
  - FR Financial Resources
  - HRD Human Resource Development
  - HUD Housing & Urban Development

- IDA Island Development Authority
- IAMR Institute of Applied Manpower Research
- IEM International Economics Managemant
- IE International Economics
- IT Information Technology
- I & B Information & Broadcasting
- LEM Labour, Employment & Manpower
- MLP Multi Level Planning
- M.P. Madhya Pradesh
- Mah. Maharashtra
- NCP National Commission on Populaton
- NCT National Capital Territory
- NE North East
- OL Official Language
- O/o DCH Office of Deputy Chairman

- PAMD Project Appraisal & Management Division
- PDS Public Distribution System
- PC Plan Co-ordination
- PEO Programme Evaluation Organisation
- PO&RM Programme Outcome & Responce Monitoring
- PP Perspective Planning
- RD Rural Development
- RSVY Rashtriya Sam Vikas Yojana
- SER Socio-Economic Research
- SJ & WE Social Justice & Women Empowerment
- SP-C State Plan-Central
- SP-E State Plan-East
- SP-N State Plan- North
- SP-NE State Plan-North East
- SP-S State Plan-South

- SP-W State Plan-West
- S & T Science & Technology
- SP & Adm. State Plan & Administration
- SCol Sectt. of Committee on Infrastructure
- TPT. Transport
- TRP Tsunami Reconstruction Plan
- VAC Voluntary Action Cell
- Voc. Trg. Vocational Training
- VSE Village & Small Enterprises
- WCD Women & child Development
- WE Women's Empowerment
- WR Water Resources
- TFS Task Force on Skills
- TA Tribal Affairs

SUMMARY			
Chairman	- 1	AS & F A	- 1
Dy. Chairman	- 1	Sr. Adv.	- 6
MOS	- 1	Sr. Consultants	- 2
Members (8+5)	- 13	Advisers	- 18
Secretary	- 1	Jt. Secy.	- 2
Pr. Adviser	- 6		
Spl. Consultant	- 1	Total	- 53