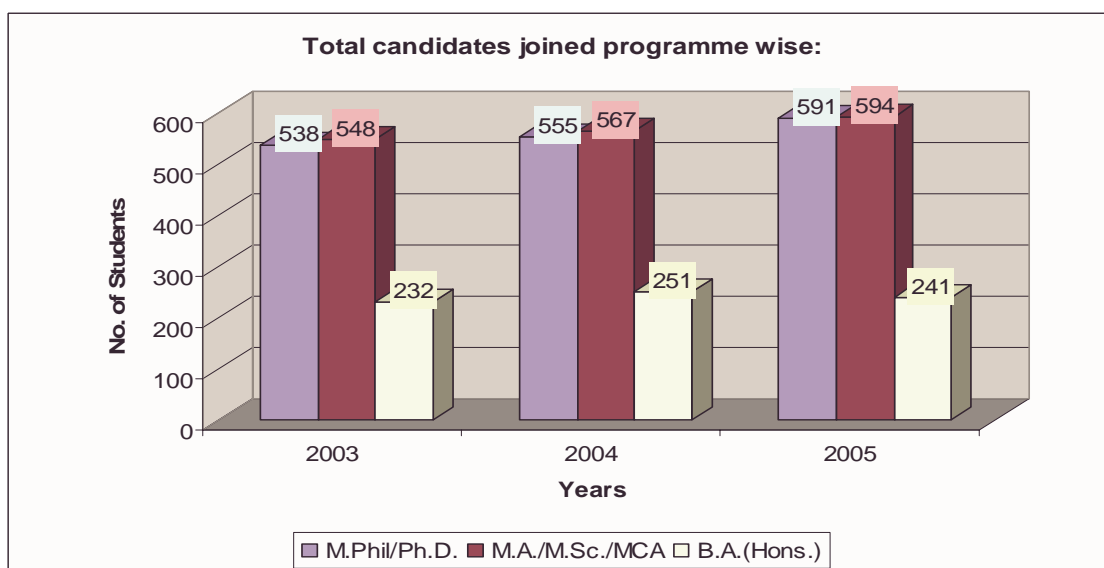


WHY JNU IS DIFFERENT?

1. University of National Character

JNU is a Post-Graduate Research University with national character offering courses at the level of M.A., M.Sc., M.Phil. and Ph.D. . A unique under-graduate course is also being offered in foreign languages. The following bar diagram shows the proportion of students enrolled in different levels of courses in a typical year: -



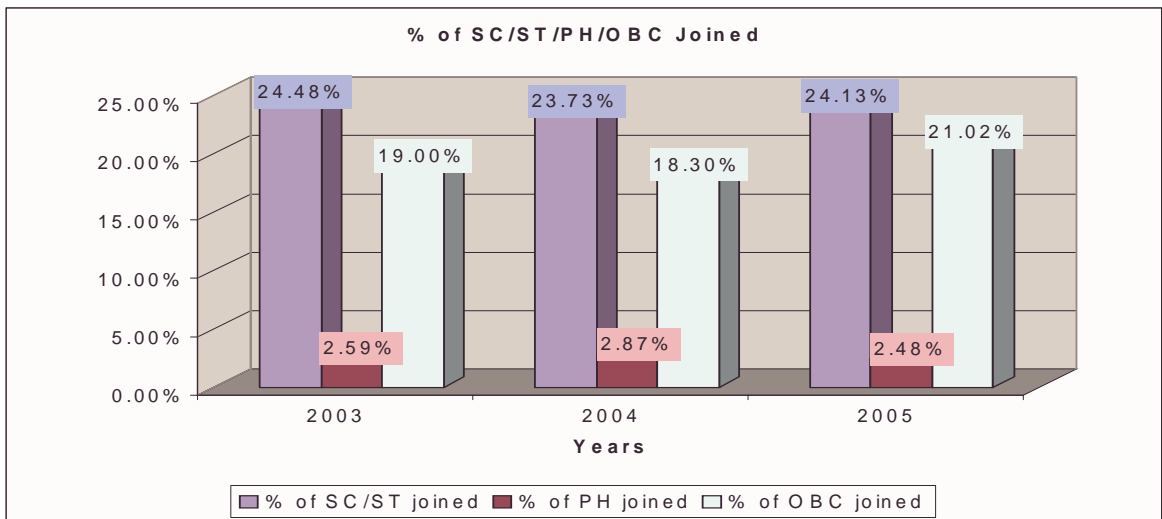
2. Residential University

JNU is primarily a residential University wherein 80% of the students admitted to various courses stay on campus spread over 1000 acres.

3. Unique Admission Policy:

JNU follows admission policy which ensures admission of students from all Sections of society especially the under-privileged physically handicapped and socially backward students thereby showing positive discrimination to students belonging to these categories. The following graph shows the intake of such categories of students in the University. It is clear from the graph that the statutory reservation is being fulfilled by the university.

JNU admission policy is given the title of “Best practices in higher education” in one of NIEPA’s publication.



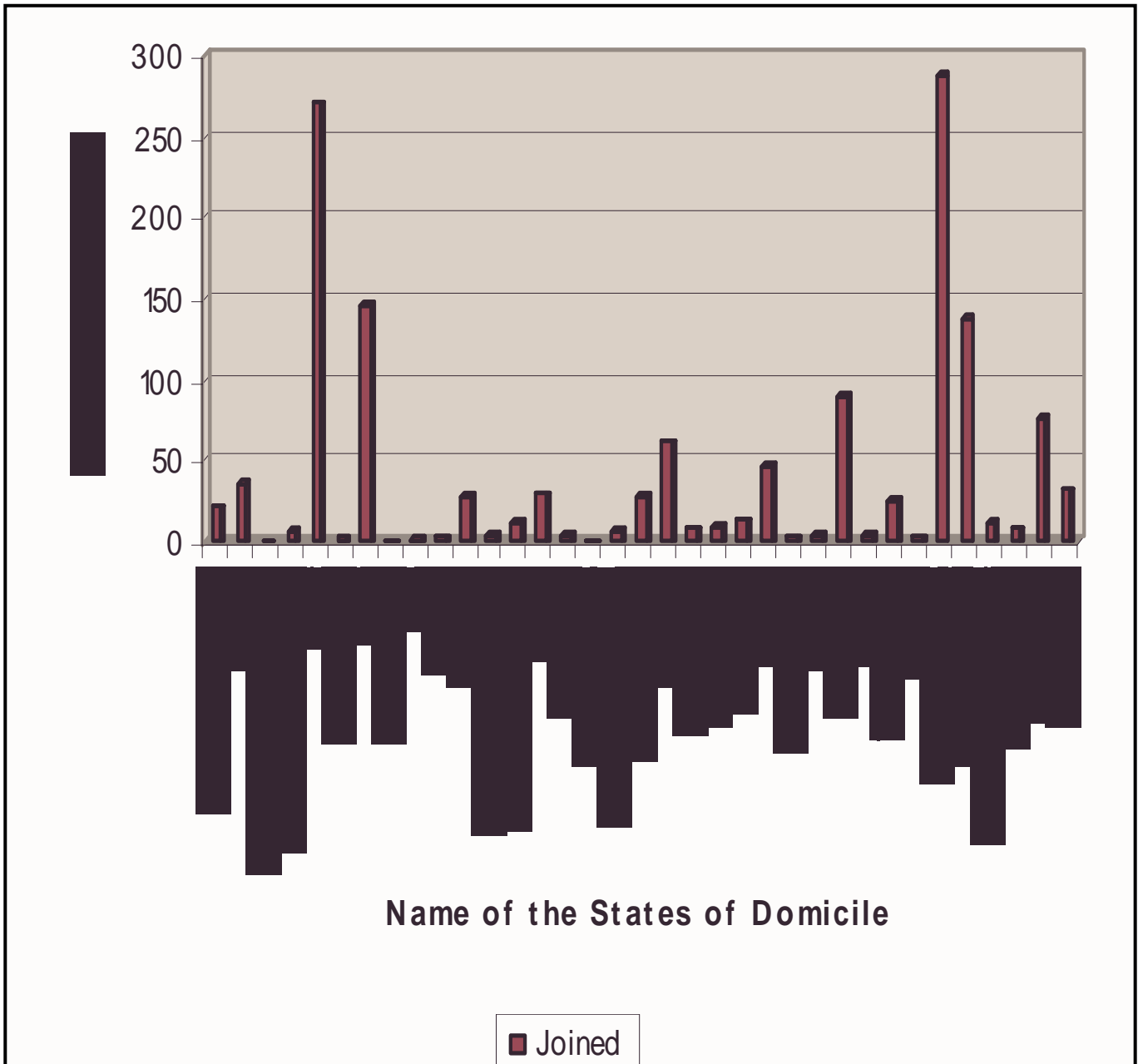
4.

Admissions to various courses are done on the basis of performance of the candidates in the Entrance Test conducted by the University every year. The entrance test is conducted at about 68 centers spread all over the country including in two SAARC nations.



5. State-wise representation of students

It has been the endeavour of the University that students from all parts of the country join. The following chart confirms that the number of students who have been admitted to the University for various courses come from different states: -



6. **High Faculty, Research, Library and Networking Facilities**

Ever since its inception, the University has carried out and developed excellent research, library and networking facilities. It has always endeavoured to create an atmosphere giving ample opportunity to the scholars to excel in fields of their interest. The University attracts and draws faculty of repute and high standing in their respective field. Majority of the faculty members live on the campus.

The University has been recognized by the UGC as “University with Potential for Excellence” and is known globally.

JNU has always aspired to achieve further heights in the field of research and higher education and be in the forefront in league with the best across the world.

JNU has special Requirements

For the reasons mentioned above, JNU has special requirements. Being a Residential Post-Graduate Research University additional strength of students would not only require additional faculty members for teaching and research supervision, non-teaching staff would be essential to man laboratories, library, hostels and other important facilities. The proposed expansion would also require construction of additional School Buildings, Hostels and upgradation/addition of infrastructure including addition of specialized laboratories for which projected amount of funds (*see enclosed request*) are needed on urgent basis. JNU will be in a position to fulfill its obligation in a phased manner once funds are provided.