

**MOST IMMEDIATE**

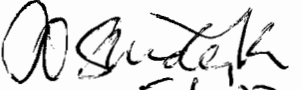
Planning Commission  
(Plan Coordination & Management Division)

-----

Sub:- Application from Shri I. Nicholas, Post Box-15, HPO-1,953/1, Madhavpuram, Delhi Road, Meerut-250002 requesting to provide certain information under the RTI Act.

-----


With reference to RTI Cell's communication No. RTI-1401(10)/2012-Soochna dated 28.5.2012 on the subject mentioned above, the information pertaining to Part-3(A) of the application from Shri I. Nicholas, Post Box-15, HPO-1,953/1, Madhavpuram, Delhi Road, Meerut-250002 requesting to provide the copies of documents on the basis of which Hon'ble Minister of State for Planning had placed his statement before the Parliament on 9<sup>th</sup> May 2012, copies of the documents obtained from Statement of Budget Estimates of respective Ministries / Departments, are enclosed.

  
5.6.12  
(J.K. Katyal)  
Director (PC&MD)

ACPIO (Dr. Y. Prabhanjan Kumar Yadav)

-----

PC UO No. A-35011/4/2010-PC (Part) dated 5<sup>th</sup> June, 2012




**LOK SABHA UNSTARRED QUESTION NO. 5518 FOR 9.5.2012, RAISED BY SHRI YASHWANT SINHA, REGARDING NAME OF SCHEMES AFTER EMINENT PERSONALITIES**

<b>List of Schemes run by the Government, named after Eminent Personalities</b>			
<b>S.No.</b>	<b>Scheme Names</b>	<b>Ministry / Department</b>	<b>Year of Inception</b>
✓ 1.	Indira Gandhi Rashtriya Uran Akademi	Ministry of Civil Aviation	1985
✓ 2.	Indira Gandhi Rashtriya Manav Sangrahalaya	Ministry of Culture	1977 (Renamed in 1993)
✓ 3.	Khuda Bakhsh Oriental Public Library	Ministry of Culture	1969
✓ 4.	Raja Ram Mohan Roy Library Foundation	Ministry of Culture	1972
✓ 5.	Indira Gandhi National Centre for Arts	Ministry of Culture	1987
✓ 6.	Gandhi Smriti and Darshan Samiti	Ministry of Culture	1984
✓ 7.	Nehru Memorial and Library	Ministry of Culture	1966
✓ 8.	Maulana Abdul Kalam Azad Institute of Asian Studies	Ministry of Culture	1993
✓ 9.	150th Birthday Anniversary of Rabindranath Tagore	Ministry of Culture	2010
✓ 10.	150th Birthday Anniversary of Swami Vivekananda	Ministry of Culture	2010
✓ 11.	Birth Centenary of Shri Lal Bahadur Shastri	Ministry of Culture	2010
✓ 12.	National Gandhi Heritage Mission	Ministry of Culture	2008
✓ 13.	Jawaharlal Nehru National Urban Renewal Mission (JNNURM)	Ministry of Housing and Urban Development	2005
✓ 14.	Rajiv Awaas Yojana (RAY)	Ministry of Housing and Urban Development	2011
✓ 15.	Dr. Zakir Hussain Memorial Trust	Department of Higher Education	1973
✓ 16.	Maharishi Sandipini Rashtriya Ved Vidya Pratisthan, Ujjain	Department of Higher Education	1987
✓ 17.	Rajiv Gandhi Udyami Mitra Yojana (RGUMY)	Ministry of Micro, Small and Medium Enterprises	2008
✓ 18.	Grants-in-aid to Maulana Azad Education Foundation	Ministry of Minority Affairs	1989
✓ 19.	Maulana Azad National Fellowship for Minority students	Ministry of Minority Affairs	2009-10
✓ 20.	Rajiv Gandhi Panchayat Sashaktikaran Abhiyan (RGPSA)	Ministry of Panchayat Raj	2012



21.	Improvement of Infrastructure and Upgradation of Essential Facilities at Lal Bahadur Shastri National Academy of Administration (LBSNAA)	Ministry of Personnel, Public Grievances and Pensions	1959
22.	Rajiv Gandhi Institute of Petroleum Technology (RGIPT)	Ministry of Petroleum and Natural Gas	2007
23.	Rajiv Gandhi Grameen Vidyutikaran Yojana (RGGVY)	Ministry of Power	2005
24.	Mahatma Gandhi National Rural Employment Guarantee Act (MGNREGA)	Department of Rural Development	2005-06
25.	Indira Awas Yojana (IAY)	Department of Rural Development	1985-86
26.	Indira Gandhi National Old Age Pension Scheme (IGNOAPS)	Department of Rural Development	2007
27.	Indira Gandhi National Widow Pension Scheme (IGNWPS)	Department of Rural Development	2009
28.	Indira Gandhi National Disability Pension Scheme (IGNDPS)	Department of Rural Development	2009
29.	Rajiv Gandhi National Fellowships for SC students	Ministry of Social Justice and Empowerment	2005-06
30.	Dr. B.R. Ambedkar Foundation	Ministry of Social Justice and Empowerment	1992
31.	Dr. B.R. Ambedkar Centre for Social Justice	Ministry of Social Justice and Empowerment	2008
32.	Deendayal Disabled Rehabilitation Scheme	Ministry of Social Justice and Empowerment	1999 (Renamed in 2003)
33.	Development of Dr. Ambedkar National Memorial Centre	Ministry of Social Justice and Empowerment	2003
34.	Rajiv Gandhi National Fellowships for PWD's	Ministry of Social Justice and Empowerment	2005-06
35.	Babu Jagjivan Ram Chhatravas Yojana	Ministry of Social Justice and Empowerment	1989-90 (Renamed in 2008)
36.	Rajiv Gandhi National Fellowships for OBC's students	Ministry of Social Justice and Empowerment	2012-13
37.	Mahatma Gandhi Bunkar Bima Yojana	Ministry of Textiles	2005-06
38.	Sardar Patel Institute of Textile Management (SVPITM), Coimbatore.	Ministry of Textiles	2002
39.	Deen Dayal Hathkargha Yojana (For Handloom Weavers)	Ministry of Textiles	2000-01 (continued till the end of 10 <sup>th</sup> Plan)
40.	Rajiv Gandhi National Fellowships for ST students	Ministry of Tribal Affairs	2005-06
41.	Rajiv Gandhi National Ground Water Training & Research Institute (RGI)	Ministry of Water Resources	1997



✓	42.	Rajiv Gandhi National Drinking Water Mission (under National Rural Drinking Water Programme)	Ministry of Drinking Water & Sanitation	1970
✓	43.	Rajiv Gandhi Creche Scheme	Ministry of Women and Child Development	2006
✓	44.	Rajiv Gandhi Scheme for Empowerment of Adolescent Girls (RGSEAG) - SABLA	Ministry of Women and Child Development	2009 (Renamed in 2011)
✓	45.	Indira Gandhi Matritva Sahyog Yojana (IGMSY) - A Conditional Maternity Benefit Scheme	Ministry of Women and Child Development	2009
✓	46.	Rajiv Gandhi National Institute of Youth Development	Department of Youth Affairs	1993
✓	47.	Nehru Yuva Kendra Sangathan	Department of Youth Affairs	1972
✓	48.	Laxmibai National Institute of Physical Education, Gwalior	Department of Sports	1957
✓	49.	Rajiv Gandhi Khel Ratna Award	Department of Sports	1991-92
✓	50.	Kasturba Gandhi Balika Vidyalayas (KGBVs)	Ministry of Human Resource Development	2004
✓	51.	Atal Bihari Vajpayee Indian Institute of Information Technology & Management	Ministry of Human Resource Development	1997
✓	52.	Ghani Khan Choudhary Institute of Engineering and Technology at Malda, West Bengal	Ministry of Human Resource Development	2008
✓	53.	Sant Longowal Institute of Engineering and Technology (SLIET)	Ministry of Human Resource Development	1989
✓	54.	Pandit Dwaraka Prasad Mishra Indian Institute of Technology, Design	Ministry of Human Resource Development	2005
✓	55.	Satyajit Ray Film and Television Institute, Kolkata	Ministry of Information & Broadcasting	1995
✓	56.	Baba Saheb Ambedkar Hastshilp Vikas Yojna	Office of the Development Commissioner (Handicrafts)	2001-02
✓	57.	Gandhi Shilp Bazar	Office of the Development Commissioner (Handicrafts)	2006
✓	58.	Rajiv Gandhi Shilp Swasthya Bima Yojana	Office of the Development Commissioner (Handicrafts)	2007-08





35 -4-

STATEMENT OF BUDGET ESTIMATE (SBE)-2012-13

Annexure-I

Ministry/Department: Ministry of Civil Aviation

(Rs. in crores)

S.No.	Scheme	Annual Plan 2010-11						Annual Plan 2011-12						Annual Plan 2011-12						Annual Plan 2012-13					
		Actual Expenditure						Budget Estimate						Revised Estimate						Budget Estimate					
		GBS	IEBR	Total	GBS	IEBR	Total	Outlay Earmarked			GBS	IEBR	Total	Outlay Earmarked			GBS	IEBR	Total	Outlay Earmarked					
								North East	SCSP	TSP				North East	SCSP	TSP				North East	SCSP	TSP			
3	4	5	6	7	8	9	10	11	12	13	14	15	16	17	18	19	20	21	22	23					
A.	Central Sector Schemes(CS)																								
1.	Ministry of Civil Aviation(Sectt.)	5.84	0.00	5.84	9.50	0.00	9.50		0.00	0.00	6.00	0.00	6.00		0.00	0.00	17.00	0.00	17.00		0.00	0.00			
2.	National Aviation Company of India Ltd.( Now Air India Ltd.)	1200.00	2218.96	3418.96	1200.00	4549.36	5749.36		0.00	0.00	1200.00	1949.27	3149.27		0.00	0.00	4000.00	928.00	4928.00		0.00	0.00			
3.	Airports Authority of India	316.06	2187.06	2503.12	280.15	2494.00	2774.15	93.48	0.00	0.00	208.65	1891.35	2100.00	43.14	0.00	0.00	280.00	1707.00	1987.00	80.52	0.00	0.00			
4.	Pawan Hans Helicopters Ltd.	40.00	237.10	277.10	3.00	293.20	296.20		0.00	0.00	3.00	245.14	248.14		0.00	0.00	5.00	153.37	158.37		0.00	0.00			
5.	Hotel Corporation of India Ltd.	0.00	1.25	1.25	0.00	15.00	15.00		0.00	0.00	0.00	15.00	15.00		0.00	0.00	25.00	0.00	25.00		0.00	0.00			
6.	Air India Charters' Ltd.	0.00	1.68	1.68	0.00	20.00	20.00		0.00	0.00	0.00	20.00	20.00		0.00	0.00	0.00	5.00	5.00		0.00	0.00			
7.	Indira Gandhi Rashtriya Uran Akademi	0.60	0.00	0.60	5.00	0.00	5.00		0.00	0.00	5.00	0.00	5.00		0.00	0.00	6.00	0.00	6.00		0.00	0.00			
8.	Directorate General of Civil Aviation	3.46	0.00	3.46	60.00	0.00	60.00		0.00	0.00	25.00	0.00	25.00		0.00	0.00	60.00	0.00	60.00		0.00	0.00			
9.	Aero Club of India	4.73	0.00	4.73	6.00	0.00	6.00		0.00	0.00	6.00	0.00	6.00		0.00	0.00	12.00	0.00	12.00		0.00	0.00			
10.	Bureau of Civil Aviation Security	5.71	0.00	5.71	136.35	0.00	136.35		0.00	0.00	46.35	0.00	46.35		0.00	0.00	95.00	0.00	95.00		0.00	0.00			
	Total-A	1576.40	4646.05	6222.45	1700.00	7371.56	9071.56	93.48	0.00	0.00	1600.00	4120.76	5620.76	43.14	0.00	0.00	4500.00	2793.37	7293.37	80.52	0.00	0.00			
B.	Centrally Sponsored Schemes(CSS)																								
	Total-B	0.00	0.00	0.00	0.00	0.00	0.00	0.00	0.00	0.00	0.00	0.00	0.00	0.00	0.00	0.00	0.00	0.00	0.00	0.00	0.00	0.00			
	Grand Total (A+B)	1576.40	4646.05	6222.45	1700.00	7371.56	9071.56	93.48	0.00	0.00	1600.00	4120.76	5620.76	43.14	0.00	0.00	4500.00	2793.37	7293.37	80.52	0.00	0.00			

1 ✓

*(Signature)*  
 (S. MACHENDRANATHAN)  
 Additional Secretary & Financial Adviser  
 Ministry of Civil Aviation

एवम् महानगरम् / S. Machendranathan  
 अरु अरु अरु अरु अरु  
 Additional Secretary & Financial Adviser  
 अरु अरु अरु अरु  
 Ministry of Civil Aviation  
 अरु अरु अरु / Govt. of India

*(Signature)*  
 (Dr. MANOJ SINGH)  
 Adviser(Transport), Planning Commission

7  
1

S. No.	Organization/ Schemes	Actual Exp. 2010-11 (GBS) (Plan)	Annual Plan 2011-12 (BE)				Annual Plan 2011-12 (RE)					Annual Plan 2012-13 (BE)					
			GBS (Excl. Building and NE Projects)	Building Projects	Tribal Sub Plan (TSP)	Outlay Ear - marked for NE Projects	Total Allocation	GBS (Excl. Building and NE Projects)	Building Projects	Tribal Sub Plan (TSP)	Outlay Ear - marked for NE Projects	Total RE	GBS (Excl. Building and NE Projects)	Building Projects	Tribal Sub Plan (TSP)	Outlay Ear - marked for NE Projects	Total Allocation
1	2	3	4	5	6	7	8	9	10	11	12	13	14	15	16	17	18
21	Scheme for financial assistance for establishment of a Central Cultural University									0.00		0.00	0.50	0.00	0.00	0.00	0.50
	<b>Total (Museums)</b>	<b>117.59</b>	<b>117.70</b>	<b>10.00</b>	<b>0.50</b>	<b>5.42</b>	<b>133.62</b>	<b>108.62</b>	<b>10.00</b>	<b>0.50</b>	<b>5.96</b>	<b>125.08</b>	<b>126.00</b>	<b>4.00</b>	<b>0.50</b>	<b>7.20</b>	<b>137.70</b>
VI	<b>Anthropology &amp; Ethnology</b>																
1	Anthropological Survey of India	9.54	6.00	2.80	4.00	1.50	14.30	6.00	2.80	4.00	2.00	14.80	8.00	6.10	3.50	2.50	20.10
2	Indira Gandhi Rashtriya Manav Sangrahalaya,	7.47	3.00	0.00	6.00	1.00	10.00	3.00	0.00	6.00	1.00	10.00	5.00	0.00	4.00	2.00	11.00
	<b>New Scheme</b>																
3	Assistance to state Govt. Institutions and Organisations for documentations and dessimination of research									0.00		0.00	0.50	0.00	0.00	0.00	0.50
	<b>Total (Anthropology &amp; Ethno.)</b>	<b>17.01</b>	<b>9.00</b>	<b>2.80</b>	<b>10.00</b>	<b>2.50</b>	<b>24.30</b>	<b>9.00</b>	<b>2.80</b>	<b>10.00</b>	<b>3.00</b>	<b>24.80</b>	<b>13.50</b>	<b>6.10</b>	<b>7.50</b>	<b>4.50</b>	<b>31.60</b>
VII	<b>Public Libraries</b>																
1	National Library	12.40	15.00	0.00	0.00	1.00	16.00	15.00	0.00	0.00	1.00	16.00	15.00	0.50	0.00	1.00	16.50
2	Central Reference Library	0.57	0.60	0.20	0.00	0.10	0.90	0.60	0.20	0.00	0.10	0.90	0.60	0.40	0.00	0.10	1.10
3	Delhi Public Library	4.08	5.00	0.00	0.00	0.00	5.00	4.45	0.00	0.00	0.00	4.45	5.00	0.00	0.00	0.00	5.00
4	Central Sectt. Library	1.57	2.40	0.00	0.00	0.00	2.40	2.22	0.00	0.00	0.00	2.22	2.25	0.00	0.00	0.00	2.25
5	Raja Rammohun Roy Library Foundation	38.50	30.00	0.00	0.50	3.00	33.50	30.00	0.00	0.50	3.00	33.50	32.00	0.00	1.00	3.50	36.50
6	Central Library, Bombay	0.00	0.20	0.00	0.00	0.00	0.20	0.20	0.00	0.00	0.00	0.20	0.25	0.00	0.00	0.00	0.25
7	Connemara Library	0.42	0.60	0.00	0.00	0.00	0.60	0.60	0.00	0.00	0.00	0.60	0.65	0.00	0.00	0.00	0.65
8	Setting up of a National Mission on Libraries, leading to the formation of a Commission	0.00	0.40	0.00	0.00	0.00	0.40	0.40	0.00	0.00	0.00	0.40	6.00	0.00	0.00	0.00	6.00

2

4

Adminstrg.

प्लानिंग आयोग  
 भारत सरकार  
 नई दिल्ली - 110001 / New Delhi - 110001

(Rakesh Garg)  
 Signature With Seal of AS, Ministry of Culture  
 अतिरिक्त सचिव/Additional Secretary  
 संस्कृति मंत्रालय/Ministry of Culture  
 भारत सरकार/Govt. of India  
 नई दिल्ली/New Delhi

(Signature with seal of Authorized representative of Planning Commission)



S. No.	Organization/ Schemes	Actual Exp. 2010-11 (GBS) (Plan)	Annual Plan 2011-12 (BE)					Annual Plan 2011-12 (RE)					Annual Plan 2012-13 (BE)				
			GBS (Excl. Building and NE Projects)	Building Projects	Tribal Sub Plan (TSP)	Outlay Ear-marked for NE Projects	Total Allocation	GBS (Excl. Building and NE Projects)	Building Projects	Tribal Sub Plan (TSP)	Outlay Ear-marked for NE Projects	Total RE	GBS (Excl. Building and NE Projects)	Building Projects	Tribal Sub Plan (TSP)	Outlay Ear-marked for NE Projects	Total Allocation
1	2	3	4	5	6	7	8	9	10	11	12	13	14	15	16	17	18
	Archaeological Survey of India (Including Externally Aid Projects)	154.24	152.00	24.00	0.00	3.00	179.00	169.75	24.00	0.00	3.95	197.70	170.70	24.00	0.00	5.30	200.00
IV	Archives and Archival Libraries																
1	National Archives of India	4.88	5.00	3.00	0.00	0.20	8.20	5.00	3.00	0.00	0.25	8.25	5.70	3.00	0.00	0.30	9.00
2	Asiatic Society, Kolkata	5.13	7.00	0.00	0.10	0.80	7.90	7.00	0.00	0.10	0.80	7.90	7.00	0.00	0.20	1.00	8.20
3	Asiatic Society, Mumbai	1.62	1.00	0.00	0.00	0.00	1.00	1.00	0.00	0.00	0.00	1.00	1.00	0.00	0.00	0.00	1.00
4	Khuda Baksh Oriental Public Library	0.00	1.50	0.00	0.00	0.00	1.50	1.31	0.00	0.00	0.00	1.31	1.50	0.00	0.00	0.00	1.50
5	Thanjavur Maharaja Serfoji Saraswati Mahal Library, Thanjavur	0.44	0.50	0.00	0.00	0.00	0.50	0.50	0.00	0.00	0.00	0.50	0.50	0.00	0.00	0.00	0.50
6	Rampur Raza Library	1.24	3.00	0.00	0.00	0.00	3.00	3.00	0.00	0.00	0.00	3.00	3.00	0.00	0.00	0.00	3.00
7	National Mission for Preservation of Manuscripts	8.50	7.00	0.00	0.00	0.50	7.50	6.54	0.00	0.00	0.50	7.04	6.50	0.00	0.00	0.50	7.00
8	National Archives for Audio Visual Materials	0.00	0.40	0.00	0.00	0.00	0.40	0.40	0.00	0.00	0.00	0.40	0.50	0.00	0.00	0.00	0.50
	Total (Archives)	21.81	25.40	3.00	0.10	1.50	30.00	24.75	3.00	0.10	1.55	29.40	25.70	3.00	0.20	1.80	30.70
V	Museums																
1	National Museum	9.67	10.00	2.00	0.00	0.10	12.10	10.00	2.00	0.00	0.10	12.10	8.90	1.00	0.00	0.10	10.00
2	Indian Museum	7.89	12.00	0.00	0.00	0.10	12.10	7.47	0.00	0.00	0.19	7.66	7.50	0.00	0.00	0.50	8.00
3	Salar Jung Museum	10.00	8.00	0.00	0.00		8.00	8.00	0.00	0.00	0.00	8.00	9.00	0.00	0.00	0.00	9.00
4	Victoria Memorial Hall	5.85	14.00	0.00	0.00	0.01	14.01	7.03	0.00	0.00	0.00	7.03	7.20	0.00	0.00	0.00	7.20
5	National Gallery of Modern Art	11.52	9.00	4.00	0.00	0.01	13.01	9.00	4.00	0.00	0.00	13.00	9.00	1.00	0.00	0.00	10.00
7	National Council of Science Museums	30.96	22.00	0.00	0.00	2.00	24.00	26.90	0.00	0.00	2.50	29.40	31.00	0.00	0.00	3.00	34.00
8	Science Cities	12.80	11.00	0.00	0.00	0.60	11.60	11.00	0.00	0.00	0.60	11.60	11.00	0.00	0.00	1.00	12.00
9	National Research Laboratory for Conservation of Cultural Property, Lucknow	2.05	2.20	4.00	0.00	0.00	6.20	2.20	4.00	0.00	0.00	6.20	2.50	2.00	0.00	0.00	4.50
10	Allahabad Museum	1.41	2.50	0.00	0.00	0.00	2.50	0.02	0.00	0.00	0.00	0.02	2.50	0.00	0.00	0.00	2.50
11	National Museum Institute of History of Art, Conservation and Museology, New Delhi	3.00	4.00	0.00	0.00	0.10	4.10	4.00	0.00	0.00	0.07	4.07	4.40	0.00	0.00	0.10	4.50

3

(Rakesh Garg)  
 RAKESH GARG  
 Additional Secretary  
 Ministry of Culture  
 भारत सरकार / Govt. of India  
 New Delhi

(Signature with seal of Authorized representative of Planning Commission)

34



**MINISTRY OF CULTURE**  
Sector-wise Statement of Budget Estimates (SBE) - 2012-13  
(Domestic Budgetary Support)

(Rs.in Crore)

S. No.	Sector	Actual Exp. 2009-10 (GBS) (Plan)	Annual Plan 2011-12 (BE)					Annual Plan 2011-12 (RE)					Annual Plan 2012-13 (BE)				
			GBS (Excl. Building and NE Projects)	Building Projects	Tribal Sub Plan (TSP)	Outlay Ear-marked for NE Projects	Total Allocation	GBS (Excl. Building and NE Projects)	Building Projects	Tribal Sub Plan (TSP)	Outlay Ear-marked for NE Projects	Total RE	GBS (Excl. Building and NE Projects)	Building Projects	Tribal Sub Plan (TSP)	Outlay Ear-marked for NE Projects	Total Allocation
1	2	3	4	5	6	7	8	9	10	11	12	13	14	15	16	17	18
<b>A: Central Scheme</b>																	
I	Direction & Administration	1.27	1.40	0.00	0.00	0.00	1.40	2.08	0.00	0.00	0.00	2.08	2.25	0.00	0.00	0.00	2.25
II	Promotion and Dissemination of Art and Culture	199.74	136.63	0.00	4.50	44.73	185.86	144.41	0.00	4.90	45.30	194.61	165.97	0.00	4.00	45.00	214.97
III	Archaeology	154.24	152.00	24.00	0.00	3.00	179.00	169.75	24.00	0.00	3.95	197.70	170.70	24.00	0.00	5.30	200.00
IV	Archives and Archival Libraries	21.81	25.40	3.00	0.10	1.50	30.00	24.75	3.00	0.10	1.55	29.40	25.70	3.00	0.20	1.80	30.70
V	Museums	117.59	117.70	10.00	0.50	5.42	133.62	108.62	10.00	0.50	5.96	125.08	126.00	4.00	0.50	7.20	137.70
VI	Anthropology & Ethnology	17.01	9.00	2.80	10.00	2.50	24.30	9.00	2.80	10.00	3.00	24.80	13.50	6.10	7.50	4.50	31.60
VII	Public Libraries	57.54	55.21	0.20	0.50	4.10	60.01	54.48	0.20	0.50	4.10	59.28	64.75	0.90	1.00	4.60	71.25
VIII	Indira Gandhi National Centre for the Arts	24.55	25.00	0.00	0.00	5.00	30.00	25.00	0.00	0.00	5.00	30.00	24.00	0.00	1.00	5.00	30.00
IX	Buddhist & Tibetan Studies	22.89	18.33	0.00	0.10	11.25	29.68	17.28	0.00	0.10	10.69	28.07	18.60	0.00	3.08	11.75	33.43
X	Memorials, Centenaries & Others	77.50	106.13	0.00	0.00	1.00	107.13	109.03	0.00	0.00	0.95	109.98	82.15	0.00	0.00	1.25	83.40
XI	International Cultural Relations (ICR)	0.00	4.00	0.00	0.00	0.00	4.00	4.00	0.00	0.00	0.00	4.00	6.00	0.00	0.00	0.00	6.00
XII	Building Projects	35.17	0.00	0.00	0.00	0.00	0.00	0.00	0.00	0.00	0.00	0.00	0.00	0.00	0.00	0.00	0.00
<b>Total (A)</b>		<b>729.31</b>	<b>650.80</b>	<b>40.00</b>	<b>15.70</b>	<b>78.50</b>	<b>785.00</b>	<b>668.40</b>	<b>40.00</b>	<b>16.10</b>	<b>80.50</b>	<b>805.00</b>	<b>699.62</b>	<b>38.00</b>	<b>17.28</b>	<b>86.40</b>	<b>841.30</b>
<b>B: Centrally Sponsored Schemes:</b>																	
i	Promotion and Dissemination of Art and Culture:												1.00	0.00	0.00	0.00	1.00
ii	Archaeology												21.70	0.00	0.00	0.00	21.70
<b>Total (B)</b>		<b>0.00</b>	<b>0.00</b>	<b>0.00</b>	<b>0.00</b>	<b>0.00</b>	<b>0.00</b>	<b>0.00</b>	<b>0.00</b>	<b>0.00</b>	<b>0.00</b>	<b>0.00</b>	<b>22.70</b>	<b>0.00</b>	<b>0.00</b>	<b>0.00</b>	<b>22.70</b>
<b>Grand Total (A+B)</b>		<b>729.31</b>	<b>650.80</b>	<b>40.00</b>	<b>15.70</b>	<b>78.50</b>	<b>785.00</b>	<b>668.40</b>	<b>40.00</b>	<b>16.10</b>	<b>80.50</b>	<b>805.00</b>	<b>722.32</b>	<b>38.00</b>	<b>17.28</b>	<b>86.40</b>	<b>864.00</b>

*Administrative*

राकेश गर्ग / RAKESH GARG  
अतिरिक्त सचिव/Additional Secretary  
संस्कृति मंत्रालय/Ministry of Culture  
भारत सरकार/Govt. of India  
नई दिल्ली/New Delhi

(Rakesh Garg)  
Additional Secretary

राजिव मोदी / Rajiv Modi  
सचिव / Secretary  
प्लानिंग आयोग / Planning Commission  
नयाँ दिल्ली / Govt. of India  
नई दिल्ली-110001 / New Delhi-110001

(Signature with seal of Authorized representative of Planning Commission)





S. No.	Organization/ Schemes	Actual Exp. 2010-11 (GBS) (Plan)	Annual Plan 2011-12 (BE)					Annual Plan 2011-12 (RE)					Annual Plan 2012-13 (BE)				
			GBS (Excl. Building and NE Projects)	Building Projects	Tribal Sub Plan (TSP)	Outlay Ear-marked for NE Projects	Total Allocation	GBS (Excl. Building and NE Projects)	Building Projects	Tribal Sub Plan (TSP)	Outlay Ear-marked for NE Projects	Total RE	GBS (Excl. Building and NE Projects)	Building Projects	Tribal Sub Plan (TSP)	Outlay Ear-marked for NE Projects	Total Allocation
1	2	3	4	5	6	7	8	9	10	11	12	13	14	15	16	17	18
9	Library of Tibetan Works and Archives, Dharamshala	0.00	0.50	0.00	0.00	0.00	0.50	0.50	0.00	0.00	0.00	0.50	0.55	0.00	0.00	0.00	0.55
	<b>New Scheme</b>																
10	Bodh Darshan Higher Studies School, Tabo (HP)								0.00			0.00	1.00	0.00	0.00	0.00	1.00
	<b>Total (Bhuddist &amp; Tibetan Studies)</b>	<b>22.89</b>	<b>18.33</b>	<b>0.00</b>	<b>0.10</b>	<b>11.25</b>	<b>29.68</b>	<b>17.28</b>	<b>0.00</b>	<b>0.10</b>	<b>10.69</b>	<b>28.07</b>	<b>18.60</b>	<b>0.00</b>	<b>3.08</b>	<b>11.75</b>	<b>33.43</b>
XI	<b>Memorials, Centenaries and Others</b>																
1	Gandhi Smriti and Darshan Samiti	8.85	9.00	0.00	0.00	0.30	9.30	7.29	0.00	0.00	0.30	7.59	8.00	0.00	0.00	0.50	8.50
2	Nehru Memorial Museum and Library	8.60	5.50	0.00	0.00	0.20	5.70	5.50	0.00	0.00	0.15	5.65	5.75	0.00	0.00	0.25	6.00
3	Maulana Abul Kalam Azad Institute of Asian Studies	5.25	6.00	0.00	0.00	0.50	6.50	5.61	0.00	0.00	0.50	6.11	6.00	0.00	0.00	0.50	6.50
4	Khalsa Heritage Project	3.53	6.00	0.00	0.00	0.00	6.00	6.00	0.00	0.00	0.00	6.00	6.00	0.00	0.00	0.00	6.00
5	Development of Jallianwala Bagh Memorial	0.00	0.40	0.00	0.00	0.00	0.40	0.40	0.00	0.00	0.00	0.40	0.40	0.00	0.00	0.00	0.40
6	Maintenance of National Memorial (Development of Sardar Vallabhbhai Patel Memorials and Development & Upkeep of Rajendra Prasad Memorial)	10.00	2.23	0.00	0.00	0.00	2.23	2.23	0.00	0.00	0.00	2.23	0.00	0.00	0.00	0.00	0.00
	<b>Centenaries &amp; Anniversaries Scheme</b>																
i	150th Birth Anniversary of Rabindranath Tagore	13.87	50.00	0.00	0.00	0.00	50.00	50.00	0.00	0.00	0.00	50.00	30.00	0.00	0.00	0.00	30.00
ii	150th Birth Anniversary of Swami Vivekananda	12.40	20.00	0.00	0.00	0.00	20.00	25.00	0.00	0.00	0.00	25.00	20.00	0.00	0.00	0.00	20.00
iii	Birth Centenary of Shri Lal Bahadur Shastri	2.00	2.00	0.00	0.00	0.00	2.00	2.00	0.00	0.00	0.00	2.00	2.00	0.00	0.00	0.00	2.00
iv	Celebration of 150th Anniversary of the First War of Independence	9.00	2.00	0.00	0.00	0.00	2.00	2.00	0.00	0.00	0.00	2.00	2.00	0.00	0.00	0.00	2.00
iv	National Gandhi Heritage Site Mission	4.00	3.00	0.00	0.00	0.00	3.00	3.00	0.00	0.00	0.00	3.00	2.00	0.00	0.00	0.00	2.00
	<b>Total (Centenaries &amp; Anniversaries)</b>	<b>77.50</b>	<b>106.13</b>	<b>0.00</b>	<b>0.00</b>	<b>1.00</b>	<b>107.13</b>	<b>109.03</b>	<b>0.00</b>	<b>0.00</b>	<b>0.95</b>	<b>109.98</b>	<b>82.15</b>	<b>0.00</b>	<b>0.00</b>	<b>1.25</b>	<b>83.40</b>

6  
7  
8

9  
10  
11  
12

*Ashim...*

(Rakesh Garg)  
Signature with seal of AS, Ministry of Culture

अतिरिक्त सचिव/Additional  
संस्कृति मंत्रालय/Ministry of  
भारत सरकार/Govt. of India  
नई दिल्ली/New Delhi

(Signature with seal of Authorized representative of Planning Commission)

संस्कृति मंत्रालय/Ministry of  
भारत सरकार/Govt. of India  
नई दिल्ली/New Delhi  
38

10





MINISTRY OF HUMAN RESOURCE DEVELOPMENT DEPARTMENT OF HIGHER EDUCATION Annual Plan 2012-13

(Rs. Crore)

S.No.	Name of Scheme	Annual Plan 2010-11		Annual Plan 2011-12					Annual Plan 2011-12					Annual Plan 2012-13				
		Actual Expenditure		Budget Estimates					Revised Estimates					Budget Estimates				
		GBS	Total	GBS	Total	Outlay earmarked			GBS	Total	Outlay earmarked			GBS	Total	Outlay earmarked		
						NER	SCSP	TSP			NER	SCSP	TSP			NER	SCSP	TSP
1	2	3	4	15	16	17	18	19	10	11	12	13	14	15	16	17	18	19
A	University and Higher Education																	
A.	Central Sector Schemes (CS)																	
A - 1	Existing Schemes																	
1	Association of Indian Universities	0.60	0.60	0.60	0.60	0.00	0.00	0.00	0.60	0.60	0.00	0.00	0.00	0.65	0.65	0.00	0.00	0.00
2	Dr. Zakir Hussain Memorial College Trust			0.00	0.00	0.00	0.00	0.00	0.00	0.00	0.00	0.00	0.00	0.00	0.00	0.00	0.00	0.00
3	U.G.C.																	
a	Assistance to Central Universities (including funds for CUs in uncovered States (incl. Engg and Med Colleges), National Universities aiming at World Class Standards (incl. Engg and Med Colleges), Indira Gandhi National Tribal University)	1899.80	1899.80	1980.00	1980.00	306.00	297.00	148.50	1980.00	1980.00	306.00	297.00	148.50	2100.00	2100.00	375.51	403.29	157.50
b	Deemed Universities promoted by central Govt. (including fund for OSC)	60.00	60.00	60.00	60.00	0.00	9.00	4.50	60.00	60.00	0.00	9.00	4.50	65.00	65.00	0.00	9.75	4.88
c	Others including funds for (i) Inter Universities Research Institute for Policy and Evaluation, (ii) 374 colleges in uncovered areas/ disadvantaged groups, (iii) increase Research Fellowship NET and non NET qualified Ph.D students, (iv) Reduction in Regional Imbalances, Social Gaps and Promotion of Inclusiveness in Higher Education, (v) Construction of Girls' hostels (vi) Supporting 150 uncovered State Universities and 6000 colleges (including provisions for scheme of incentivising State Governments for Expansion, Inclusion and Excellence and for strengthening Science based higher education and research in Universities) (vi) National Inst. Of studies in Sri Guru Granth Sahib & (vii) Faculty Development	2262.75	2262.75	3214.50	3214.50	381.73	493.62	240.00	3214.50	3214.50	381.73	493.62	240.00	4196.15	4196.15	419.62	629.42	342.20
	Total UGC	4222.55	4222.55	5254.50	5254.50	687.73	799.62	393.00	5254.50	5254.50	687.73	799.62	393.00	6361.15	6361.15	795.13	1042.46	504.58

15

-10-

2011  
 (डा. विजय प्रकाश गोयल)  
 (DR. V. P. GOEL)  
 जय प्रतिष्ठान/Dy. Director General  
 न. र. डी. मंत्रालय/Min of H. R. D  
 बंगला: विद्या विहार/D/o Mgr. Bd.  
 नई दिल्ली/New Delhi

पवन अग्रवाल / RAWAN AGRAWAL  
 सहायक (शिक्षा) / Adviser (Education)  
 योजना आयोग / Planning Commission  
 भारत सरकार / Govt. of India  
 नई दिल्ली-11 / New Delhi-01


71




MINISTRY OF HUMAN RESOURCE DEVELOPMENT DEPARTMENT OF HIGHER EDUCATION Annual Plan 2012-13

(Rs. Crore)

S.No.	Name of Scheme	Annual Plan 2010-11		Annual Plan 2011-12					Annual Plan 2011-12					Annual Plan 2012-13				
		Actual Expenditure		Budget Estimates					Revised Estimates					Budget Estimates				
		GBS	Total	GBS	Total	Outlay earmarked			GBS	Total	Outlay earmarked			GBS	Total	Outlay earmarked		
						NER	SCSP	TSP			NER	SCSP	TSP			NER	SCSP	TSP
1	2	3	4	5	6	7	8	9	10	11	12	13	14	15	16	17	18	19
D	Language Development																	
A.	Central Sector Schemes																	
A-1	Existing Schemes																	
1	Central Hindi Directorate	9.05	9.05	13.00	13.00	1.30	0.65	0.26	13.00	13.00	1.30	0.65	0.26	15.00	15.00	1.50	0.75	0.30
2	Commission for Scientific and Tech. Terminology	4.19	4.19	6.00	6.00	0.60	0.00	0.00	6.00	6.00	0.60	0.00	0.00	7.00	7.00	0.70	0.00	0.00
3	Kendriya Hindi Sansthan, Agra	7.19	7.19	8.50	8.50	0.85	0.43	0.17	8.50	8.50	0.85	0.43	0.17	10.00	10.00	1.00	0.50	0.20
4	Central Institute of Indian Languages																	
	i) Central Institute of Indian Languages including Regional Language Centres																	
	(ii) National Translation Mission	21.14	21.14	36.00	36.00	3.60	0.00	1.80	34.00	34.00	3.60	0.00	1.70	50.00	50.00	5.00	2.50	2.50
	(iii) Linguistic Data Consortium for Indian Languages.																	
	(iv) Development of Telgu & Kannada																	
	(v) National Testing Service																	
5	National Council for Promotion of Urdu Language	23.99	23.99	23.50	23.50	2.35	0.00	0.00	23.50	23.50	2.35	0.00	0.00	28.00	28.00	2.80	0.00	0.00
6	National Council for Promotion of Sindhi Language	1.50	1.50	2.00	2.00	0.00	0.00	0.00	2.00	2.00	0.00	0.00	0.00	2.50	2.50	0.00	0.00	0.00
7	Central Institute of Classical Tamil	10.89	10.89	16.00	16.00	0.00	0.00	0.00	16.00	16.00	0.00	0.00	0.00	16.00	16.00	0.00	1.92	0.96
8	Education in Human Values	0.92	0.92	0.00	0.00	0.00	0.00	0.00	0.00	0.00	0.00	0.00	0.00	0.00	0.00	0.00	0.00	0.00
9	Rashtriya Sanskrit Sansthan	51.50	51.50	55.00	55.00	5.50	8.25	4.13	55.00	55.00	5.50	8.25	4.13	60.00	60.00	6.00	9.00	4.50
10	Maharishi Sandipani Rashtriya Ved Vidya Pratisthan, Ujjain	12.00	12.00	12.00	12.00	1.20	1.20	0.36	12.00	12.00	1.20	1.20	0.36	12.00	12.00	1.20	1.20	0.36
B	Centrally Sponsored Schemes																	
B-2	New Schemes																	
A.	Central Sector Schemes of Language Development (CS)(Total)	142.37	142.37	172.00	172.00	15.40	10.53	6.72	170.00	170.00	15.40	10.53	6.62	200.50	200.50	18.20	15.87	8.82
B.	Centrally Sponsored Schemes of Language Development (CSS)(Total)	0.00	0.00	0.00	0.00	0.00	0.00	0.00	0.00	0.00	0.00	0.00	0.00	0.00	0.00	0.00	0.00	0.00
	Total (Language Development)	142.37	142.37	172.00	172.00	15.40	10.53	6.72	170.00	170.00	15.40	10.53	6.62	200.50	200.50	18.20	15.87	8.82

  
 (डा. विजय प्रकाश गोएल)  
 (DR. V. P. GOEL)  
 उप महानिदेशक/Dy. Director General  
 मा. सं. वि. मंत्रालय/Min of M. R. D  
 संकलन विभाग/Dia Dept. Bldg.  
 नई दिल्ली/New Delhi

  
 पवन अग्रवाल / PAWAN AGARWAL  
 सलाहकार (शिक्षा) / Adviser (Education)  
 योजना आयोग / Planning Commission  
 भारत सरकार / Govt. of India  
 प्लानिंग-01 / New Delhi-01





**Statement of Budget Estimates 2012-13 (SME Division)**

(Rs. crore)

-12-

1	2	Annual Plan 2010-11			Annual Plan 2011-12 BUDGET ESTIMATE						Annual Plan 2011-12 REVISED ESTIMATE						Annual Plan 2012-13 BUDGET ESTIMATE					
		Actual Expenditure			Outlay Earmarked						Outlay earmarked						Outlay Earmarked					
		GBS	IEBR	Total	GBS	IEBR	Total	NER	SCSP	TSP	GBS	IEBR	Total	NER	SCSP	TSP	GBS	IEBR	Total	NER	SCSP	TSP
3	4	5	6	7	8	9	10	11	12	13	14	15	16	17	18	19	20	21	22	23		
B	SME Division																					
	Central Sector Scheme																					
	NSIC																					
I	Investment Equity Share Capital	0.00		0.00	155.00		155.00	18.30	27.80	19.45	155.00		155.00	18.30	27.80	19.45	75.00		75.00	43.17	18.60	13.23
II	Other Grants												0.00									
	Performance & Credit Rating Sche	44.80		44.80	75.00		75.00	4.50	1.00	0.25	75.00		75.00	4.50	1.00	0.25	100.00		100.00	4.00	1.00	1.00
	Marketing Assistance scheme	10.00		10.00	10.00		10.00	1.00	0.00	0.00	10.00		10.00	1.00	0.00	0.00	11.00		11.00	1.10	1.20	0.00
	Sub Total - NSIC	54.80	321.34	376.14	240.00	550.00	790.00	23.80	28.80	19.70	240.00	395.00	635.00	23.80	28.80	19.70	186.00	341.00	527.00	48.27	20.80	14.23
	Other Schemes																					
	Survey Studies & Policy Scheme	0.00		0.00	1.00		1.00				1.00		1.00	0.00	0.00	0.00	1.00		1.00	0.00	0.00	0.00
	International Cooperation Scheme	4.00		4.00	10.00		10.00	0.50			10.00		10.00	0.50	0.00	0.00	4.00		4.00	0.40	0.00	0.00
	Training Institutions	51.53		51.53	70.82		70.82	9.00	11.00	7.50	70.82		70.82	9.00	11.00	7.50	71.00		71.00	10.00	11.00	7.50
	Yojana (RGUMY)	1.67		1.67	13.18		13.18	0.20	0.40	0.30	4.20		4.20	0.20	0.00	0.00	3.00		3.00	0.30	0.00	0.00
	Sub-Total	57.20		57.20	95.00	0.00	95.00	9.70	11.40	7.80	86.02	0.00	86.02	9.70	11.40	7.50	79.00	0.00	79.00	10.70	11.00	7.50
	Grand Total	112.00	321.34	433.34	335.00	550.00	885.00	33.50	40.20	27.50	326.02	395.00	721.02	33.50	39.80	27.20	265.00	341.00	606.00	58.97	31.80	21.73

17


*S. Chandra*  
13/2/2012  
(Saurabh Chandra)  
AS&FA, M/o MSME

*Renu S. Parmar*  
13/2/12  
(Dr. Renu S. Parmar)  
Adviser, Industry & VSE  
Planning Commission

सौरभ चन्द्र/SAURABH CHANDRA  
अतिरिक्त सचिव वित्तीय सलाहकार  
Addl. Secretary & Financial Adviser  
वाणिज्य एवं उद्योग मंत्रालय/Min. of C. & I.  
औद्योगिक नीति एवं संवर्धन विभाग  
Deptt. of Industrial Policy & Promotion  
उद्योग भवन, नई दिल्ली  
Udyog Bhawan, New Delhi

डा. रेनु सिंह परमार / Dr. Renu S. Parmar  
सलाहकार / Adviser  
योजना आयोग / Planning Commission  
भारत सरकार / Govt. of India  
नई दिल्ली-01 / New Delhi-01

92



**Statement of Budget Estimates (SBE) - 2012-13**  
**Name of the Ministry : Ministry of Minority Affairs**

(Rs. in Crore)

S.No.	Schemes/Programmes	Annual Plan 2010-11			Annual Plan 2011-12						Annual Plan 2011-12						Annual Plan 2012-13					
		Actual Expd.			Budget Estimate						Revised Estimate						Budget Estimate					
		GBS	IEBR	Total	GBS	IEBR	Total	Outlay Earmarked			GBS	IEBR	Total	Outlay Earmarked			GBS	IEBR	Total	Outlay Earmarked		
								North East	SCSP	TSP				North East	SCSP	TSP				North East	SCSP	TSP
3	4	5	6	7	8	9	10	11	12	13	14	15	16	17	18	19	20	21	22	23		
A	Central Sector Schemes (CS)																					
(a)	Ongoing Schemes																					
1	Grant-in-Aid to Maulana Azad Education Foundation	125.00	0.00	125.00	200.00	0.00	200.00	0.00	0.00	0.00	200.00	0.00	200.00	0.00	0.00	0.00	100.00	0.00	100.00	0.00	0.00	0.00
2	National Minorities Development and Finance Corporation	115.00	0.00	115.00	115.00	0.00	115.00	11.50	0.00	0.00	115.00	0.00	115.00	11.50	0.00	0.00	100.00	0.00	100.00	10.00	0.00	0.00
3	Free Coaching and allied Scheme for Minorities	14.37	0.00	14.37	16.00	0.00	16.00	1.50	0.00	0.00	16.00	0.00	16.00	1.50	0.00	0.00	20.00	0.00	20.00	2.00	0.00	0.00
4	Research/ studies, monitoring & evaluation of development Schemes for Minorities including publicity	19.63	0.00	19.63	36.00	0.00	36.00	0.30	0.00	0.00	36.00	0.00	36.00	0.30	0.00	0.00	40.00	0.00	40.00	0.30	0.00	0.00
5	Grant-in-Aid to state Channelling Agencies (SCA) engaged for implementation in NMDFC programme	3.83	0.00	3.83	2.00	0.00	2.00	0.20	0.00	0.00	2.00	0.00	2.00	0.20	0.00	0.00	2.00	0.00	2.00	0.20	0.00	0.00
6	Maulana Azad National Fellowship for minority students	29.98	0.00	29.98	52.00	0.00	52.00	5.00	0.00	0.00	52.00	0.00	52.00	5.00	0.00	0.00	70.00	0.00	70.00	7.00	0.00	0.00
7	Computersation of records of State waqf Boards	3.63	0.00	3.63	5.00	0.00	5.00	0.20	0.00	0.00	2.00	0.00	2.00	0.02	0.00	0.00	5.00	0.00	5.00	0.50	0.00	0.00
8	Scheme for Leadership development of Minority Women	0.00	0.00	0.00	15.00	0.00	15.00	1.50	0.00	0.00	0.04	0.00	0.04	0.01	0.00	0.00	15.00	0.00	15.00	1.50	0.00	0.00
(b)	New Schemes																					
*9	Interest subsidy on Educational Loans for Overseas studies	0.00	0.00	0.00	0.00	0.00	0.00	0.00	0.00	0.00	0.00	0.00	0.00	0.00	0.00	0.00	2.00	0.00	2.00	0.20	0.00	0.00
*10	Scheme for containing population decline of small minorities	0.00	0.00	0.00	0.00	0.00	0.00	0.00	0.00	0.00	0.00	0.00	0.00	0.00	0.00	0.00	2.00	0.00	2.00	0.00	0.00	0.00
11	Skill Development Initiatives	0.00	0.00	0.00	0.00	0.00	0.00	0.00	0.00	0.00	0.00	0.00	0.00	0.00	0.00	0.00	20.00	0.00	20.00	2.00	0.00	0.00
12	Support for students clearing Prelims Conducted by UPSC, SSC, State Public Services Commissions etc.	0.00	0.00	0.00	0.00	0.00	0.00	0.00	0.00	0.00	0.00	0.00	0.00	0.00	0.00	0.00	4.00	0.00	4.00	0.50	0.00	0.00
13	Strengthening of the State waqf Boards	0.00	0.00	0.00	0.00	0.00	0.00	0.00	0.00	0.00	0.00	0.00	0.00	0.00	0.00	0.00	5.00	0.00	5.00	0.50	0.00	0.00
	Sub-total of A	311.44	0.00	311.44	441.00	0.00	441.00	20.20	0.00	0.00	423.04	0.00	423.04	18.53	0.00	0.00	385.00	0.00	385.00	24.70	0.00	0.00

18

19



**Statement of Budget Estimates (SBE) 2012-13**

Revised on  
03/03/2012

**MINISTRY OF PANCHAYATI RAJ**

(Rs. in Crore)


Sl.No.	Scheme	Annual Plan 2010-11			Annual Plan 2011-12						Annual Plan 2011-12						Annual Plan 2012-13					
		ACTUAL			BUDGET ESTIMATES						REVISED ESTIMATES						BUDGET ESTIMATES					
		GBS	IEBR	TOTAL	GBS	IEBR	Total	Outlay Earmarked			GBS	IEBR	Total	Outlay Earmarked			GBS	IEBR	Total	Outlay Earmarked		
								NE	SCSP	TSP				NE	SCSP	TSP				NE	SCSP	TSP
1	2	3	4	5	6	7	8	9	10	11	12	13	14	15	16	17	18	19	20	21	22	23
<b>(A) Central Sector Scheme (CS)</b>																						
Ongoing Schemes																						
1	Panchayat Empowerment & Accountability Incentive Scheme	10.00	-	10.00	31.00	-	31.00	3.10	-	-	31.00	-	31.00	3.10	-	-	40.00	-	40.00	4.00	-	-
2	Management Cell	14.41	-	14.41	16.00	-	16.00	-	-	-	16.00	-	16.00	-	-	-	20.00	-	20.00	-	-	-
3	Contribution to International Organisations	0.05	-	0.05	0.10	-	0.10	-	-	-	0.10	-	0.10	-	-	-	0.10	-	0.10	-	-	-
4	External Assistance under Projects Assisted by UN Agencies	4.90	-	4.90	4.90	-	4.90	-	-	-	4.90	-	4.90	-	-	-	4.90	-	4.90	-	-	-
5	Panchayat Mahila Evam Yuva Shakti Abhiyan	0.96	-	0.96	3.00	-	3.00	0.30	-	-	3.00	-	3.00	0.30	-	-	1.75	-	1.75	0.20	-	-
6	Media & Publicity	12.52	-	12.52	15.00	-	15.00	1.50	-	-	15.00	-	15.00	1.50	-	-	17.00	-	17.00	1.70	-	-
7	Rural Business Hubs	0.86	-	0.86	3.00	-	3.00	0.30	0.49	0.24	0.76	-	0.76	0.06	0.11	0.06	0.25	-	0.25	-	-	-
8	Action Research	1.40	-	1.40	3.00	-	3.00	0.30	0.49	0.24	2.00	-	2.00	0.20	0.29	0.14	3.00	-	3.00	0.30	0.49	0.24
New Schemes																						
1	Resource support to State																8.00	-	8.00	0.80	1.30	0.65
<b>Total (A)</b>		<b>45.10</b>	<b>0.00</b>	<b>45.10</b>	<b>76.00</b>	<b>0.00</b>	<b>76.00</b>	<b>5.50</b>	<b>0.98</b>	<b>0.48</b>	<b>72.76</b>	<b>-</b>	<b>72.76</b>	<b>5.16</b>	<b>0.40</b>	<b>0.20</b>	<b>95.00</b>	<b>0.00</b>	<b>95.00</b>	<b>7.00</b>	<b>1.79</b>	<b>0.89</b>
<b>(B) Centrally Sponsored Schemes (CSS)</b>																						
1	Rashtriya Gram Swaraj Yojana																					
a.	Training & Capacity Building	60.19	-	60.19	60.00	-	60.00	7.50	9.72	4.92	60.00	-	60.00	7.50	9.72	4.92	75.00	-	75.00	8.00	12.15	6.15
b.	Infrastructure Development	12.50	-	12.50	24.00	-	24.00	3.00	3.89	1.96	24.00	-	24.00	3.00	3.89	1.96	40.00	-	40.00	6.00	6.48	3.28
2	e-Panchayats	21.29	-	21.29	40.00	-	40.00	4.00	-	-	40.00	-	40.00	4.00	-	-	40.00	-	40.00	4.00	-	-
New Schemes																						
1	Rajiv Gandhi Panchayat Sashaktikaran Abhiyan (RGPSA)																50.00	-	50.00	5.00	8.10	4.10
<b>Total (B)</b>		<b>93.98</b>	<b>0.00</b>	<b>93.98</b>	<b>124.00</b>	<b>0.00</b>	<b>124.00</b>	<b>14.50</b>	<b>13.61</b>	<b>6.88</b>	<b>124.00</b>	<b>0.00</b>	<b>124.00</b>	<b>14.50</b>	<b>13.61</b>	<b>6.88</b>	<b>205.00</b>	<b>-</b>	<b>205.00</b>	<b>23.00</b>	<b>26.73</b>	<b>13.53</b>
<b>Grand Total (A+B)</b>		<b>139.08</b>	<b>0.00</b>	<b>139.08</b>	<b>200.00</b>	<b>0.00</b>	<b>200.00</b>	<b>20.00</b>	<b>14.59</b>	<b>7.36</b>	<b>196.76</b>	<b>0.00</b>	<b>196.76</b>	<b>19.66</b>	<b>14.01</b>	<b>7.08</b>	<b>300.00</b>	<b>-</b>	<b>300.00</b>	<b>30.00</b>	<b>28.52</b>	<b>14.42</b>

Note: -

- 10% of the GBS has been earmarked for North Eastern States under various schemes.
- 16.2% and 8.2% has been earmarked against the relevant schemes for SCSP and TSP component.

*Avtar Singh Sahota*  
**( Avtar Singh Sahota )**  
 Economic Adviser  
 Ministry of Panchayati Raj  
 डॉ. अयतार सिंह सहोता / Dr. AVTAR SINGH SAHOTA  
 आर्थिक सलाहकार / Economic Adviser  
 पंचायती राज मंत्रालय / Mo Panchayati Raj  
 भारत सरकार / Govt of India  
 नई दिल्ली / New Delhi-110001

*B.D. Virdi*  
**श्री. डी. विर्दी / B. D. Virdi**  
 सलाहकार / Adviser  
 योजना आयोग / Planning Commission  
 भारत सरकार / Govt. of India  
 नई दिल्ली / New Delhi  
 ( B.D.Virdi )  
 Advisor (Multi Level Planning Division)  
 Planning Commission



**Statement of Budget Estimate (SBE) 2012-13**  
**Demand NO. 72 - Ministry of Personnel, Public Grievances and Pensions**

(Rupees in crore)

S. No.	Scheme	Annual Plan 2010-11																					Annual Plan 2011-12									Annual Plan 2012-13								
		ACTUAL EXPENDITURE			Budget Estimate						Revised Estimate (RE)						Budget Estimate																							
					Outlay Earmarked			Outlay Earmarked			Outlay Earmarked			Outlay Earmarked																										
		GBS	IEBR	Total	GBS	IEBR	Total	North East	SCSP	TSP	GBS	IEBR	Total	North East	SCSP	TSP	GBS	EAP	Total	North East	SCSP	TSP																		
1	2	3	4	5	6	7	8	9	10	11	12	13	14	15	16	17	18	19	20	21	22	23	24																	
(A)	<b>Central Sector Schemes (CS)</b>																																							
a)	<b>Ongoing schemes</b>																																							
	<b>Plan Schemes of Training Division</b>																																							
1	Training for All - Support for Training Activities and Capacity Building for	Revenue	17.03	0.00	17.03	18.00	0.00	18.00	0.00	0.00	0.00	18.00	0.00	18.00	0.00	0.00	0.00	26.00	0.00	0.00	26.00	0.00	0.00	0.00																
2	Domestic Funding for Foreign Training	Revenue	20.94	0.00	20.94	28.00	0.00	28.00	0.00	0.00	0.00	28.00	0.00	28.00	0.00	0.00	0.00	37.12	0.00	0.00	37.12	0.00	0.00	0.00																
3	Grant to IIPA	Revenue	2.53	0.00	2.53	3.00	0.00	3.00	0.00	0.00	0.00	3.50	0.00	3.50	0.00	0.00	0.00	3.13	0.00	0.00	3.13	0.00	0.00	0.00																
4	Augmentation of Training Facilities at ISTM	Revenue	5.00	0.00	5.00	20.00	0.00	20.00	0.00	0.00	0.00	10.00	0.00	10.00	0.00	0.00	0.00	2.68	0.00	0.00	2.68	0.00	0.00	0.00																
		Capital	0.00	0.00	0.00	0.00	0.00	0.00	0.00	0.00	0.00	0.00	0.00	0.00	0.00	0.00	0.00	10.73	0.00	0.00	10.73	0.00	0.00	0.00																
	<b>Plan Schemes of LBSNAA</b>																																							
5	Improvement of infrastructure and upgradation of essential facilities at LBSNAA - Upgradation of LBSNAA to a centre of excellence	Revenue	10.06	0.00	10.06	5.08	0.00	5.08	0.00	0.00	0.00	5.52	0.00	5.52	0.00	0.00	0.00	17.39	0.00	0.00	17.39	0.00	0.00	0.00																
		Capital	20.94	0.00	20.94	32.74	0.00	32.74	0.00	0.00	0.00	25.49	0.00	25.49	0.00	0.00	0.00	37.46	0.00	0.00	37.46	0.00	0.00	0.00																
6	Setting up of National Centre for Good Governance	Revenue	0.00	0.00	0.00	0.50	0.00	0.50	0.00	0.00	0.00	0.00	0.00	0.00	0.00	0.00	0.00	13.42	0.00	0.00	13.42	0.00	0.00	0.00																
	<b>Plan Schemes of CBI</b>																																							
7	Modernization of Training Centre of CBI	Revenue	0.81	0.00	0.81	1.00	0.00	1.00	0.00	0.00	0.00	1.15	0.00	1.15	0.00	0.00	0.00	4.47	0.00	0.00	4.47	0.00	0.00	0.00																
8	CBI e-Governance	Revenue	0.05	0.00	0.05	14.76	0.00	14.76	0.00	0.00	0.00	11.84	0.00	11.84	0.00	0.00	0.00	12.00	0.00	0.00	12.00	0.00	0.00	0.00																
9	Purchase of land & construction of office / residence complex for CBI	Capital	0.00	0.00	0.00	22.29	0.00	22.29	0.00	0.00	0.00	9.00	0.00	9.00	0.00	0.00	0.00	22.62	0.00	0.00	22.62	0.00	0.00	0.00																
10	Establishment of Technical and Forensic Support Units of CBI	Revenue	0.57	0.00	0.57	0.10	0.00	0.10	0.00	0.00	0.00	3.32	0.00	3.32	0.00	0.00	0.00	1.2	0.00	0.00	1.20	0.00	0.00	0.00																
11	Construction of CBI Hqrs. Office Building	Capital	86.73	0.00	86.73	0.10	0.00	0.10	0.00	0.00	0.00	17.27	0.00	17.27	0.00	0.00	0.00	0.00	0.00	0.00	0.00	0.00	0.00	0.00																
12	Comprehensive Modernization & Purchase of land/construction of	Revenue	0.00	0.00	0.00	25.00	0.00	25.00	0.00	0.00	0.00	4.40	0.00	4.40	0.00	0.00	0.00	0.00	0.00	0.00	0.00	0.00	0.00	0.00																
		Capital	0.00	0.00	0.00	11.50	0.00	11.50	0.00	0.00	0.00	0.00	0.00	0.00	0.00	0.00	0.00	35.79	0.00	0.00	35.79	0.00	0.00	0.00																
	<b>Plan Schemes of CIC</b>																																							
13	Construction of CIC Head office building	Capital	0.00	0.00	0.00	1.00	0.00	1.00	0.00	0.00	0.00	0.30	0.00	0.30	0.00	0.00	0.00	3.00	0.00	0.00	3.00	0.00	0.00	0.00																
14	Other Plan Schemes of CIC (Effective implementation of RTI Act)	Revenue	1.70	0.00	1.70	1.30	0.00	1.30	0.00	0.00	0.00	0.95	0.00	0.95	0.00	0.00	0.00	4.84	0.00	0.00	4.84	0.00	0.00	0.00																
		Capital	0.00	0.00	0.00	1.50	0.00	1.50	0.00	0.00	0.00	0.00	0.00	0.00	0.00	0.00	0.00	0.00	0.00	0.00	0.00	0.00	0.00	0.00																
	<b>Plan Schemes of CVC</b>																																							
15	IT enabling core CVC Processes	Revenue	2.28	0.00	2.28	1.00	0.00	1.00	0.00	0.00	0.00	2.36	0.00	2.36	0.00	0.00	0.00	0.00	0.00	0.00	0.00	0.00	0.00	0.00																

21

*Sml*  
**(Suresh Chandra Panda)**  
 Addl. Secretary & Financial Advisor (Home)  
 Ministry of Home Affairs  
 Govt. of India, New Delhi

102

*Nagesh Singh*  
**Dr. NAGESH SINGH**  
 Adviser  
 Planning Commission  
 Government of India

Ministry of Petroleum & Natural Gas  
(Annual Plan Outlay 2012-13)

(₹ in crore)

Companies	2010-11 Actual Expenditure	2011-12 Budget Estimate	2011-12 Revised Estimate	2012-13 Budget Estimate
1	2	3	4	5
<b>EXPLORATION &amp; PRODUCTION</b>				
ONGC-OVL	5650.21	8686.93	8618.95	7909.90
ONGC	28275.54	30040.02	31316.00	33065.31
OIL	1742.76	3180.33	2262.68	3378.29
GAIL	4882.45	4527.56	5717.73	5866.77
IOC	371.91	600.00	500.00	650.00
HPCL	93.82	460.00	215.00	300.00
BPCL	799.26	798.00	1000.00	1157.00
<b>Sub Total</b>	<b>41815.95</b>	<b>48292.84</b>	<b>49630.36</b>	<b>52327.27</b>
<b>REFINERY &amp; MARKETING</b>				
HPCL	3006.11	3541.00	2610.85	3156.93
BPCL	1483.89	2067.15	1199.00	3322.00
CPCL (IOCL)	674.78	1053.92	373.00	785.68
IOC	7225.15	13000.00	10000.00	8900.00
NRL (BPCL)	116.36	57.47	41.42	249.00
MRPL (ONGC)	3853.11	5164.00	3693.60	3813.00
<b>Sub Total</b>	<b>16359.40</b>	<b>24883.54</b>	<b>17917.87</b>	<b>20226.61</b>
<b>PETROCHEMICAL</b>				
HPCL	0.00	2.00	2.50	10.50
GAIL	317.70	622.44	1161.23	3580.50
IOC	2233.96	900.00	500.00	450.00
CPCL	0.00	0.00	0.00	0.00
MRPL	136.57	0.00	530.00	3004.00
BPCL	0.00	0.00	0.00	0.00
NRL	22.88	43.00	48.75	23.00
<b>Sub Total</b>	<b>2711.11</b>	<b>1567.44</b>	<b>2242.48</b>	<b>7068.00</b>
<b>ENGINEERING</b>				
BALMER LAWRIE	45.03	60.00	50.00	55.00
BIECCO LAWRIE	0	8.00	2.00	8.00
<b>Sub Total</b>	<b>45.03</b>	<b>68.00</b>	<b>52.00</b>	<b>63.00</b>
<b>TOTAL (P&amp;NG Sector)</b>	<b>60931.49</b>	<b>74811.82</b>	<b>69842.71</b>	<b>79684.88</b>
<b>GROSS BUDGETARY SUPPORT (GBS)</b>				
Rajiv Gandhi Institute of Pet. Tech (RGIPT)*	19.38	39.00	39.00	41.00
LPG connection to BPL Families**	0	1.00	1.00	1.00
Strategic Storage Programme for Storage of Crude Oil**	0	0.00	0.00	1.00
<b>Sub Total (GBS)</b>	<b>19.38</b>	<b>40.00</b>	<b>40.00</b>	<b>43.00</b>
<b>GRAND TOTAL (MoP&amp;NG)</b>	<b>60950.87</b>	<b>74851.82</b>	<b>69882.71</b>	<b>79727.88</b>

\*\* = Proposals are yet to be approved by Cabinet.

# = Proposal for Annual Plan 2012-13 for spillover works.

*Archana Sharma*  
10/2/12

*Arbind Prasad*

(Dr. Archana S. Mathuri)  
Economic Adviser  
Ministry of Petroleum & Natural Gas  
New Delhi

(Dr. Arbind Prasad)  
Sr. Adviser (Energy)  
Planning Commission  
New Delhi

*Sharma*  
29/2/2012

104

Dr. Arbind Prasad  
Sr. Adviser (Energy)  
Planning Commission  
Government of India  
Sanskrit Marg,  
New Delhi-110001



STATEMENT OF BUDGET ESTIMATES(SBE)-2012-13																							
MINISTRY OF POWER																							
Sl.No	Scheme/Programmes	Actual Expenditure 2010-11			Annual Plan 2011-12(BE)						Annual Plan 2011-12(RE)						Annual Plan 2012-13(BE)						
		GBS	IEBR	Total	GBS	IEBR	Total	Outlay Earmarked			GBS	IEBR	Total	Outlay Earmarked			GBS	IEBR	Total	Outlay Earmarked			
								North East	SCSP	TSP				North East	SCSP	TSP				North East	SCSP	TSP	
3	4	5	6	7	8	9	10	11	12	13	14	15	16	17	18	19	20	21	22	23	24		
(A)	Central Sector Schemes(CS)																						
(a)	Ongoing Schemes																						
1	NTPC Ltd.	0.00	12817.81	12817.81	0.00	28400.00	28400.00	0.00	0.00	0.00	0.00	28400.00	28400.00	0.00	0.00	0.00	0.00	0.00	20995.00	20995.00	0.00	0.00	0.00
2	National Hydro Electric Power Corporation Ltd.	781.00	2987.87	3768.87	812.61	4277.39	5090.00	0.00	0.00	0.00	544.57	4277.39	4821.96	0.00	0.00	0.00	270.37	0.00	3826.63	4097.00	0.00	0.00	0.00
3	PGCIL	0.00	12005.39	12005.39	0.00	17700.00	17700.00	0.00	0.00	0.00	0.00	17700.00	17700.00	0.00	0.00	0.00	0.00	0.00	20000.00	20000.00	0.00	0.00	0.00
4	Damodar Valley Corporation	0.00	5253.31	5253.31	0.00	5890.59	5890.59	0.00	0.00	0.00	0.00	5890.59	5890.59	0.00	0.00	0.00	0.00	0.00	5571.69	5571.69	0.00	0.00	0.00
5	Tehri Hydro Development Corporation India Ltd.	0.00	604.84	604.84	0.00	389.85	389.85	0.00	0.00	0.00	0.00	389.85	389.85	0.00	0.00	0.00	110.00	0.00	455.39	565.39	0.00	0.00	0.00
6	Satluj Jal Vidut Nigam Ltd.	0.00	568.89	568.89	0.00	1133.13	1133.13	0.00	0.00	0.00	0.00	1133.13	1133.13	0.00	0.00	0.00	0.00	0.00	796.00	796.00	0.00	0.00	0.00
7	North Eastern Electric Power Corporation Ltd.	45.00	414.02	459.02	87.50	949.77	1037.27	87.50	0.00	0.00	87.50	949.77	1037.27	87.50	0.00	0.00	134.00	0.00	1137.79	1271.79	134.00	0.00	0.00
8	Subsidy for Rural Electrification-RGGVY	5000.00	0.00	5000.00	6000.00	0.00	6000.00	673.30	600.00	0.00	3544.00	0.00	3544.00	354.40	348.12	0.00	4900.00	0.00	0.00	4900.00	490.00	600.00	0.00
9	APDRP	2348.42	0.00	2348.42	2034.00	0.00	2034.00	203.40	200.00	0.00	1688.00	0.00	1688.00	168.80	166.11	0.00	3114.00	0.00	0.00	3114.00	311.40	200.00	0.00
10	Computerisation & Office Equipment	0.97	0.00	0.97	1.00	0.00	1.00	0.00	0.00	0.00	1.00	0.00	1.00	0.00	0.00	0.00	0.10	0.00	0.00	0.10	0.00	0.00	0.00
11	Central Electricity Authority	6.58	0.00	6.58	16.23	0.00	16.23	0.00	0.00	0.00	8.44	0.00	8.44	0.00	0.00	0.00	19.08	0.00	0.00	19.08	0.00	0.00	0.00
12	Central Power Research Institute	61.51	0.00	61.51	163.40	0.00	163.40	0.00	0.00	0.00	75.00	0.00	75.00	0.00	0.00	0.00	265.00	0.00	0.00	265.00	0.00	0.00	0.00
13	National Power Training Institute	17.03	0.00	17.03	18.89	0.00	18.89	0.00	0.00	0.00	2.09	0.00	2.09	0.00	0.00	0.00	5.09	0.00	0.00	5.09	0.00	0.00	0.00
14	Bureau of Energy Efficiency	60.97	0.00	60.97	123.80	0.00	123.80	0.00	0.00	0.00	65.00	0.00	65.00	0.00	0.00	0.00	197.40	2.60	0.00	200.00	0.00	0.00	0.00
15	Consultancy charges for APDRP	19.44	0.00	19.44	0.00	0.00	0.00	0.00	0.00	0.00	0.00	0.00	0.00	0.00	0.00	0.00	0.00	0.00	0.00	0.00	0.00	0.00	0.00
16	Funds for Evaluation studies and Consultancy	0.04	0.00	0.04	1.00	0.00	1.00	0.00	0.00	0.00	0.25	0.00	0.25	0.00	0.00	0.00	2.00	0.00	0.00	2.00	0.00	0.00	0.00
17	Setting up of Joint JERC for Manipur & Mijoram	1.20	0.00	1.20	2.38	0.00	2.38	0.00	0.00	0.00	2.33	0.00	2.33	0.00	0.00	0.00	2.48	0.00	0.00	2.48	0.00	0.00	0.00
18	Comprehensive Award Scheme for Power Sector	0.00	0.00	0.00	0.82	0.00	0.82	0.00	0.00	0.00	0.82	0.00	0.82	0.00	0.00	0.00	0.99	0.00	0.00	0.99	0.00	0.00	0.00
19	Energy Conservation	127.24	0.00	127.24	130.80	0.00	130.80	0.00	0.00	0.00	50.00	0.00	50.00	0.00	0.00	0.00	200.00	0.00	0.00	200.00	0.00	0.00	0.00
20	National Electricity Fund (NEF)/Interest Subsidy Scheme	0.00	0.00	0.00	249.57	0.00	249.57	0.00	0.00	0.00	0.00	0.00	0.00	0.00	0.00	0.00	72.00	0.00	0.00	72.00	0.00	0.00	0.00
21	Assistance to FOR for Capacity Building	2.00	0.00	2.00	2.00	0.00	2.00	0.00	0.00	0.00	2.00	0.00	2.00	0.00	0.00	0.00	2.00	0.00	0.00	2.00	0.00	0.00	0.00
22	World Bank grant under PHRD to THDC	0.41	0.00	0.41	0.00	0.00	0.00	0.00	0.00	0.00	0.00	0.00	0.00	0.00	0.00	0.00	0.00	0.00	0.00	0.00	0.00	0.00	0.00
23	Interest subsidy to NTPC(AG & SP)	26.84	0.00	26.84	0.00	0.00	0.00	0.00	0.00	0.00	0.00	0.00	0.00	0.00	0.00	0.00	0.00	0.00	0.00	0.00	0.00	0.00	0.00
24	Creation of capital Assets for CPRI	0.00	0.00	0.00	0.00	0.00	0.00	0.00	0.00	0.00	0.00	0.00	0.00	0.00	0.00	0.00	0.00	0.00	0.00	0.00	0.00	0.00	0.00
(b)	New Schemes																						
1	Strengthening of Transmission System in the States of Arunachal Pradesh & Sikkim	0.00	0.00	0.00	0.00	0.00	0.00	0.00	0.00	0.00	0.00	0.00	0.00	0.00	0.00	0.00	145.00	0.00	0.00	145.00	145.00	0.00	0.00
2	220kV transmission line from Srinagar to Leh via kargil	0.00	0.00	0.00	0.00	0.00	0.00	0.00	0.00	0.00	0.00	0.00	0.00	0.00	0.00	0.00	200.00	0.00	0.00	200.00	0.00	0.00	0.00
	Sub Total of A	8496.62	34649.93	43146.55	9642.00	56740.73	66382.73	964.20	800.00	0.00	6051.00	56740.73	62791.73	606.70	502.23	0.00	9639.40	2.60	52782.50	62424.50	1080.40	800.00	0.00
(B)	Central Sponsored Schemes(CSS)																						
(a)	Ongoing Schemes	0.00	0.00	0.00	0.00	0.00	0.00	0.00	0.00	0.00	0.00	0.00	0.00	0.00	0.00	0.00	0.00	0.00	0.00	0.00	0.00	0.00	0.00
(b)	New Schemes	0.00	0.00	0.00	0.00	0.00	0.00	0.00	0.00	0.00	0.00	0.00	0.00	0.00	0.00	0.00	0.00	0.00	0.00	0.00	0.00	0.00	0.00
	Sub Total of B	0.00	0.00	0.00	0.00	0.00	0.00	0.00	0.00	0.00	0.00	0.00	0.00	0.00	0.00	0.00	0.00	0.00	0.00	0.00	0.00	0.00	0.00
	Grand Total (A+B)	8496.62	34649.93	43146.55	9642.00	56740.73	66382.73	964.20	800.00	0.00	6051.00	56740.73	62791.73	606.70	502.23	0.00	9639.40	2.60	52782.50	62424.50	1080.40	800.00	0.00

23

12/2/2012  
**राकेश जैन / RAKESH JAIN**  
 संयुक्त सचिव एवं वित्तीय सलाहकार  
 Joint Secretary & Financial Adviser  
 विद्युत मंत्रालय / Ministry of Power  
 भारत सरकार / Government of India  
 नई दिल्ली / New Delhi

108

**SOMNATH DASGUPTA**  
 Adviser  
 Govt. of India  
 Planning Commission  
 New Delhi

revised 12/23/21

STATEMENT OF BUDGET ESTIMATES (SBE) - 2012-13  
Ministry / Department : Department of Rural Development

(Rs. in crore)

S.No.	Scheme	Annual Plan 2010-11			Annual Plan 2011-12						Annual Plan 2011-12						Annual Plan 2012-13					
		ACTUAL EXPENDITURE			BUDGET ESTIMATE						REVISED ESTIMATE						BUDGET ESTIMATE					
		GBS	IEBR	Total	GBS	IEBR	Total	Outlay earmarked			GBS	IEBR	Total	Outlay earmarked			GBS	IEBR	Total	Outlay earmarked		
								North East	SCSP	TSP				North East	SCSP	TSP				DBS	EAP	
3	4	5	6	7	8	9	10	11	12	13	14	15	16	17	18	19	20	21	22	23	24	
A	Central Sector Schemes																					
1	Assistance to CAPART	50.00	0.00	50.00	100.00	0.00	100.00	0.00	0.00	0.00	35.00	0.00	35.00	0.00	0.00	0.00	35.00	0.00	0.00	35.00	0.00	0.00
2	Grants to National Institute of Rural Development	105.00	0.00	105.00	105.00	0.00	105.00	10.50	0.00	0.00	81.00	0.00	81.00	10.50	0.00	0.00	105.00	0.00	0.00	105.00	10.50	0.00
3	Management Support to RD Programs and strengthening of district planning process in lieu of programmes	119.87	0.00	119.87	120.00	0.00	120.00	12.00	0.00	0.00	120.00	0.00	120.00	12.00	0.00	0.00	120.00	0.00	0.00	120.00	12.00	0.00
4	BPL Census ##	0.65	0.00	0.65	2600.00	0.00	2600.00	30.00	0.00	0.00	2600.00	0.00	2600.00	30.00	0.00	0.00	275.00	0.00	0.00	275.00	27.50	0.00
	Total A	275.52	0.00	275.52	2925.00	0.00	2925.00	52.50	0.00	0.00	2836.00	0.00	2836.00	52.50	0.00	0.00	535.00	0.00	0.00	535.00	50.00	0.00
B	Centrally Sponsored Schemes																					
1	M.G. National Rural Employment Guarantee Scheme ^^	35841.49	0.00	35841.49	40000.00	0.00	40000.00	0.00	0.00	0.00	31000.00	0.00	31000.00	0.00	0.00	0.00	33000.00	0.00	0.00	33000.00	0.00	**,@@
2	Aajeevika @																					
	Programme Component	2665.18	0.00	2665.18	2914.00	0.00	2914.00	292.40	845.06	611.94	2681.29	0.00	2681.29	269.13	845.06	611.94	3515.00	400.00	0.00	3915.00	351.50	1033.76
	EAP component																					
3	DRDA Administration	485.00	0.00	485.00	461.00	0.00	461.00	47.10	0.00	0.00	550.00	0.00	550.00	47.10	0.00	0.00	500.00	0.00	0.00	500.00	51.00	0.00
4	Rural Housing - IAY	10337.50	0.00	10337.50	10000.00	0.00	10000.00	1004.00	3530.00	2470.00	10000.00	0.00	10000.00	1004.00	3530.00	2470.00	11075.00	0.00	0.00	11075.00	1109.00	3908.37
5	Pradhan Mantri Gram Sadak Yojana (PMGSY) §																					
	a) Programme Component	21509.80	6500.00	28009.80	17789.00	0.00	17789.00	1782.90	0.00	0.00	17789.00	0.00	17789.00	1782.90	0.00	0.00	23000.00	1000.00	0.00	24000.00	2301.00	\$.@@
	b) EAP Component	890.00	0.00	890.00	2211.00	0.00	2211.00	0.00	0.00	0.00	2211.00	0.00	2211.00	0.00	0.00	0.00	0.00	0.00	0.00	0.00	0.00	0.00
6	Provision for Urban Amenities in Rural Areas (PURA) #	66.20	0.00	66.20	100.00	0.00	100.00	10.00	0.00	0.00	90.00	0.00	90.00	0.00	0.00	0.00	150.00	0.00	0.00	150.00	15.00	0.00
	Total B	71795.17	6500.00	78295.17	73475.00	0.00	73475.00	3136.40	4375.06	3081.94	64321.29	0.00	64321.29	3103.13	4375.06	3081.94	71240.00	1400.00	0.00	72640.00	3827.50	4942.13
	Grand Total (A + B)	72070.69	6500.00	78570.69	76400.00	0.00	76400.00	3188.90	4375.06	3081.94	67157.29	0.00	67157.29	3155.63	4375.06	3081.94	71775.00	1400.00	0.00	73175.00	3877.50	4942.13

24

25

@- For SEE (J&K), funds will be met from Aajeevika Outlay for 2012-13.

\*\* No specific earmarking of funds for SCs/STs as the Programme is a demand driven.

^^ Includes Rs. 350.00 crore for extension of RSBY to MGNREGA workers.

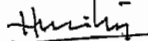
§ PMGSY being a project based scheme, no specific earmarking for SCs/STs.


Note : The GBS for PMGSY includes Rs.5827.20 crore as accruals of Diesel Cess for 2012-13.

# As the projects under PURA are sanctioned on demand on PPP mode 10 % allocation can not be made for NE Region. Exemption in this regard is being sought from DONER

## Under BPL Census only household enumeration is done and no developmental activity taken up. Exemption in this regard is being sought from DONER.

@@ - with regard to PMGSY and MGNREGS, post-facto reporting with regard to coverage expenditure on SC/ST should be reported in the Notes on Demands for Grants for 2013-14..

  
PARTHAPRATIM MITRA  
Chief Economic Adviser  
Ministry of Rural Development  
Department of Rural Development  
Government of India  
Krishi Bhawan  
New Delhi

  
Satya N. Mohanty  
Senior Adviser (RD)  
Planning Commission  
Ministry of Rural Development  
Government of India  
New Delhi

109

Year 9 months

2005-06 (Council w.r.t 02.02.2005)

1. M & MRECH -

2. AY.

3. NSAP

NSAP has 5 schemes.

1995-96 (Council effect from 15 Aug 1995)

1985-86.

13.9.2007 (Scheme (NSAP) was removed on 14 months.   
 NSAP old Age Pension

(i) New Gandhi National Old Age Pension Scheme (1985)

(ii) India Gandhi National Widens Pension Scheme (1985)

Feb, 2009

(iii) India Gandhi National Pension Scheme (1985)

(iv) National Family Benefit Scheme (1985)

(v) Annapurna.

Sh. G. K. Kataria -  
Dir (PC & PA)

Statement of Budget Estimates, 2012-13  
 Ministry of Social Justice & Empowerment

S No.	Schemes/Programmes	Annual Plan 2010-11												Annual Plan 2011-12 (BE)												Annual Plan 2012-13 (BE)											
		Actual Expenditure				Budget Estimate				Budget Estimate				Revised Estimate				Outlay				Outlay				Outlay											
		GBS	IEBR	Total	GBS	IEBR	Total	GBS	IEBR	Total	GBS	IEBR	Total	GBS	IEBR	Total	GBS	IEBR	Total	GBS	IEBR	Total	North	East	Total	SCSP	TS*										
1	Special Central Assistance (SCA) to Scheduled Caste Sub-Plan (SCSP)	587.3	0.0	587.3	775.0	0.0	775.0	15.5	775.0	0.0	775.0	675.0	0.0	675.0	13.0	675.0	0.0	675.0	1290.0	0.0	1290.0	0.0	0.0	0.0	0.0	0.0	1200.0	0.0									
2	Self Employment Scheme for Rehabilitation of Manual Scavengers (SRMS)	0.0	0.0	0.0	100.0	0.0	100.0	2.0	100.0	0.0	100.0	35.0	0.0	35.0	0.0	35.0	0.0	35.0	190.0	0.0	190.0	0.0	0.0	0.0	0.0	2.0	100.0	0.0									
3	National Finance & Development Corporations for Weaker Sections (NSFDC+)	155.0	0.0	155.0	200.0	0.0	200.0	8.0	130.0	0.0	130.0	200.0	0.0	200.0	6.0	200.0	0.0	200.0	130.0	0.0	250.0	0.0	0.0	0.0	0.0	11.0	150.0	1.0									
4	Grant in Aid to NGOs for SCs, OBCs & Training	31.3	0.0	31.3	42.0	0.0	42.0	1.5	37.0	0.0	37.0	32.4	0.0	32.4	1.0	30.4	0.0	30.4	57.0	0.0	57.0	1.5	0.0	0.0	0.0	52.0	0.0	0.0									
5	Free Coaching for SC and OBCs Students	9.4	0.0	9.4	10.0	0.0	10.0	0.0	10.0	0.0	10.0	6.0	0.0	6.0	0.0	6.0	0.0	6.0	12.0	0.0	12.0	0.0	0.0	0.0	0.0	6.0	0.0	0.0									
6	National Overseas Scholarship Scheme for SC students	4.4	0.0	4.4	6.0	0.0	6.0	0.0	6.0	0.0	6.0	0.0	0.0	0.0	0.0	0.0	0.0	0.0	6.0	0.0	6.0	0.0	0.0	0.0	0.0	6.0	0.0	0.0									
7	Rajiv Gandhi National Fellowships for SC students	144.0	0.0	144.0	125.0	0.0	125.0	2.0	125.0	0.0	125.0	125.0	0.0	125.0	2.0	125.0	0.0	125.0	125.0	0.0	125.0	2.0	0.0	0.0	0.0	125.0	0.0	0.0									
8	Top Class Education for SC students	14.2	0.0	14.2	25.0	0.0	25.0	1.0	25.0	0.0	25.0	15.0	0.0	15.0	0.0	15.0	0.0	15.0	25.0	0.0	25.0	1.0	0.0	0.0	0.0	25.0	0.0	0.0									
9	Dr. B. R. Ambedkar National Centre for Social Justice	1.0	0.0	1.0	1.0	0.0	1.0	0.0	1.0	0.0	1.0	0.0	0.0	0.0	0.0	0.0	0.0	0.0	1.0	0.0	1.0	0.0	0.0	0.0	0.0	1.0	0.0	0.0									
10	Dr. B. R. Ambedkar National Centre for Social Justice	0.0	0.0	0.0	10.0	0.0	10.0	0.0	10.0	0.0	10.0	0.0	0.0	0.0	0.0	0.0	0.0	0.0	10.0	0.0	10.0	0.0	0.0	0.0	0.0	10.0	0.0	0.0									
11	Scheme for Educational Empowerment for Economically Backward Classes	0.0	0.0	0.0	5.0	0.0	5.0	0.5	0.0	0.0	0.0	0.0	0.0	0.0	0.0	0.0	0.0	0.0	0.0	0.0	0.0	0.0	0.0	0.0	0.0	0.0	0.0	0.0									
12	Scheme for Educational, and Economic Development of Denotified Tribes and Nomadic Tribes	0.0	0.0	0.0	5.0	0.0	5.0	0.5	0.0	0.0	0.0	0.0	0.0	0.0	0.0	0.0	0.0	0.0	0.0	0.0	0.0	0.0	0.0	0.0	0.0	0.0	0.0	0.0									
13	National Overseas Scholarship Scheme for Other Backward Classes	0.0	0.0	0.0	1.0	0.0	1.0	0.0	0.0	0.0	0.0	0.0	0.0	0.0	0.0	0.0	0.0	0.0	0.0	0.0	0.0	0.0	0.0	0.0	0.0	0.0	0.0	0.0									
14	Scheme for Implementation of Persons with Disabilities (Equal Opportunity, Protection of Rights & Full Participation) Act, 1995	50.4	0.0	50.4	100.0	0.0	100.0	5.0	0.0	0.0	80.0	0.0	80.0	0.0	60.0	0.0	3.0	0.0	100.0	0.0	100.0	0.0	0.0	0.0	0.0	5.0	0.0	0.0									
15	Scheme for Funding to National Institutes for Disabled	64.6	0.0	64.6	70.0	0.0	70.0	8.0	0.0	0.0	65.7	0.0	65.7	0.0	60.0	0.0	6.0	0.0	80.0	0.0	80.0	0.0	0.0	0.0	0.0	8.0	0.0	0.0									
16	Scheme for Purchase / Fitting of Aids and Appliances for Disabled Persons	69.7	0.0	69.7	100.0	0.0	100.0	12.0	0.0	0.0	80.0	0.0	80.0	0.0	80.0	0.0	10.0	0.0	100.0	0.0	100.0	0.0	0.0	0.0	0.0	12.0	0.0	0.0									
17	Artificial Limbs Manufacturing Corporation	0.0	0.0	0.0	3.0	0.0	3.0	0.0	0.0	0.0	0.0	0.0	0.0	0.0	0.0	0.0	0.0	0.0	3.0	0.0	3.0	0.0	0.0	0.0	0.0	3.0	0.0	0.0									
18	Rehabilitation Council of India	3.0	0.0	3.0	3.0	0.0	3.0	0.0	0.0	0.0	3.0	0.0	3.0	0.0	3.0	0.0	0.0	0.0	3.0	0.0	3.0	0.0	0.0	0.0	0.0	3.0	0.0	0.0									
19	Indian Spinal Injury Centre	1.0	0.0	1.0	2.0	0.0	2.0	0.0	0.0	0.0	2.0	0.0	2.0	0.0	2.0	0.0	0.0	0.0	2.0	0.0	2.0	0.0	0.0	0.0	0.0	2.0	0.0	0.0									
20	Deendayal Disabled Rehabilitation Scheme	82.3	0.0	82.3	120.0	0.0	120.0	17.0	0.0	0.0	90.0	0.0	90.0	0.0	80.0	0.0	13.0	0.0	120.0	0.0	120.0	0.0	0.0	0.0	0.0	17.0	0.0	0.0									
21	National Handicapped Finance & Development Corporation	50.0	0.0	50.0	50.0	0.0	50.0	5.0	0.0	0.0	25.0	0.0	25.0	0.0	25.0	0.0	3.0	0.0	30.0	0.0	30.0	0.0	0.0	0.0	0.0	3.0	0.0	0.0									
22	Scheme of Incentives to Employers in the Private for Providing Employment to Disabled	0.0	0.0	0.0	5.0	0.0	5.0	0.0	0.0	0.0	1.0	0.0	1.0	0.0	0.0	0.0	0.0	0.0	5.0	0.0	5.0	0.0	0.0	0.0	0.0	5.0	0.0	0.0									
23	Establishment of Indian Sign Language and Research Training Centre	0.0	0.0	0.0	25.0	0.0	25.0	0.0	0.0	0.0	15.0	0.0	15.0	0.0	0.0	0.0	0.0	0.0	15.0	0.0	15.0	0.0	0.0	0.0	0.0	0.0	0.0	0.0									
24	Establishment of National Centre of Universal Design & Barrier Free Environment	0.0	0.0	0.0	0.0	0.0	0.0	0.0	0.0	0.0	0.0	0.0	0.0	0.0	0.0	0.0	0.0	0.0	0.0	0.0	0.0	0.0	0.0	0.0	0.0	0.0	0.0	0.0									
25	Financial Assistance to Women with Disabilities to look after their children	0.0	0.0	0.0	0.0	0.0	0.0	0.0	0.0	0.0	0.0	0.0	0.0	0.0	0.0	0.0	0.0	0.0	0.0	0.0	0.0	0.0	0.0	0.0	0.0	0.0	0.0	0.0									
26	Assistance to Voluntary Organizations for Providing Social Defense Services including Prevention of Alcoholism & Drug Abuse	32.3	0.0	32.3	46.0	0.0	46.0	0.0	0.0	0.0	34.0	0.0	34.0	0.0	34.0	0.0	3.0	0.0	45.0	0.0	45.0	0.0	0.0	0.0	0.0	3.0	0.0	0.0									

135

28  
 30  
 31

(Amount in Crores)


81

S No.	Schemes/Programmes	Annual Plan 2010-11			Annual Plan 2011-12 (BE)						Annual Plan 2011-12						Annual Plan 2012-13 (BE)						
		Actual Expenditure			Budget Estimate						Revised Estimate						Outlay						
					Budget Estimate			Outlay Earmarked			Outlay earmarked						GBS			Total			
		GBS	IEBR	Total	GBS	IEBR	Total	North East	SCSP	TSP	GBS	IEBR	Total	North East	SCSP	TSP	DBS	EAP	IEBR	Total	North East	SCSP	TSP
1	2	3	4	5	6	7	8	9	10	11	12	13	14	15	16	17	18	19	20	21	22	23	24
27	Assistance to Voluntary Orgs for programmes related to Aged	20.7	0.0	20.7	40.0	0.0	40.0	4.0	0.0	0.0	25.0	0.0	25.0	3.0	0.0	0.0	40.0	0.0	0.0	40.0	4.0	0.0	0.0
28	Misc (Grant-in-aid for Research & Training+Media)	17.2	0.0	17.2	27.0	0.0	27.0	2.0	0.0	0.0	26.3	0.0	26.3	2.0	0.0	0.0	32.0	0.0	0.0	32.0	3.0	0.0	0.0
b) New Schemes																							
Backward Classes (SC+OBCs)																							
29	Development of J. J. Ashokapur National Memorial Centre	0.0	0.0	0.0	0.0	0.0	0.0	0.0	0.0	0.0	0.0	0.0	0.0	0.0	0.0	0.0	14.0	0.0	0.0	14.0	5.0	14.0	0.0
30	Rajiv Gandhi National Fellowship Scheme for OBCs	0.0	0.0	0.0	0.0	0.0	0.0	0.0	0.0	0.0	0.0	0.0	0.0	0.0	0.0	0.0	50.0	0.0	0.0	50.0	5.0	0.0	0.0
Social Welfare																							
31	Rajiv Gandhi National Fellowship for PwDs	0.0	0.0	0.0	12.0	0.0	12.0	0.0	0.0	0.0	0.0	0.0	0.0	0.0	0.0	0.0	12.0	0.0	0.0	12.0	1.0	0.0	0.0
32	National Overseas Scholarships for PwDs	0.0	0.0	0.0	0.0	0.0	0.0	0.0	0.0	0.0	0.0	0.0	0.0	0.0	0.0	0.0	1.0	0.0	0.0	1.0	0.0	0.0	0.0
33	Scholarship for Top Class Education for SWDs	0.0	0.0	0.0	0.0	0.0	0.0	0.0	0.0	0.0	0.0	0.0	0.0	0.0	0.0	0.0	1.0	0.0	0.0	1.0	0.0	0.0	0.0
34	Scheme for Monitoring through State and district level VMCs	0.0	0.0	0.0	0.0	0.0	0.0	0.0	0.0	0.0	0.0	0.0	0.0	0.0	0.0	0.0	8.0	0.0	0.0	8.0	1.0	0.0	0.0
Total (A)		1337.7	0.0	1337.7	1908.0	0.0	1908.0	91.0	1219.0	0.0	1527.3	0.0	1527.3	68.0	1028.4	0.0	2467.0	0.0	0.0	2467.0	107.5	1695.0	0.0
B. Centrally Sponsored Schemes (CSS)																							
a) Ongoing Schemes																							
Backward Classes (SCs+OBCs)																							
35	Protection of Civil Rights (PCR) Act, 1955 & Scheduled Castes and Scheduled Tribes (Prevention of Atrocities) Act, 1989	69.4	0.0	69.4	70.0	0.0	70.0	1.0	70.0	0.0	70.0	0.0	70.0	1.0	70.0	0.0	100.0	0.0	0.0	100.0	2.0	100.0	0.0
36	State Scheduled Castes Development Corporations	20.0	0.0	20.0	20.0	0.0	20.0	0.0	20.0	0.0	20.0	0.0	20.0	0.0	20.0	0.0	20.0	0.0	0.0	20.0	0.0	20.0	0.0
37	Upgradation of Merit of SC students	2.9	0.0	2.9	4.0	0.0	4.0	0.0	4.0	0.0	4.0	0.0	4.0	0.0	4.0	0.0	5.0	0.0	0.0	5.0	0.0	5.0	0.0
38	Post Matric Scholarship Scheme for SC Students	2097.2	0.0	2097.2	2218.0	0.0	2218.0	45.0	2218.0	0.0	2441.7	0.0	2441.7	49.0	2441.7	0.0	1500.0	0.0	0.0	1500.0	30.0	1500.0	0.0
39	Pre-Matric Scholarship for Children of those engaged in Unlean Occupations	58.5	0.0	58.5	80.0	0.0	80.0	1.5	80.0	0.0	70.0	0.0	70.0	1.0	70.0	0.0	10.0	0.0	0.0	10.0	0.0	10.0	0.0
40	Grant for construction of Boys & Girls Hostels for SC & OBCs students	105.2	0.0	105.2	190.0	0.0	190.0	9.0	145.0	0.0	110.0	0.0	110.0	6.0	85.0	0.0	190.0	0.0	0.0	190.0	9.0	145.0	0.0
41	Pradhan Mantri Adarsh Gram Yojana (PMAGY) in SC villages	97.0	0.0	97.0	100.0	0.0	100.0	3.0	100.0	0.0	100.0	0.0	100.0	3.0	100.0	0.0	1.0	0.0	0.0	1.0	0.0	1.0	0.0
42	Pre-Matric Scholarship scheme for SCs	0.0	0.0	0.0	200.0	0.0	200.0	4.0	200.0	0.0	200.0	0.0	200.0	4.0	200.0	0.0	824.0	0.0	0.0	824.0	18.5	824.0	0.0
43	Post Matric Scholarship for Other Backward Classes	353.3	0.0	353.3	535.0	0.0	535.0	54.0	0.0	0.0	535.0	0.0	535.0	54.0	0.0	0.0	625.0	0.0	0.0	625.0	63.0	0.0	0.0
44	Pre-Matric Scholarship for Other Backward Classes	44.6	0.0	44.6	50.0	0.0	50.0	5.0	0.0	0.0	45.0	0.0	45.0	4.0	0.0	0.0	50.0	0.0	0.0	50.0	5.0	0.0	0.0
b) New Schemes																							
45	Post Matric Scholarship for Economically Backward classes Students (BCs)	0.0	0.0	0.0	0.0	0.0	0.0	0.0	0.0	0.0	0.0	0.0	0.0	0.0	0.0	0.0	10.0	0.0	0.0	10.0	2.0	0.0	0.0
46	Post-Matric Scholarships for students with Disabilities (Social Welfare)	0.0	0.0	0.0	0.0	0.0	0.0	0.0	0.0	0.0	0.0	0.0	0.0	0.0	0.0	0.0	33.0	0.0	0.0	33.0	3.0	0.0	0.0
47	Scheme of Assistance for Establishment of Old Age Homes for Indigent Senior Citizens (Social Welfare)	0.0	0.0	0.0	0.0	0.0	0.0	0.0	0.0	0.0	0.0	0.0	0.0	0.0	0.0	0.0	80.0	0.0	0.0	80.0	8.0	0.0	0.0
Total (B)		2848.2	0.0	2848.2	3467.0	0.0	3467.0	122.5	2837.0	0.0	3595.7	0.0	3595.7	122.0	2990.7	0.0	3448.0	0.0	0.0	3448.0	140.5	2605.0	0.0
Grand Total (A+B)		4185.9	0.0	4185.9	5375.0	0.0	5375.0	213.5	4056.0	0.0	5123.0	0.0	5123.0	190.0	4019.1	0.0	5915.0	0.0	0.0	5915.0	248.0	4300.0	0.0


33  
36  
34

35

(Signature with Seal of FA/authorised representative of Ministry)

  
**( J.C. SHARMA )**  
 Economic Adviser  
 Ministry of Social Justice  
 & Empowerment  
 Govt. of India, New Delhi

(Signature with seal of authorised representative of Planning Commission)

  
**जी. बी. पण्डा / G. B. Panda**  
 वरिष्ठ सहायक / Senior Adviser (SJ&E)  
 योजना आयोग / Planning Commission  
 भारत सरकार / Govt. of India  
 नई दिल्ली / New Delhi

136



MINISTRY OF TEXTILES

STATEMENT OF BUDGET ESTIMATES (SBE) 2012-13

Sl. No.	Schemes/ Programmes	Annual Plan 2010-11			Annual Plan 2011-12 (BE)						Annual Plan 2011-12 (Revised Estimate)						Annual Plan 2012-13					
		Actual Expenditure						Outlay Earmarked						Outlay Earmarked								
		GBS	IEBR	Total	GBS	IEBR	Total	North East	SCSP	TSP	GBS	IEBR	Total	North East	SCSP	TSP	GBS	IEBR	Total	North East	SCSP	TSP
3	4	5	6	7	8	9	10	11	12	13	14	15	16	17	19	20	21	22	23	24		
1																						
4	<b>POWERLOOM</b>							3	0													
	(i) Group Insurance Scheme	2.24	0	2.24	2.4	0	2.4	0	0	0					1.5	0	1.50	0.03	0.1	0		
	(ii) Group Workshed Scheme	1.75	0	1.75	4.5	0	4.5	0	0	0					4.5	0	4.50	0.29	0.5	0		
	(iii) Integrated Powerloom cluster development	9.08	0	9.08	11.1	0	11.1	0	3	0					6	0	6.00	0.29	0.2	0		
	<b>Sub Total (Powerloom)</b>	<b>13.07</b>	<b>0</b>	<b>13.07</b>	<b>18</b>	<b>0</b>	<b>18</b>	<b>0</b>	<b>3</b>	<b>0</b>	<b>14.44</b>	<b>0</b>	<b>14.44</b>	<b>0</b>	<b>1</b>	<b>0</b>	<b>12.00</b>	<b>0.61</b>	<b>0.8</b>	<b>0</b>		
5	<b>WOOL AND WOLLENS</b>																					
	(i) Integrated Wool Improvement & Development Programme				12.5	0	12.5	1	1	1					11.5	0	11.50	1.5	1	1		
	(ii) Quality Processing of Wool & Woollen				1	0	1	0	0	0					1.5	0	1.50	0	0	0		
	(iii) Social Security Scheme				0	0	0	0	0	0					0	0	0.00	0	0	0		
	<b>Sub Total (Wool &amp; Woollens)</b>	<b>10.74</b>	<b>0</b>	<b>10.74</b>	<b>13.5</b>	<b>0</b>	<b>13.5</b>	<b>1</b>	<b>1</b>	<b>1</b>	<b>13.5</b>	<b>0</b>	<b>13.5</b>	<b>1</b>	<b>1</b>	<b>1.2</b>	<b>13</b>	<b>0</b>	<b>13.00</b>	<b>1.5</b>	<b>1</b>	<b>1</b>
6	<b>MEGA CLUSTER</b>	<b>34.08</b>	<b>0</b>	<b>34.08</b>	<b>115.5</b>	<b>0</b>	<b>115.5</b>	<b>30</b>	<b>25</b>	<b>1</b>	<b>60</b>	<b>0</b>	<b>60</b>	<b>30</b>	<b>4</b>	<b>1.2</b>	<b>48</b>	<b>0</b>	<b>48.00</b>	<b>24</b>	<b>3.2</b>	<b>0.95</b>
	<b>SUB TOTAL (VSE SECTOR)</b>	<b>432.26</b>	<b>0</b>	<b>432.26</b>	<b>691.7</b>	<b>0</b>	<b>691.7</b>	<b>141</b>	<b>77</b>	<b>22</b>	<b>592.14</b>	<b>0</b>	<b>592.14</b>	<b>141</b>	<b>39</b>	<b>8.85</b>	<b>880.9</b>	<b>0</b>	<b>860.90</b>	<b>168.3</b>	<b>42.5</b>	<b>12.28</b>
	<b>INDUSTRY</b>																					
7	NIFT	98	0	98	128	0	128	20	10	0	13	0	13	10	12.5	8	40.00	0	40.00	20	0.43	0
8	R & D including TRAs	8.9	0	8.9	9	0	9	0	0	0	9	0	9	0	0	0	7	0	7.00	0	0	0
9	Technology Upgradation Fund Scheme (TUFS)	2782.95	0	2782.95	3100	0	3100	120	20.5	0	3700	0	3700	170.33	149	38	2914	0	2914.00	138.2	117.5	22.55
10	Scheme for Integrated Textile Park (SITP)	158.78	0	158.78	347	0	347	50	10	0	165	0	165	50	14.5	0	132	0	132.00	19	8	0
11	Jute Technology Mission	42.79	0	42.79	54	0	54	10	10	0	54	0	54	10	2	0	30	0	30.00	8	1.8	1.28
12	Export Promotion Studies				1	0	1	0	0	0	0.55	0	0.55	0	0	0	1.2	0	1.20	0	0	0
13	Sardar Patel Institute of Textile Management Coimbatore (SVPITM)	17.5	0	17.5	6	0	6	0	0.5	0	4	0	4	0	0.5	0.4	0	0	0.60	0	0	0
14	Market Development & Product Diversification Scheme				10	0	10	2	1	0	2.5	0	2.5	2	0	0	0.01	0	0.01	0	0	0
15	Common Compliance Code				10	0	10	2	1	0	5.5	0	5.5	2	0	0	4.5	0	4.50	1	1	0
16	Foreign Investment Promotion scheme (FDI)				10	0	10	0	0	0	0.5	0	0.5	0	0	0	0.01	0	0.01	0	0	0
17	Textipolis																0	0	0.00	0	0	0
18	Setting up of Fashion Hub																0	0	0.00	0	0	0
19	Human Resource Development	41.72	0	41.72	110		110	25	30	5	90.81	0	90.81	25	4	1.2	80	0	80.00	10	26	3
20	Textile Engineering Including Jute																0	0	0.00	0	0	0
21	Technical Textiles	46	0	46	50	0	50	10	10	0	38	0	38	10	2	1.2	30	0	30.00	0.8	1.5	0.5
	<b>SUB TOTAL (INDUSTRY)</b>	<b>3198.64</b>	<b>0.00</b>	<b>3198.64</b>	<b>3835.00</b>	<b>0.00</b>	<b>3835.00</b>	<b>239.00</b>	<b>93.00</b>	<b>5.00</b>	<b>4082.86</b>	<b>0.00</b>	<b>4082.86</b>	<b>279.33</b>	<b>184.50</b>	<b>44.80</b>	<b>3238.72</b>	<b>0.00</b>	<b>3238.72</b>	<b>197.00</b>	<b>165.03</b>	<b>27.33</b>
	<b>Sub Total a) (CENTRAL SECTOR SCHEMES- ONGOING)</b>	<b>3628.9</b>	<b>0</b>	<b>3628.9</b>	<b>4526.7</b>	<b>0</b>	<b>4526.7</b>	<b>380</b>	<b>170</b>	<b>27</b>	<b>4675</b>	<b>0</b>	<b>4675</b>	<b>420.33</b>	<b>223.5</b>	<b>53.65</b>	<b>4099.82</b>	<b>0</b>	<b>4099.82</b>	<b>385.3</b>	<b>197.53</b>	<b>38.59</b>

38

140



Statement of Budget Estimate(SBE)-2012-13  
Ministry of Water Resources

Sl. No.	Scheme	Annual Plan 2010-11			Annual Plan 2011-12 (BE)						Annual Plan 2011-12 (RE)						Annual Plan 2012-13 (BE)							
		Actual Expenditure			Budget Estimate			Outlay Earmarked			Budget Estimate			Outlay Earmarked			Budget Estimate			Outlay Earmarked				
		GBS	IEBR	Total	GBS	IEBR	Total	NE	SCSP	TSP	GBS	IEBR	Total	NE	SCSP	TSP	GBS	IEBR	Total	NE	SCSP	TSP		
																	DBS	EAP						
1	2	3	4	5	6	7	8	9	10	11	12	13	14	15	16	17	18	19	20	21	22	23	24	
<b>A Central Sector Schemes (on going)</b>																								
1	Development of Water Resources Information System	39.13	0.00	39.13	59.00	0.00	59.00	1.00	0.00	0.00	59.00	0.00	59.00	1.00	0.00	0.00	85.00	0.00	0.00	85.00	10.00	0.00	0.00	
2	Flood Forecasting	24.02	0.00	24.02	36.00	0.00	36.00	2.00	0.00	0.00	36.00	0.00	36.00	2.00	0.00	0.00	48.00	0.00	0.00	48.00	4.00	0.00	0.00	
3	Hydrology Project	27.22	0.00	27.22	80.00	0.00	80.00	0.00	0.00	0.00	80.00	0.00	80.00	0.00	0.00	0.00	0.00	70.00	0.00	0.00	70.00	0.00	0.00	0.00
4	Ground Water Management and Regulation	80.93	0.00	80.93	120.00	0.00	120.00	3.00	0.00	0.00	132.00	0.00	132.00	3.00	0.00	0.00	318.00	0.00	0.00	318.00	30.00	0.00	14.5	
5	Research and Development	41.36	0.00	41.36	46.19	0.00	46.19	0.30	0.00	0.00	37.00	0.00	37.00	0.30	0.00	0.00	100.00	0.00	0.00	100.00	8.00	0.00	0.00	
6	HRD /Capacity Building		0.00	0.00	0.00	0.00	0.00	0.00	0.00	0.00	0.00	0.00	0.00	0.00	0.00	0.00	100.00	0.00	0.00	100.00	0.00	0.00	5.00	
a	Information, Education and Communication	13.81	0.00	13.81	25.00	0.00	25.00	0.00	0.00	0.00	18.00	0.00	18.00	0.00	0.00	0.00	25.00	0.00	0.00	25.00	0.00	0.00	3.00	
b	National Water Academy	2.95	0.00	2.95	3.00	0.00	3.00	0.00	0.00	0.00	4.00	0.00	4.00	0.00	0.00	0.00	5.00	0.00	0.00	5.00	0.00	0.00	0.00	
c	RGN GW Training and Research Institute	3.19	0.00	3.19	3.00	0.00	3.00	0.00	0.00	0.00	3.60	0.00	3.60	0.00	0.00	0.00	15.00	0.00	0.00	15.00	0.00	0.00	0.00	
d	Capacity Building Programme	0.00	0.00	0.00	0.00	0.00	0.00	0.00	0.00	0.00	0.00	0.00	0.00	0.00	0.00	0.00	55.00	0.00	0.00	55.00	0.00	0.00	2.00	
7	Infrastructure Development	19.16	0.00	19.16	28.40	0.00	28.40	2.00	0.00	0.00	15.00	0.00	15.00	2.00	0.00	0.00	55.00	0.00	0.00	55.00	8.00	0.00	0.00	
8	River Basin Management		0.00	0.00	0.00	0.00	0.00	0.00	0.00	0.00	0.00	0.00	0.00	0.00	0.00	0.00	200.00	0.00	0.00	200.00	80.00	0.00	0.00	
a	River Basin Organisation	0.00	0.00	0.00	4.00	0.00	4.00	0.00	0.00	0.00	0.00	0.00	0.00	0.00	0.00	0.00	0.00	0.00	0.00	0.00	0.00	0.00	0.00	
b	Re-Structuring of CWC	0.00	0.00	0.00	0.00	0.00	0.00	0.00	0.00	0.00	0.00	0.00	0.00	0.00	0.00	0.00	10.00	0.00	0.00	10.00	0.00	0.00	0.00	
c	Investigations of Water Resources Development Schemes	44.04	0.00	44.04	54.00	0.00	54.00	2.00	0.00	0.00	54.00	0.00	54.00	2.00	0.00	0.00	100.00	0.00	0.00	100.00	4.00	0.00	0.00	
d	Brahmaputra Board	0.00	0.00	0.00	0.00	0.00	0.00	0.00	0.00	0.00	0.00	0.00	0.00	0.00	0.00	0.00	90.00	0.00	0.00	90.00	75.00	0.00	0.00	
	Pagladiya Dam Project (Dropped in XII Plan)	0.00	0.00	0.00	0.01	0.00	0.01	0.01	0.00	0.00	0.00	0.00	0.00	0.00	0.00	0.00	-	-	-	-	-	-	-	
9	River Management Activities and works related to Border Areas.	178.87	0.00	178.87	188.00	0.00	188.00	74.00	0.00	0.00	138.00	0.00	138.00	49.00	0.00	0.00	125.00	0.00	0.00	125.00	0.00	0.00	0.00	
10	Farakka Barrage Project	44.00	0.00	44.00	70.40	0.00	70.40	0.00	0.00	0.00	71.40	0.00	71.40	0.00	0.00	0.00	75.00	0.00	0.00	75.00	0.00	0.00	0.00	
	Dam Safety Studies (Completing by XI Plan)	1.10	0.00	1.10	3.00	0.00	3.00	0.00	0.00	0.00	2.00	0.00	2.00	0.00	0.00	0.00	-	-	-	-	-	-	-	
	<b>Sub Total (A)</b>	<b>519.78</b>	<b>0.00</b>	<b>519.78</b>	<b>720.00</b>	<b>0.00</b>	<b>720.00</b>	<b>84.31</b>	<b>0.00</b>	<b>0.00</b>	<b>620.00</b>	<b>0.00</b>	<b>620.00</b>	<b>59.30</b>	<b>0.00</b>	<b>0.00</b>	<b>1106.00</b>	<b>70.00</b>	<b>0.00</b>	<b>1176.00</b>	<b>140.00</b>	<b>0.00</b>	<b>19.60</b>	
<b>B Central Sector Schemes (New)</b>																								
1	Implementation of National Water Mission	0.00	0.00	0.00	0.00	0.00	0.00	0.00	0.00	0.00	0.00	0.00	0.00	0.00	0.00	0.00	200.00	0.00	0.00	200.00	0.00	0.00	0.00	
2	Irrigation Management Programme	0.00	0.00	0.00	0.00	0.00	0.00	0.00	0.00	0.00	0.00	0.00	0.00	0.00	0.00	0.00	100.00	0.00	0.00	100.00	10.00	0.00	0.00	
3	Dam Rehabilitation &Improvement Programme (DRIP)	0.00	0.00	0.00	0.00	0.00	0.00	0.00	0.00	0.00	0.00	0.00	0.00	0.00	0.00	0.00	5.00	19.00	0.00	24.00	0.00	0.00	0.00	
	<b>Sub Total (B)</b>	<b>0.00</b>	<b>0.00</b>	<b>0.00</b>	<b>0.00</b>	<b>0.00</b>	<b>0.00</b>	<b>0.00</b>	<b>0.00</b>	<b>0.00</b>	<b>0.00</b>	<b>0.00</b>	<b>0.00</b>	<b>0.00</b>	<b>0.00</b>	<b>0.00</b>	<b>305.00</b>	<b>19.00</b>	<b>0.00</b>	<b>324.00</b>	<b>10.00</b>	<b>0.00</b>	<b>0.00</b>	
	<b>Grand Total (A+B)</b>	<b>519.78</b>	<b>0.00</b>	<b>519.78</b>	<b>720.00</b>	<b>0.00</b>	<b>720.00</b>	<b>84.31</b>	<b>0.00</b>	<b>0.00</b>	<b>620.00</b>	<b>0.00</b>	<b>620.00</b>	<b>59.30</b>	<b>0.00</b>	<b>0.00</b>	<b>1411.00</b>	<b>89.00</b>	<b>0.00</b>	<b>1500.00</b>	<b>150.00</b>	<b>0.00</b>	<b>19.60</b>	

41

42

*Sg*  
(Sudhir Garg)  
Joint Secretary (A&PP)  
Ministry of Water Resources

सुधीर गर्ग / SUDHIR GARG  
सचिव / Joint Secretary  
जल संसाधन विभाग  
Ministry of Water Resources  
ई दिल्ली, New Delhi

*M.S. Agrawal*  
(M.S. Agrawal)  
Advisor (WR)  
Planning Commission

एम.एस. अग्रवाल / M.S. Agrawal  
अडिटर (WR) / Advisor (WR)  
योजना आयोग / Planning Commission  
भारत सरकार / Govt. of India  
नई दिल्ली / New Delhi

149



**Statement of Budget Estimates (SBE) - 2012 - 13**  
**MINISTRY OF WOMEN AND CHILD DEVELOPMENT**

(Rs. In Crores)

S. No.	Name of the Scheme	Annual Plan 2010-11	Annual Plan 2011-12 (BE) BUDGET ESTIMATE					Annual Plan 2011 - 12 (RE) REVISED ESTIMATE					Annual Plan 2012 - 13 BUDGET ESTIMATE				
		Actual Expenditure GBS/Total	GBS	Total	Outlay Earmarked			GBS	Total	Outlay Earmarked			GBS	Total	Outlay Earmarked		
					North East	SCSP	TSP			North East	SCSP	TSP			North East	SCSP	TSP
(1)	(2)	(3)	(4)	(5)	(6)	(7)	(8)	(9)	(10)	(11)	(12)	(13)	(14)	(15)	(16)	(17)	(18)
<b>A CENTRAL SECTOR SCHEMES (CS)</b>																	
<b>(a) ONGOING SCHEMES</b>																	
<b>(i) Child Development</b>																	
1	RGN Crèche Scheme	69.36	85.00	85.00	8.50			85.00	85.00	8.50			110.00	110.00	11.00		
2	Scheme for the Welfare of Working children in need of care and Protection	10.19	10.00	10.00	1.00			10.00	10.00	1.00			10.00	10.00	1.00		
3	Conditional Cash Transfer scheme for the girl child with Insurance cover (Dhanalakshmi)	1.83	10.00	10.00	0.00			5.00	5.00	0.00			5.00	5.00	0.00		
4	NIPCCD	7.01	11.00	11.00	1.10			11.00	11.00	1.10			12.00	12.00	1.20		
5	NCPCR	5.50	11.90	11.90	1.19			11.90	11.90	1.19			12.00	12.00	1.20		
6	CARA	1.86	7.00	7.00	0.70			7.00	7.00	0.70			9.00	9.00	0.90		
	<b>Sub-Total A(a - i)</b>	<b>95.75</b>	<b>134.90</b>	<b>134.90</b>	<b>12.49</b>	<b>0.00</b>	<b>0.00</b>	<b>129.90</b>	<b>129.90</b>	<b>12.49</b>	<b>0.00</b>	<b>0.00</b>	<b>158.00</b>	<b>158.00</b>	<b>15.30</b>	<b>0.00</b>	<b>0.00</b>
<b>(ii) Women Development</b>																	
7	WWH	14.15	10.00	10.00	1.00			4.90	4.90	1.00			10.00	10.00	1.00		
8	STEP	24.09	20.00	20.00	2.50			11.50	11.50	2.50			20.00	20.00	2.50		
9	Swadhar	34.21	30.00	30.00	3.50			30.00	30.00	3.50			100.00	100.00	10.00		
10	Comprehensive scheme for combating trafficking (Ujjwala)	8.68	10.00	10.00	1.00			10.00	10.00	1.00			12.00	12.00	1.20		
11	Gender Budgeting & Gender Disaggregated Data	0.36	1.00	1.00	0.10			1.00	1.00	0.10			1.00	1.00	0.10		
12	Priyadarshini Scheme	5.90 (5.31)	26.10 (24.35)	26.10 (24.35)	0.00			15.10 (13.50)	15.10 (13.50)	0.00			15.00 (13.50)	15.00 (13.50)	0.00		
13	NCW	4.99	9.00	9.00	0.90			9.00	9.00	0.90			11.00	11.00	1.10		
14	RMK	0.00	100.00	100.00	10.00			100.00	100.00	10.00			100.00	100.00	10.00		
15	GIA to CSWB	76.25	90.00	90.00	9.00			90.00	90.00	9.00			60.00	60.00	6.00		
	<b>Sub-Total A (a - ii)</b>	<b>168.63</b>	<b>296.10</b>	<b>296.10</b>	<b>28.00</b>	<b>0.00</b>	<b>0.00</b>	<b>271.50</b>	<b>271.50</b>	<b>28.00</b>	<b>0.00</b>	<b>0.00</b>	<b>329.00</b>	<b>329.00</b>	<b>31.90</b>	<b>0.00</b>	<b>0.00</b>
<b>(iii) Other Schemes</b>																	
16	GIA for Research, Publication & Monitoring	0.77	2.00	2.00	0.20			2.00	2.00	0.20			2.00	2.00	0.20		
17	GIA for Innovative Work on Women & Child Development	0.79	2.00	2.00	0.20			2.00	2.00	0.20			3.00	3.00	0.30		
18	Information, Mass Media and Publication	33.31	50.00	50.00	5.00			50.00	50.00	5.00			50.00	50.00	4.80		
19	Information Technology (IT)	0.69	2.00	2.00	0.00			2.00	2.00	0.00			2.00	2.00	0.00		
20	Nutrition Education Scheme (FNB)	10.37	10.00	10.00	1.00			10.00	10.00	1.00			10.00	10.00	1.00		
	<b>Sub-Total A (a - iii)</b>	<b>45.93</b>	<b>66.00</b>	<b>66.00</b>	<b>6.40</b>	<b>0.00</b>	<b>0.00</b>	<b>66.00</b>	<b>66.00</b>	<b>6.40</b>	<b>0.00</b>	<b>0.00</b>	<b>67.00</b>	<b>67.00</b>	<b>6.30</b>	<b>0.00</b>	<b>0.00</b>
	<b>Sub-Total A (a)</b>	<b>310.31</b>	<b>497.00</b>	<b>497.00</b>	<b>46.89</b>	<b>0.00</b>	<b>0.00</b>	<b>467.40</b>	<b>467.40</b>	<b>46.89</b>	<b>0.00</b>	<b>0.00</b>	<b>554.00</b>	<b>554.00</b>	<b>53.50</b>	<b>0.00</b>	<b>0.00</b>
<b>(b) NEW SCHEMES</b>																	
21	Girl Child Specific District Plan of Action												1.00	1.00	0.00		
22	Women's Help Line												2.00	2.00	0.00		
23	Development of Distance Learning Programme on the rights of women												0.10	0.10	0.00		
	<b>Total A(b)</b>												<b>3.10</b>	<b>3.10</b>	<b>0.00</b>		
	<b>Total A</b>	<b>310.31</b>	<b>497.00</b>	<b>497.00</b>	<b>46.89</b>	<b>0.00</b>	<b>0.00</b>	<b>467.40</b>	<b>467.40</b>	<b>46.89</b>	<b>0.00</b>	<b>0.00</b>	<b>557.10</b>	<b>557.10</b>	<b>53.50</b>	<b>0.00</b>	<b>0.00</b>

*10/2/2012*

आदित्य प्रकाश/ADITYA PARKASH)  
सांख्यिकीय सलाहकार/Statistical Adviser  
महिला एवं बाल विकास मन्त्रालय,  
Ministry of Women & Child Dev.  
भारत सरकार/Govt. of India  
नई दिल्ली/New Delhi

150

*10/2/2012*  
वन्दना कुमर जेना, Vandana Kumar Jena  
संयोजक सलाहकार Senior Adviser  
संयोजक आयोग Planning Commission  
भारत सरकार Govt of India  
नई दिल्ली New Delhi

S. No.	Name of the Scheme	Annual Plan 2010-11	Annual Plan 2011-12 (BE) BUDGET ESTIMATE				Annual Plan 2011 - 12 (RE) REVISED ESTIMATE				Annual Plan 2012 - 13 BUDGET ESTIMATE						
		Actual	GBS	Total	Outlay Earmarked			GBS	Total	Outlay Earmarked			GBS	Total	Outlay Earmarked		
		Expenditure			North East	SCSP	TSP			North East	SCSP	TSP			North East	SCSP	TSP
(1)	(2)	(3)	(4)	(5)	(6)	(7)	(8)	(9)	(10)	(11)	(12)	(13)	(14)	(15)	(16)	(17)	(18)
<b>B CENTRALLY SPONSORED SCHEMES (CSS)</b>																	
<b>(a) ONGOING SCHEMES</b>																	
<b>i) Child Development</b>																	
24	Integrated Child Development Services	9762.99	10000.00	10000.00	1035.81	2300.00	1037.30	14048.40	14048.40	1380.81	2300.00	1037.30	15850.00	15850.00	1600.00	3470.00	1517.00
25	World Bank assisted ICDS Systems Strengthening and Nutrition Improvement Project (ISSNIP)	0.00	330.00	330.00	0.00			32.00	32.00	0.00			102.80	102.80	0.00		
			(231.00)	(231.00)				(2.00)	(2.00)				(71.96)	(71.96)			
26	National Nutrition Mission (NNM)	0.00	100.00	100.00	10.00			100.00	100.00	10.00			250.00	250.00	25.00		
27	Integrated Child Protection Scheme (ICPS)	115.1	270.00	270.00	27.00			213.40	213.40	27.00			400.00	400.00	40.00		
	Sub-Total B(a - i)	<b>9878.09</b>	<b>10700.00</b>	<b>10700.00</b>	<b>1072.81</b>	<b>2300.00</b>	<b>1037.30</b>	<b>14393.80</b>	<b>14393.80</b>	<b>1417.81</b>	<b>2300.00</b>	<b>1037.30</b>	<b>16602.80</b>	<b>16602.80</b>	<b>1665.00</b>	<b>3470.00</b>	<b>1517.00</b>
<b>ii) Women Development</b>																	
28	Rajiv Gandhi Scheme for Empowerment of Adolescent Girls (RGSEAG) - SABLA	329.84	750.00	750.00	75.00	140.00		750.00	750.00	75.00	140.00		750.00	750.00	75.00	140.00	
29	Indira Gandhi Matritva Sahyog Yojana (IGMSY) - CMB Scheme	116.46	520.00	520.00	52.00	90.00		403.00	403.00	52.00	90.00		520.00	520.00	52.00	90.00	
30	National Mission for Empowerment of Women	0.00	40.00	40.00	4.00			40.00	40.00	4.00			25.00	25.00	2.50		
31	Relief to and Rehabilitation of Rape Victims	0.00	140.00	140.00	14.00			45.50	45.50	14.00			20.00	20.00	2.00		
32	Swayamsidha - Phase-II	0.00	3.00	3.00	0.30			0.30	0.30	0.30			0.00	0.00	0.00		
	Sub-Total B(a - ii)	<b>446.30</b>	<b>1453.00</b>	<b>1453.00</b>	<b>145.30</b>	<b>230.00</b>	<b>0.00</b>	<b>1238.80</b>	<b>1238.80</b>	<b>145.30</b>	<b>230.00</b>	<b>0.00</b>	<b>1315.00</b>	<b>1315.00</b>	<b>131.50</b>	<b>230.00</b>	<b>0.00</b>
<b>(b) NEW SCHEMES</b>																	
33	Implementation of Protection of Women from Domestic Violence Act												20.00	20.00	0.00		
34	One Stop Crisis Centre												5.00	5.00	0.00		
35	Scheme for the Holistic Development of Adolescent Boys - SAKSHAM												0.10	0.10	0.00		
	Sub-Total B(b)												<b>25.10</b>	<b>25.10</b>	<b>0.00</b>		
	Sub-Total B	<b>10324.39</b>	<b>12153.00</b>	<b>12153.00</b>	<b>1218.11</b>	<b>2530.00</b>	<b>1037.30</b>	<b>15632.60</b>	<b>15632.60</b>	<b>1563.11</b>	<b>2530.00</b>	<b>1037.30</b>	<b>17942.90</b>	<b>17942.90</b>	<b>1796.50</b>	<b>3700.00</b>	<b>1517.00</b>
	Total (A + B)	<b>10634.70</b>	<b>12650.00</b>	<b>12650.00</b>	<b>1265.00</b>	<b>2530.00</b>	<b>1037.30</b>	<b>16100.00</b>	<b>16100.00</b>	<b>1610.00</b>	<b>2530.00</b>	<b>1037.30</b>	<b>18500.00</b>	<b>18500.00</b>	<b>1850.00</b>	<b>3700.00</b>	<b>1517.00</b>

Note: Figures shown in the brackets are EAP.

44  
45

Date: 06/2/2012  
 आदित्य प्रकाश/ADITYA PARKASH)  
 सांख्यिकीय सलाहकार/Statistical Adviser  
 महिला एवं बाल विकास मन्त्रालय  
 Ministry of Women & Child Dev.  
 भारत सरकार/Govt. of India  
 नई दिल्ली/New Delhi

06/2/2012  
 वसुधा कुमारी जेना Vasudha Kumari Jena  
 सनियोजक सलाहकार Senior Advisor  
 योजना आयोग Planning Commission  
 भारत सरकार Govt of India  
 नई दिल्ली New Delhi


Statement of Budget Estimate (SBE)-2012-13  
Ministry of Youth Affairs & Sports, Department of Youth Affairs

(Rs.in crores)


Sl.No.	Scheme/Programme	Annual Plan 2010-11			Annual Plan 2011-12						Annual Plan 2011-12						Annual Plan 2012-13							
		Budget estimate			Budget Estimate						Revised Estimate						Budget Estimate							
		GBS	IEBR	Total	GBS	IEBR	Total	Outlay Earmarked			GBS	IEBR	Total	Outlay Earmarked			GBS	EAP	IEBR	Total	Outlay Earmarked			
								NE	SCSP	TSP				NE	SCSP	TSP					NE	SCSP	TSP	
1	2	3	4	5	6	7	8	9	10	11	12	13	14	15	16	17	18	19	20	21	22	23	24	
1	Central Sector Schemes																							
(A)	<b>YOUTH AFFAIRS</b>																							
1	Nehru Yuva Kendra Sangathan (NYKS)	92.00		92.00	105.00		105.00	11.10	18.10	9.11	104.47		104.47	11.10	18.42	9.19	105.00			105.00	11.00		17.56	8.94
2	Rajiv Gandhi National Institute of Youth Development	10.00		10.00	11.00		11.00	1.10	1.78	0.90	11.00		11.00	1.10	1.78	0.9	20.00			20.00	2.00		3.34	1.64
3	Youth Hostel	5.00		5.00	5.00		5.00	0.50			2.50		2.50	0.50			2.00			2.00	0.20			
4	National Youth Corps	56.50		56.50	58.00		58.00	5.80	9.40	4.76	49.43		49.43	5.80	8.01	4.28	63.50			63.50	6.30		10.44	5.31
5	National Programme for Youth & Adolescents Development	25.00		25.00	25.00		25.00	2.50	4.05	2.05	23.00		23.00	2.50	3.73	1.89	20.00	3.00		23.00	2.50		3.73	1.89
6	Promotion of Scouting & Guiding	3.00		3.00	2.00		2.00				1.00		1.00				1.50			1.50				
7	International Co-operation	3.50		3.50	3.50		3.50	0.35			12.15		12.15				5.00			5.00				
8	National Youth Centre & Regional Youth Centre				0.50		0.50																	
	Total Youth (Central Schemes)	195.00		195.00	210.00		210.00	21.00	33.33	16.82	204.55		204.55		31.94	16.26	217.00			220.00	22.00		35.07	17.78
(B)	<b>Centrally Sponsored Scheme</b>																							
1	National Service Scheme (NSS)	85.00		85.00	90.00		90.00	9.00	15.36	7.78	71.45		71.45	6.50	12.61	6.29	80.00			80.00	8.00		13.53	6.82
	<b>Grand total (A+B)</b>	<b>280.00</b>		<b>280.00</b>	<b>300.00</b>		<b>300.00</b>	<b>30.00</b>	<b>48.69</b>	<b>24.60</b>	<b>275.00</b>		<b>275.00</b>	<b>27.50</b>	<b>44.55</b>	<b>22.55</b>	<b>297.00</b>	<b>3.00</b>		<b>300.00</b>	<b>30.00</b>		<b>48.60</b>	<b>24.60</b>

\*\* Includes E.A.P. United Nations Population Fund (UNFPA)

5 The percentage of SCSP is 16.20% and for TSP it is 8.20% as decided by the Planning Commission.

  
Signature with seal of FA/authorised representative of Ministry /Department

राकेश मोहन / RAKESH MOHAN  
संयुक्त सचिव / Joint Secretary  
युवा कार्यक्रम एवं खेल मंत्रालय  
Ministry of Youth Affairs & Sports  
भारत सरकार, नई दिल्ली  
Government of India, New Delhi

  
Signature with seal of FA/authorised representative of Planning Commission

डॉ० सी० चन्द्रमोहन / Dr. C. Chandramohan  
वरिष्ठ सलाहकार / Senior Adviser  
योजना आयोग / Planning Commission  
भारत सरकार / Govt. of India  
नई दिल्ली-110001 / New Delhi-110001

152

2012-13

S.No.	Scheme	Annual Plan 2010-11		Annual Plan 2011-12 (BE)		Annual Plan 2011-12		Annual Plan 2012-13 (BE)	
		Actual Expenditure	BUDGET ESATIMATE	Revised Estimate	Annual Plan 2011-12	Annual Plan 2012-13 (BE)	Annual Plan 2011-12	Annual Plan 2012-13 (BE)	
(Rs. in Crore)									
(A)	Central Sector Scheme (CS)	2		12		12		21	
		GBS	IEBR	GBS	IEBR	GBS	IEBR	GBS	IEBR
a)	Ongoing Schemes	2		12		12		21	
		GBS	IEBR	GBS	IEBR	GBS	IEBR	GBS	IEBR
(Rs. in Crore)									
1	Sports Authority of India	347.00	0.00	250.90	15.00	35.00	20.00	250.90	0.00
2	Laxmibai National Institute of Physical Education, Gwalior	30.00	0.00	30.00	0.00	30.00	18.00	3.00	2.00
3	Behome of Incentives to Sportspersons:								
	(i) Special Cash Awards (Including Rajiv Gandhi Khel Ratna Award)	34.00	0.00	4.00	0.00	0.00	14.00	0.00	14.00
	(ii) Pension to Meritorious sportspersons	30.26	0.00	30.26	2.00	0.00	3.50	0.00	3.50
4	Assistance to promotion of sports excellence:								
	(i) Assistance to NSFs	81.44	0.00	81.44	100.00	0.00	100.00	0.00	100.00
	(ii) Talent Search & Training	7.00	0.00	7.00	10.00	0.00	2.00	1.00	2.00
5	National Sports Development Fund	20.00	0.00	20.00	5.00	0.00	0.00	0.00	0.00
6	Urban Sports Infrastructure Scheme	15.00	0.00	15.00	50.00	15.00	5.00	40.50	0.00
7	Anti-Doping Activities								
	(i) NDTL	11.50	0.00	11.50	15.00	0.00	1.00	2.50	0.00
	(ii) NADA	2.00	0.00	2.00	2.00	0.00	0.50	0.00	0.00
	(iii) WADA	0.42	0.00	0.42	0.00	0.00	0.50	0.00	0.00
8	Promotion of Sports among disabled	5.96	0.00	5.96	0.00	5.50	1.00	4.40	0.00
9	Commonwealth Games 2010								
	(i) Sal Stadia Renovation	274.72	0.00	274.72	0.10	0.00	0.00	0.00	0.00
	(ii) All India Tennis Association	0.30	0.00	0.30	0.00	0.00	0.00	0.00	0.00
	(iii) Preparation of teams	27.07	0.00	27.07	0.00	0.00	0.00	0.00	0.00
	(iv) Upgradation/creation of venues	35.38	0.00	35.38	0.00	0.00	0.00	0.00	0.00
	(v) Overlays	431.40	0.00	431.40	0.00	0.00	0.00	0.00	0.00
	(vi) Equipments and furnishings of stadia	21.26	0.00	21.26	0.00	0.00	0.00	0.00	0.00
	(vii) Incremental Infrastructure for MTNL	82.00	0.00	82.00	0.00	0.00	0.00	0.00	0.00

Statement of Budget Estimate (SBE) 2012-13  
Ministry / Department - Department of Sports, Ministry of Youth Affairs & Sports

Annual Plan 2011-12 (BE)  
Annual Plan 2012-13 (BE)

Actual Expenditure  
BUDGET ESATIMATE  
Revised Estimate

Quatley Earmarked  
Quatley Earmarked  
Quatley Earmarked

North East  
North East  
North East

TSP  
SCSP  
TSP

Total  
Total  
Total

IEBR  
IEBR  
IEBR

GBS  
GBS  
GBS

DBS  
DBS  
DBS

EAP  
EAP  
EAP

20  
21  
22

23  
23  
24

153

*[Signature]*

*[Signature]*

49  
48

24  
28

**Planning Commission  
(HRD Division)**

...

**Subject:** Lok Sabha provisional Admitted Starred Question Dy. No. 18976 due for answer on 02/05/2012 raised by Shri Yashwant Sinha, MP regarding Schemes named after eminent personalities.

PC Division may kindly refer to their O.M. No. H-11016/21/2012-PC dated 24<sup>th</sup> April, 2012 on the subject mentioned above. The information are as under. MHRD has schemes and some engineering institutes named after the dignitaries as per details below;

50 ——— **1. Kasturba Gandhi Balika Vidyalayas (KGBVs):-** SSA focuses on girls' education through the National Programme for Education of Girls at Elementary level (NPEGEL) and the *Kasturba Gandhi Balika Vidyalayas (KGBVs)*. NPEGEL is implemented in 25 States/UTs covering 6956 Early Childhood Care Education (ECCE) centres providing remedial teaching to 11.41 lakh girls, bridge courses for 89,462 girls, and providing uniforms etc to 1.40 crore girls. *Kasturba Gandhi Balika Vidyalaya (KGBV)* scheme, launched in August 2004, encourages greater participation of girls in education at upper primary level. Residential schools at upper primary level have been sanctioned for girls' pre dominantly belonging to SCs, STs, OBCs and Minorities in Educationally Backward Blocks (EBBs) having high gender gap and low female literacy.

A minimum of three-fourths of the seats are reserved for girls from marginalized or minority communities and the remaining are made available to girls from families below the poverty line. KGBV, operating in 27 States/UTs, has been merged with the SSA in the Eleventh Plan. So far 2565 residential schools have been sanctioned for girls belonging predominantly to SCs, STs, OBCs and minorities. The enrolment is 1.96 lakh, of which SCs, STs, OBCs and minorities account for 27.4%, 30.7%, 26.4% and 6.6%, respectively. As per the revised norms, the KGBVs will be expanded to cover all Educationally Backward Blocks.

**Higher Education:**


51 ——— **2. Atal Bihari Vajpayee Indian Institute of Information Technology & Management, Gwalior**

It is the first IIIT established by the Ministry of Human Resource Development, Government of India in 1997, as an initiative to foster information technology (IT) and management education in India. It is the foremost institution providing technical and managerial education in the areas of IT and Management in India. It is at the vanguard of imparting superior quality higher education and pertinent skills. In 1992, the Ministry of HRD set-up a high powered committee under the Chairmanship of Dr. P G Reddy. The team reviewed the overall scenario in the country with regard to software education and training and recommended, setting up of Advanced Information System Institutes on the


(Rs. Crore)

S.No.	Name of Scheme	Annual Plan 2010-11		Annual Plan 2011-12					Annual Plan 2011-12					Annual Plan 2012-13				
		Actual Expenditure		Budget Estimates					Revised Estimates					Budget Estimates				
		GBS	Total	GBS	Total	Outlay earmarked			GBS	Total	Outlay earmarked			GBS	Total	Outlay earmarked		
						NER	SCSP	TSP			NER	SCSP	TSP			NER	SCSP	TSP
1	2	3	4	5	6	7	8	9	10	11	12	13	14	15	16	17	18	19
18	Indian Institute of Information Technology, Design and Manufacturing Kanchipuram	20.00	20.00	70.00	70.00	0.00	10.50	5.25	70.00	70.00	0.00	10.50	5.25	80.00	80.00	0.00	12.00	6.00
19	Indian Institute of Information Technology, Jabalpur	45.00	45.00	40.00	40.00	0.00	6.00	3.00	40.00	40.00	0.00	6.00	3.00	45.00	45.00	0.00	6.75	3.38
20	Central Institute of Technology (CIT), Kokrajhar	9.00	9.00	20.00	20.00	19.99	0.20	16.00	20.00	20.00	19.99	0.20	16.00	22.00	22.00	21.99	0.22	17.60
21	Setting up of new Schools of Planning and Architecture (SPAs)	24.00	24.00	25.00	25.00	0.00	3.75	1.88	25.00	25.00	0.00	3.75	1.88	35.00	35.00	0.00	5.25	2.63
22	Setting up of new IITs	250.00	250.00	500.00	500.00	0.00	75.00	37.50	500.00	500.00	0.00	75.00	37.50	800.00	800.00	0.00	120.00	60.00
23	Setting up of new National Institutes of Technology (NITs) including Chaudhary Ghani Khan Institute of Engineering	25.00	25.00	80.00	80.00	40.00	12.00	6.00	80.00	80.00	40.00	12.00	6.00	120.00	120.00	72.00	18.00	21.05
24	Setting up of New IIMs	12.99	12.99	60.00	60.00	0.00	9.00	4.50	60.00	60.00	0.00	9.00	4.50	150.00	150.00	0.00	22.50	11.25
25	Setting up of workers Technical University Externally Aided Scheme		0.00	1.00	1.00	0.10	0.15	0.08	1.00	1.00	0.10	0.15	0.08	0.00	0.00	0.00	0.00	0.00
26	Tech. Edu. Quality Improvement Programme	5.00	5.00	264.00	264.00	0.00	39.60	19.80	189.00	189.00	0.00	28.35	14.18	350.00	350.00	0.00	52.50	26.25
Total (Existing Schemes)		3364.22	3364.22	4481.00	4481.00	337.38	667.55	349.90	4406.00	4406.00	337.38	656.30	344.27	5556.00	5556.00	447.98	828.92	451.57
A-2	New Schemes																	
1	Expansion and upgradation of State Engineering/Architecture Institutions	0.00	0.00	1.00	1.00	0.00	0.15	0.08	0.00	0.00	0.00	0.00	0.00	4.00	4.00	0.00	0.60	0.30
2	Setting up of Indian Institute of Engineering, Science, & Technology (IIEST)	0.00	0.00	25.00	25.00	0.00	3.75	1.88	0.00	0.00	0.00	0.00	0.00	1.00	1.00	0.00	0.15	0.08
3	Establishment of 50 centers for Training and Research in Frontier Areas	0.00	0.00	1.00	1.00	0.10	0.15	0.08	0.00	0.00	0.00	0.00	0.00	1.00	1.00	0.10	0.15	0.08
4	Setting up of New IITs	0.00	0.00	29.00	29.00	0.00	4.35	2.18	0.00	0.00	0.00	0.00	0.00	25.00	25.00	2.50	3.75	1.88
5	Tech. Edu. Quality Improvement Programme Phase III													1.00	1.00	0.10	0.00	0.00
6	Research & Innovation													1.00	1.00	0.10	0.15	0.08
7	Employability & Skill Formation													1.00	1.00	0.10	0.15	0.08
Total (New Schemes)		0.00	0.00	56.00	56.00	0.10	8.40	4.20	0.00	0.00	0.00	0.00	0.00	34.00	34.00	2.90	4.95	2.48

59

  
 (डा. विजय प्रकाश गोयल)  
 (DR. V. P. GOEL)  
 उच्च शिक्षण विभाग / Dy. Director General  
 उच्च शिक्षण विभाग / Min of H. R. D  
 नई दिल्ली / New Delhi

78

  
 पवन अग्रवाल / PAWAN AGARWAL  
 सलाहकार (शिक्षा) / Adviser (Education)  
 योजना आयोग / Planning Commission  
 भारत सरकार / Govt. of India  
 नई दिल्ली-01 / New Delhi-01

(Rs. Crore)

S.No.	Name of Scheme	Annual Plan 2010-11		Annual Plan 2011-12					Annual Plan 2011-12					Annual Plan 2012-13				
		Actual Expenditure		Budget Estimates					Revised Estimates					Budget Estimates				
		GBS	Total	GBS	Total	Outlay earmarked			GBS	Total	Outlay earmarked			GBS	Total	Outlay earmarked		
						NER	SCSP	TSP			NER	SCSP	TSP			NER	SCSP	TSP
3	4	15	16	17	18	19	10	11	12	13	14	15	16	17	18	19		
F	Technical Education																	
A.	Central Sector Schemes																	
A-1	Existing Schemes																	
1	Polytechnic for Disabled	3.52	3.52	5.00	5.00	0.50	0.00	0.00	5.00	5.00	0.50	0.00	0.00	5.00	5.00	0.50	0.75	0.38
2	AICTE (including funds for Faculty Development, increase in Fellowship amount for M.Tech Students, Reduction of Regional Imbalance/ Social gaps & promotion of Inclusiveness and Support to Engg College for Diploma courses)	219.99	219.99	230.00	230.00	23.00	34.50	12.25	230.00	230.00	23.00	34.50	12.25	400.00	400.00	40.00	60.00	30.00
3	Sant Longowal Institute of Engineering & Technology	1.00	1.00	16.00	16.00	0.00	2.40	1.20	16.00	16.00	0.00	2.40	1.20	16.00	16.00	0.00	2.40	1.20
4	Indian Institute of Science (IISc), Bangalore	95.00	95.00	104.00	104.00	0.00	15.60	7.80	104.00	104.00	0.00	15.60	7.80	150.00	150.00	0.00	22.50	11.25
5	Indian Institutes of Technology (IITs)	945.00	945.00	1100.00	1100.00	110.00	165.00	82.50	1100.00	1100.00	110.00	165.00	82.50	1200.00	1200.00	120.00	180.00	90.00
6	National Institute of Technology (NITs)	900.00	900.00	910.00	910.00	91.00	136.50	68.25	910.00	910.00	91.00	136.50	68.25	1000.00	1000.00	100.00	150.00	75.00
7	Indian Institutes of Management (IIMs) including IIM Shillong	99.99	99.99	150.00	150.00	37.50	22.50	11.25	150.00	150.00	37.50	22.50	11.25	180.00	180.00	75.00	27.00	13.50
8	North-Eastern Regional Instt. of Science & Technology (NERIST)	1.41	1.41	7.00	7.00	6.99	0.00	5.60	7.00	7.00	6.99	0.00	5.60	10.00	10.00	9.99	0.10	8.00
9	Indian Institute of Information Technology (IIIT) Allahabad	30.00	30.00	45.00	45.00	0.00	6.75	3.38	45.00	45.00	0.00	6.75	3.38	50.00	50.00	0.00	7.50	3.75
10	Indian Institute of Information Technology & Management (IIITM), Gwalior	20.00	20.00	30.00	30.00	0.00	4.50	2.25	30.00	30.00	0.00	4.50	2.25	35.00	35.00	0.00	5.25	2.63
11	NITTR's	27.00	27.00	35.00	35.00	3.50	5.25	2.44	35.00	35.00	3.50	5.25	2.44	35.00	35.00	3.50	5.25	2.44
12	NITTE, Mumbai	31.25	31.25	37.00	37.00	0.00	5.55	2.78	37.00	37.00	0.00	5.55	2.78	37.00	37.00	0.00	5.55	2.78
13	NIFFT, Ranchi	12.00	12.00	14.00	14.00	0.00	2.10	1.05	14.00	14.00	0.00	2.10	1.05	16.00	16.00	0.00	2.40	1.20
14	School of Planning and Architecture (SPA), New Delhi	9.00	9.00	10.00	10.00	0.00	1.50	0.75	10.00	10.00	0.00	1.50	0.75	10.00	10.00	0.00	1.50	0.75
15	ISM, Dhanbad	89.00	89.00	100.00	100.00	0.00	15.00	7.50	100.00	100.00	0.00	15.00	7.50	110.00	110.00	0.00	16.50	8.25
16	BOATS including Apprenticeship Training	39.07	39.07	48.00	48.00	4.80	7.20	3.41	48.00	48.00	4.80	7.20	3.41	50.00	50.00	5.00	7.50	3.56
17	Indian Institute of Science Education and Research (all 5 IISERs)	450.00	450.00	580.00	580.00	0.00	87.00	43.50	580.00	580.00	0.00	87.00	43.50	650.00	650.00	0.00	97.50	48.75

53

2011-  
 (डा. विजय प्रकाश गोयल)  
 (DR. V. P. GOEL)  
 जन महानिदेशक / Dy. Director General  
 के. ए. रि. मंत्रालय / Min of M. R. D  
 मंत्रालय विभाग / Div. Min. Secy  
 110001 नई दिल्ली / New Delhi

77

पवन अबरवाल / PAVAN ABRWAL  
 सलाहकार (शिक्षा) / Adviser (Education)  
 योजना आयोग / Planning Commission  
 भारत सरकार / Govt. of India  
 नई दिल्ली-01 / New Delhi-01



pattern of IITs and IIMs in the country and after further proceedings IITM was established in 1997. Over the years the institute has been providing highly respected Techno-Managers to the IT industry doing various techno-functional roles with e lan. The institute was accorded the status of deemed university in the year 2001.

**3. Ghani Khan Choudhary Institute of Engineering and Technology at Malda, West Bengal set up in 2008**

The institute will promote technical and vocational educational needs at the grass root levels in order to produce self-employed entrepreneurs to meet the local needs/requirements by utilizing the available local resources. The institute will be established on the modular teaching pattern of Saint Longowal Institute of Engineering and Technology (SLIET).

**4. Saint Longowal Institute of Engineering and Technology (SLIET) Longawal, Punjab**

The institute was established by Ministry Of Human Resource and Development (MHRD), Govt. of India in the year 1989 and was formally inaugurated on 20th December 1991. The institute is an autonomous body, fully funded by Govt. Of India and controlled by SLIET society, registered under Societies Registration Act, 1860. The institute awards its own Certificates, Diplomas, Undergraduate and Postgraduate approved and recognized by AICTE, New Delhi. Ph.D. programmes have also been started after it attaining status of Deemed to be University.

54 **5. Pandit Dwarka Prasad Mishra Indian Institute of Information Technology, Design**

Indian Institute of Information Technology, Design and Manufacturing (IIITDM) Jabalpur, one of the premier technical Institutes of the country, established by Ministry of Human Resource Development (MHRD), Government of India, is a Global Center of Excellence in engineering education and research by building itself as an Enterprise of Knowledge. The academic community including students, shaped with the unique creativity based on fundamental strong multidisciplinary academic skills, the capacity for a bold innovative thinking involving positive change and integrity of character, grounded in an active and resolutely pioneering spirit, shall be indulged in meaningful innovations based on a knowledge-based engineering approach.

  
**(Dr. Pitam Singh)**  
**Joint Adviser (HRD)**

**Shri J.K. Katyal, Director (PC)**

**PC U.O. No. H-11016/1/2011-HRD.**

**Dated the 26<sup>th</sup> April, 2012**



## Statement of Budget Estimate (SBE)- 2012-13

## Media Unit wise Position

(Rs. in Crore)

Ministry / Department : MINISTRY OF INFORMATION &amp; BROADCASTING

S. No.	Name of the Media units	Annual Plan 2010-11			Annual Plan 2011-12						Annual Plan 2011-12						Annual Plan 2012-13					
		ACTUAL EXPENDITURE			BUDGET ESTIMATE						REVISED ESTIMATE						BUDGET ESTIMATE					
A	Central Sector Scheme	GBS	IEBR	Total	Outlay Earmarked						Outlay Earmarked						Outlay Earmarked					
					GBS	IEBR	Total	North East	SCSP *	TSP*	GBS	IEBR	Total	North East	SCSP *	TSP*	GBS	IEBR	Total	North East	SCSP *	TSP*
[1]	[2]	[3]	[4]	[5]	[6]	[7]	[8]	[9]	[10]	[11]	[12]	[13]	[14]	[15]	[16]	[17]	[18]	[19]	[20]	[21]	[22]	[23]
II	<b>FILM SECTOR</b>																					
1	Films Division	40.05	0.00	40.05	74.01	0.00	74.01	0.70			59.50	0.00	59.50	0.70			3.90	0.00	3.90	0.00		
2	NFAI	9.99	0.00	9.99	20.00	0.00	20.00	0.00			20.00	0.00	20.00	0.00			5.00	0.00	5.00	0.00		
3	DFF	12.30	0.00	12.30	9.68	0.00	9.68	0.00			8.68	0.00	8.68	0.00			1.00	0.00	1.00	0.00		
4	CFSI	4.00	0.00	4.00	7.00	0.00	7.00	0.70			7.00	0.00	7.00	0.70			0.00	0.00	0.00	0.00		
5	CBFC	1.60	0.00	1.60	2.20	0.00	2.20	0.00			2.20	0.00	2.20	0.00			3.00	0.00	3.00	0.30		
6	National Film Development Corporation	17.99	0.00	17.99	20.83	0.00	20.83	0.00			16.37	0.00	16.67	0.00			0.00	0.00	0.00	0.00		
7	FTII, Pune	7.00	0.00	7.00	11.32	0.00	11.32	0.00			9.52	0.00	9.52	0.00			7.00	0.00	7.00	0.00		
8	SRFTI, Kolkata	7.00	0.00	7.00	7.00	0.00	7.00	0.00			8.80	0.00	8.80	0.00			15.00	0.00	15.00	0.00		
	<b>Total (1 to 8)</b>	<b>99.93</b>	<b>0.00</b>	<b>99.93</b>	<b>152.04</b>	<b>0.00</b>	<b>152.04</b>	<b>1.40</b>			<b>132.37</b>	<b>0.00</b>	<b>132.37</b>	<b>1.40</b>			<b>34.90</b>	<b>0.00</b>	<b>34.90</b>	<b>0.30</b>		
	<b>Main Sectt. Schemes</b>																					
9	Participation in Film Market in India and Abroad	1.75	0.00	1.75	4.20	0.00	4.20	0.00			4.20	0.00	4.20	0.00			0.00	0.00	0.00	0.00		
10	Setting up of National Centre of excellence for Animation, Gaming and Special Effects	0.15	0.00	0.15	2.00	0.00	2.00	0.00			2.00	0.00	2.00	0.00			1.00	0.00	1.00	0.00		
11	National Film Heritage Mission	0.00	0.00	0.00	5.00	0.00	5.00	0.00			0.50	0.00	0.50	0.00			20.00	0.00	20.00	0.00		
12	Promotion of Indian Cinema through Film Festivals and Film Markets in India and abroad	0.00	0.00	0.00	0.00	0.00	0.00	0.00			0.00	0.00	0.00	0.00			15.00	0.00	15.00	1.20		
13	Production of films and documentaries in various Indian languages	0.00	0.00	0.00	0.00	0.00	0.00	0.00			0.00	0.00	0.00	0.00			35.00	0.00	35.00	3.00		
14	Centenary Celebrations of Indian Cinema	0.00	0.00	0.00	0.00	0.00	0.00	0.00			0.00	0.00	0.00	0.00			3.00	0.00	3.00	0.00		
15	Anti-Piracy initiatives	0.00	0.00	0.00	0.00	0.00	0.00	0.00									0.10	0.00	0.10	0.00		
	<b>Total (Main Secretariat)</b>	<b>1.90</b>	<b>0.00</b>	<b>1.90</b>	<b>11.20</b>	<b>0.00</b>	<b>11.20</b>	<b>0.00</b>			<b>3.70</b>	<b>0.00</b>	<b>6.70</b>	<b>0.00</b>			<b>74.10</b>	<b>0.00</b>	<b>74.10</b>	<b>4.20</b>		
	<b>Total : Film Sector</b>	<b>101.83</b>	<b>0.00</b>	<b>101.83</b>	<b>163.24</b>	<b>0.00</b>	<b>163.24</b>	<b>1.40</b>			<b>139.07</b>	<b>0.00</b>	<b>139.07</b>	<b>1.40</b>			<b>109.00</b>	<b>0.00</b>	<b>109.00</b>	<b>4.50</b>		

(Signature with seal of authorized representative of Ministry/Department)

निर्मल सिंह / NIRMAL SINGH

वरिष्ठ आर्थिक सलाहकार

Sr. Economic Adviser

सूचना एवं प्रसारण मन्त्रालय

Min. of Information &amp; Broadcasting

भारत सरकार, नई दिल्ली

Govt. of India, New Delhi

81

(Signature with seal of authorized representative of Planning Commission)

आर. क. गुप्ता / R. K. Gupta

सलाहकार / Adviser

योजना आयोग / Planning Commission

भारत सरकार / Govt. of India

नई दिल्ली / New Delhi

Sl. No.	Schemes/ Programmes	Annual Plan 2010-11			Annual Plan 2011-12 (BE)						Annual Plan 2011-12 (Revised Estimate)						Annual Plan 2012-13						
		Actual Expenditure			Total			Outlay Earmarked			Total			Outlay Earmarked			Total			Outlay Earmarked			
		GBS	IEBR	Total	GBS	IEBR	Total	North East	SCSP	TSP	GBS	IEBR	Total	North East	SCSP	TSP	GBS	IEBR	Total	North East	SCSP	TSP	
1	2	3	4	5	6	7	8	9	10	11	12	13	14	15	16	17	18	19	20	21	22	23	24
(A)	<b>Central Sector Scheme(CS)</b>																						
a)	<b>Ongoing Schemes</b>																						
	<b>VILLAGE AND SMALL ENTERPRISES</b>																						
1	<b>HANDLOOMS</b>																						
	(i) Diversified Handloom Development Scheme	7.3	0	7.3	24.1	0	24.1	0	0	0	24.1	0	24.1	0	1	0.45	20.00	0.00	20.00	0.00	1.00	0.20	
	(ii) Handloom Weavers Comprehensive Welfare Scheme with the Components of - a) Health Insurance Scheme b) Mahatma Gandhi Bunkar Bima Yojanan	118.2	0	118.2	160	0	160	35	20	18	164	0	164	35	9.5	2	150.00	0.00	150.00	45.00	8.00	2.00	
	(iii) Mill Gate Price Scheme	65	0	65	55.6	0	55.6	0	0	0	55.6	0	55.6	0	5	2	385.00	0.00	385.00	35.00	19.50	6.10	
	<b>Sub Total (Handloom)</b>	<b>188.5</b>	<b>0</b>	<b>188.5</b>	<b>239.7</b>	<b>0</b>	<b>239.7</b>	<b>35</b>	<b>20</b>	<b>18</b>	<b>243.7</b>	<b>0</b>	<b>243.7</b>	<b>35</b>	<b>15.5</b>	<b>4.45</b>	<b>555.00</b>	<b>0</b>	<b>555.00</b>	<b>80.00</b>	<b>28.50</b>	<b>8.30</b>	
2	<b>HANDICRAFTS</b>																						
	(i) Design & Technical Upgradation Scheme	17.29	0	17.29	16	0	16	5	2	0.13	22	0	22	5	1.2	0.15	17.00	0.00	17.00	6.00	1.50	0.50	
	(ii) Baba Saheb Ambedkar Hastshilp Vikas Yojana (AHVY)	47.14	0	47.14	65	0	65	16	7.5	0.55	55	0	55	18	4.8	0.55	50.00	0.00	50.00	13.00	3.00	0.50	
	(iii) Marketing Support & Services & Export Promotion Scheme	53.51	0	53.51	65	0	65	16	7.5	0.55	60	0	60	16	4.7	0.55	50.00	0.00	50.00	9.50	2.50	0.40	
	(iv) Human Resource Development	16.26	0	16.26	17.75	0	17.75	4	2	0.13	17.75	0	17.75	4	1.2	0.11	18.00	0.00	18.00	3.00	1.50	0.30	
	(v) Research & Development	6.35	0	6.35	8.25	0	8.25	2	1	0.09	8.25	0	8.25	2	0.6	0.09	8.00	0.00	8.00	2.00	0.50	0.30	
	(vi) Handicraft Artisans Comprehensive Welfare Scheme	24.85	0	24.85	69	0	69	15.5	8	0.55	33.5	0	33.5	15.5	5	0.55	30.00	0.00	30.00	14.00	0.00	0.00	
	(vii) Infrastructure Project	0.08	0	0.08	4	0	4	1.5	0	0	4	0	4	1.5	0	0	3.00	0.00	3.00	0.50	0.00	0.00	
	(viii) Integrated Package for J&K				0		0				0	0	0	0	0		1.00	0.00	1.00	0.00	0.00	0.00	
	<b>Sub Total (Handicraft)</b>	<b>165.48</b>	<b>0</b>	<b>165.48</b>	<b>245</b>	<b>0</b>	<b>245</b>	<b>60</b>	<b>28</b>	<b>2</b>	<b>200.5</b>	<b>0</b>	<b>200.5</b>	<b>60</b>	<b>17.5</b>	<b>2</b>	<b>177.00</b>	<b>0</b>	<b>177.00</b>	<b>48.00</b>	<b>9.00</b>	<b>2.00</b>	
3	<b>SERICULTURE</b>																						
	Grants towards administrative expenses (i) Research & Development, Training, Transfer of Technology & IT Initiatives (ii) Seed Organisation (iii) Human Resource Development (iv) Quality Certification Systems	45	0	45	60	0	60	15	0	0	60	0	60	15	0	0	55.9	0	55.90	14.18	0	0	
	<b>Sub Total (Sericulture)</b>	<b>45</b>	<b>0</b>	<b>45</b>	<b>60</b>	<b>0</b>	<b>60</b>	<b>15</b>	<b>0</b>	<b>0</b>	<b>60</b>	<b>0</b>	<b>60</b>	<b>15</b>	<b>0</b>	<b>0</b>	<b>55.9</b>	<b>0</b>	<b>55.90</b>	<b>14.18</b>	<b>0</b>	<b>0</b>	

58  
37

56

-33-

Office of the Development Commissioner (Handicrafts)

(P&R Section)

F.No. K.12012/7/17/2006-P&R / 7108

Dated 30<sup>th</sup> April 2012.

Subject : Information for Lok Sabha Provisional Admitted Starred Question Dy. No.18976 for answer on 02.05.2012, raised by shri Yashwant Sinha, MP regarding Schemes named after eminent personalities.

Planning Commission may please refer to their letter No. H-11016/21/2012-PC dated 24.04.2012 addressed to Secretary (Textiles) seeking information on the above mentioned subject. As such Office of the Development Commissioner (Handicrafts) is concerned, the point-wise reply is as under :

question	Reply
(a) What is the total number of schemes run by the Government of India which are named after individual personalities ?	(a & b) There is only one scheme i.e. <del>Baba Saheb Ambedkar</del> <b>Hastshilp Vikas Yojana</b> run by the Government of India which is named after Late Dr. Bhim Rao Ambedkar in the year 2001 for the Integrated Development of Handicrafts Cluster. Moreover under one component of <b>Marketing Support Services Scheme</b> there is a programme named <del>Gandhi Shilp Bazaar</del> introduced in 2006 with a view to provide direct Marketing facility to the artisans and also under Handicrafts Artisans Comprehensive Welfare Scheme under one of its component there is a scheme of <b>Rajiv Gandhi Shilp Swasthya Bima Yojana (RGSSBY)</b> for insurance coverage of artisans and the same was introduced in 2006-07.
(b) The list of such schemes personality - wise including the year in which the scheme was started.	

(V.P. Phakur)  
Sr. Assistant Director (P&R)

To,

Shri J.K. Katyal,  
Director (PC),  
Planning Commission  
Plan Coordination Division  
Yojana Bhawan,  
New Delhi

EO (PC)  
2/5

Planning Commission  
(Plan Coordination & Management Division)

---


Sub: Application under RTI Act from **Mr. I. Nicholas (RTI Activist)**, Post Box-15, Head Post Office-1,953/1, Madhavpuram, Delhi Road, Meerut-250002.

Reference is drawn to Right to Information Cell's reference No. RTI-1401(10)/2010-Soochna Dwar dated 28.05.2012 enclosing the application of **Mr. I. Nicholas** seeking information under RTI Act.

2. In this regard, a copy of the Lok Sabha Question No. 5518 dated 9.5.20122 replied by Planning Commission is enclosed for ready reference.

3. It is stated that the information was collected specifically for the Question and obtained from the Ministries concerned responsible for monitoring/implementing the schemes and Planning Commission is not custodian of the information. The detailed guidelines and other financial details scheme wise may be obtained from the Ministries concerned.

**Encl: as above**

  
(J. K. Katyal)  
Director(PCMD)

**ACPIO, Planning Commission**

---

PC & M Division U.O. No. No. A-35011/1/2011-PC dated 29-05-2012

**GOVERNMENT OF INDIA  
MINISTRY OF PLANNING**

**LOK SABHA  
UNSTARRED QUESTION NO.5518  
TO BE ANSWERED ON 9.5.2012**

**NAME OF SCHEMES AFTER EMINENT PERSONALITIES**

5518. SHRI YASHWANT SINHA:

Will the PRIME MINISTER be pleased to state:

- (a) the total number of schemes run by the Government which are named after Individual personalities; and
- (b) the list of such schemes, personality-wise including the year in which the scheme was started?

**ANSWER**

**MINISTER OF STATE FOR PLANNING, SCIENCE & TECHNOLOGY  
AND EARTH SCIENCES**

**(DR. ASHWANI KUMAR)**

- (a) to (b): The Ministry wise details of 58 schemes run by the Government, named after eminent personalities, as available with the Planning Commission, is given in the Annexure.

भारत सरकार  
योजना मंत्रालय

लोक सभा  
अतारांकित प्रश्न संख्या 5518  
दिनांक 9 मई, 2012 को उत्तर देने के लिए

प्रख्यात व्यक्तित्वों के नाम पर योजनाओं का नाम रखना

5518. श्री यशवंत सिन्हा :

क्या प्रधान मंत्री यह बताने की कृपा करेंगे कि :

- (क) सरकार द्वारा प्रख्यात व्यक्तियों के नाम से चलायी गई योजनाओं की कुल संख्या कितनी है; और
- (ख) ऐसी योजनाओं की प्रारंभ-वर्ष सहित व्यक्तित्व-वार सूची क्या है?

उत्तर

राज्य मंत्री योजना, विज्ञान और प्रौद्योगिकी तथा पृथ्वी विज्ञान मंत्रालय  
(डॉ० अश्वनी कुमार)

(क) से (ख) : सरकार द्वारा संचालित 58 स्कीमों, जो प्रख्यात व्यक्तियों के नाम से हैं, का मंत्रालयवार ब्यौरा जैसे कि योजना आयोग के पास उपलब्ध है, उन्हें परिशिष्ट पर दर्शाया गया है।

**Annexure**

**LOK SABHA UNSTARRED QUESTION NO. 5518 FOR 9.5.2012, RAISED BY SHRI YASHWANT SINHA, REGARDING NAME OF SCHEMES AFTER EMINENT PERSONALITIES**

<b>List of Schemes run by the Government, named after Eminent Personalities</b>			
<b>S.No.</b>	<b>Scheme Names</b>	<b>Ministry / Department</b>	<b>Year of Inception</b>
1.	Indira Gandhi Rashtriya Uran Akademi	Ministry of Civil Aviation	1985
2.	Indira Gandhi Rashtriya Manav Sangrahalaya	Ministry of Culture	1977 (Renamed in 1993)
3.	Khuda Bakhsh Oriental Public Library	Ministry of Culture	1969
4.	Raja Ram Mohan Roy Library Foundation	Ministry of Culture	1972
5.	Indira Gandhi National Centre for Arts	Ministry of Culture	1987
6.	Gandhi Smriti and Darshan Samiti	Ministry of Culture	1984
7.	Nehru Memorial and Library	Ministry of Culture	1966
8.	Maulana Abdul Kalam Azad Institute of Asian Studies	Ministry of Culture	1993
9.	150th Birthday Anniversary of Rabindranath Tagore	Ministry of Culture	2010
10.	150th Birthday Anniversary of Swami Vivekananda	Ministry of Culture	2010
11.	Birth Centenary of Shri Lal Bahadur Shastri	Ministry of Culture	2010
12.	National Gandhi Heritage Mission	Ministry of Culture	2008
13.	Jawaharlal Nehru National Urban Renewal Mission (JNNURM)	Ministry of Housing and Urban Development	2005
14.	Rajiv Awaas Yojana (RAY)	Ministry of Housing and Urban Development	2011
15.	Dr. Zakir Hussain Memorial Trust	Department of Higher Education	1973
16.	Maharishi Sandipini Rashtriya Ved Vidya Pratisthan, Ujjain	Department of Higher Education	1987
17.	Rajiv Gandhi Udyami Mitra Yojana (RGUMY)	Ministry of Micro, Small and Medium Enterprises	2008
18.	Grants-in-aid to Maulana Azad Education Foundation	Ministry of Minority Affairs	1989
19.	Maulana Azad National Fellowship for Minority students	Ministry of Minority Affairs	2009-10
20.	Rajiv Gandhi Panchayat Sashaktikaran Abhiyan (RGPSA)	Ministry of Panchayat Raj	2012

प्रख्यात व्यक्तित्वों के नाम पर योजनाओं के नाम के संबंध में श्री यशवंत सिन्हा द्वारा पूछे जाने वाले लोक सभा अतारांकित प्रश्न संख्या 5518 दिनांक 09.05.2012 के संबंध में

प्रख्यात व्यक्तियों के नाम से सरकार द्वारा संचालित स्कीमों की सूची			
क्र सं.	स्कीम का नाम	मंत्रालय/विभाग	शुरू करने का वर्ष
1.	इंदिरा गांधी राष्ट्रीय उड़ान अकादमी	नागर विमानन मंत्रालय	1985
2.	इंदिरा गांधी राष्ट्रीय मानव संग्रहालय	संस्कृति मंत्रालय	1977 ( 1993 में नया नाम दिया गया )
3.	खुदाबख्श ओरिएंटल पब्लिक लाइब्रेरी	संस्कृति मंत्रालय	1969
4.	राजाराम मोहन रॉय पुस्तकालय फाउन्डेशन	संस्कृति मंत्रालय	1972
5.	इंदिरा गांधी राष्ट्रीय कला केंद्र	संस्कृति मंत्रालय	1987
6.	गांधी स्मृति एवं दर्शन समिति	संस्कृति मंत्रालय	1984
7.	नेहरू मेमोरियल एवं पुस्तकालय	संस्कृति मंत्रालय	1966
8.	एशियन अध्ययन हेतु मौलाना अब्दुल कलाम आजाद संस्थान	संस्कृति मंत्रालय	1993
9.	रविन्द्र नाथ टैगोर 150वीं जयंती	संस्कृति मंत्रालय	2010
10.	स्वामी विवेकानंद की 150वीं जयंती	संस्कृति मंत्रालय	2010
11.	श्री लाल बहादुर शास्त्री की जन्म शताब्दी	संस्कृति मंत्रालय	2010
12.	राष्ट्रीय गांधी विरासत मिशन	संस्कृति मंत्रालय	2008
13.	जवाहर लाल नेहरू राष्ट्रीय शहरी एवं नवीकरणीय मिशन (जेएनएनयूआरएम)	आवास और शहरी विकास मंत्रालय	2005
14.	राजीव आवास योजना (आरएवाई)	आवास और शहरी विकास मंत्रालय	2011
15.	डॉ० जाकिर हुसैन मेमोरियल ट्रस्ट	उच्च शिक्षा विभाग	1973
16.	महर्षि संदीपनी राष्ट्रीय वेद विद्या प्रतिष्ठान, उज्जैन	उच्च शिक्षा विभाग	1987
17.	राजीव गांधी उद्यमी मित्र योजना (आरजीयूएमवाई)	सूक्ष्म, लघु और मध्यम उद्यम मंत्रालय	2008
18.	मौलाना आजाद शिक्षा प्रतिष्ठान को सहायता अनुदान	अल्पसंख्यक कार्य मंत्रालय	1989
19.	अल्पसंख्यक छात्रों के लिए मौलाना आजाद राष्ट्रीय फ़ैलोशिप	अल्पसंख्यक कार्य मंत्रालय	2009-10
20.	राजीव गांधी पंचायत सशक्तीकरण अभियान (आरजीपीएसए)	पंचायती राज मंत्रालय	2012
21.	लाल बहादुर शास्त्री राष्ट्रीय प्रशासन अकादमी में अवसंरचना सुधार और जरूरी सुविधाओं का क्रमोन्नयन (एलवीएसएनएए)	कार्मिक लोक शिक्षा और पेंशन मंत्रालय	1959



21.	Improvement of Infrastructure and Upgradation of Essential Facilities at Lal Bahadur Shastri National Academy of Administration (LBSNAA)	Ministry of Personnel, Public Grievances and Pensions	1959
22.	Rajiv Gandhi Institute of Petroleum Technology (RGIT)	Ministry of Petroleum and Natural Gas	2007
23.	Rajiv Gandhi Grameen Vidyutikaran Yojana (RGGVY)	Ministry of Power	2005
24.	Mahatma Gandhi National Rural Employment Guarantee Act (MGNREGA)	Department of Rural Development	2005-06
25.	Indira Awas Yojana (IAY)	Department of Rural Development	1985-86
26.	Indira Gandhi National Old Age Pension Scheme (IGNOAPS)	Department of Rural Development	2007
27.	Indira Gandhi National Widow Pension Scheme (IGNWPS)	Department of Rural Development	2009
28.	Indira Gandhi National Disability Pension Scheme (IGNDPS)	Department of Rural Development	2009
29.	Rajiv Gandhi National Fellowships for SC students	Ministry of Social Justice and Empowerment	2005-06
30.	Dr. B.R. Ambedkar Foundation	Ministry of Social Justice and Empowerment	1992
31.	Dr. B.R. Ambedkar Centre for Social Justice	Ministry of Social Justice and Empowerment	2008
32.	Deendayal Disabled Rehabilitation Scheme	Ministry of Social Justice and Empowerment	1999 (Renamed in 2003)
33.	Development of Dr. Ambedkar National Memorial Centre	Ministry of Social Justice and Empowerment	2003
34.	Rajiv Gandhi National Fellowships for PWD's	Ministry of Social Justice and Empowerment	2005-06
35.	Babu Jagjivan Ram Chhatravas Yojana	Ministry of Social Justice and Empowerment	1989-90 (Renamed in 2008)
36.	Rajiv Gandhi National Fellowships for OBC's students	Ministry of Social Justice and Empowerment	2012-13
37.	Mahatma Gandhi Bunkar Bima Yojana	Ministry of Textiles	2005-06
38.	Sardar Patel Institute of Textile Management (SVPITM), Coimbatore.	Ministry of Textiles	2002
39.	Deen Dayal Hathkargha Yojana (For Handloom Weavers)	Ministry of Textiles	2000-01 (continued till the end of 10 <sup>th</sup> Plan)
40.	Rajiv Gandhi National Fellowships for ST students	Ministry of Tribal Affairs	2005-06
41.	Rajiv Gandhi National Ground Water Training & Research Institute (RGI)	Ministry of Water Resources	1997

2007	मंत्रालय	पर्यावरण और प्राकृतिक सौख्य (आरजीआईपीटी)	राज्यीय गांधी पर्यावरण प्रतियोगिता	2007
2005	विद्युत मंत्रालय	राज्यीय गांधी ग्रामीण विद्युतीकरण योजना (आरजीजीवाई)		2005
2005-06	ग्रामीण विकास विभाग	महत्वा गांधी राज्यीय ग्रामीण रोजगार गारंटी अधिनियम (एमजीएनआरईजीए)		2005-06
1985-86	ग्रामीण विकास विभाग	इंदिरा आवास योजना (आईएवाई)		1985-86
2007	ग्रामीण विकास विभाग	इंदिरा गांधी राज्यीय वृद्धावस्था पेंशन स्कीम (आरजीएनआपीएस)		2007
2009	ग्रामीण विकास विभाग	इंदिरा गांधी राज्यीय विधवा पेंशन स्कीम (आईजीएनडब्ल्यूपीएस)		2009
2009	ग्रामीण विकास विभाग	इंदिरा गांधी राज्यीय विकलांगता पेंशन स्कीम (आरजीएनडीपीएस)		2009
2005-06	सामाजिक न्याय एवं अधिकारिता मंत्रालय	अनुसूचित जाति के विद्यार्थियों के लिए राज्यीय फेलोशिप		2005-06
1992	सामाजिक न्याय एवं अधिकारिता मंत्रालय	डॉ. बी.आर. अम्बेडकर फाउन्डेशन		1992
2008	सामाजिक न्याय एवं अधिकारिता मंत्रालय	डॉ. बी.आर. अम्बेडकर सामाजिक न्याय केंद्र		2008
1999	सामाजिक न्याय एवं अधिकारिता मंत्रालय	दीनदयाल विकलांग पुनर्वास स्कीम		1999
2003	सामाजिक न्याय एवं अधिकारिता मंत्रालय	डॉ. अम्बेडकर राज्यीय मॉडियल केंद्र का विकास		2003
2005-06	सामाजिक न्याय एवं अधिकारिता मंत्रालय	पीडब्ल्यूडी (व) के लिए राज्यीय गांधी राज्यीय फेलोशिप		2005-06
1989-90	सामाजिक न्याय एवं अधिकारिता मंत्रालय	बाबू जनजीवन राम छात्रावास योजना		1989-90
2012-13	सामाजिक न्याय एवं अधिकारिता मंत्रालय	ओबीसी छात्रों के लिए राज्यीय गांधी राज्यीय फेलोशिप		2012-13
2005-06	कपड़ा मंत्रालय	महत्वा गांधी बुनकर बीमा योजना		2005-06
2002	कपड़ा मंत्रालय	सरदार पटेल वस्त्र प्रबंधन संस्थान		2002
2000-01	कपड़ा मंत्रालय	दीनदयाल इष्टकरवा योजना (इष्टकरवा बुनकरों के लिए)		2000-01
2005-06	जनजातीय कार्य मंत्रालय	अनुसूचित जनजाति के छात्रों के लिए राज्यीय गांधी राज्यीय फेलोशिप		2005-06

42.	Rajiv Gandhi National Drinking Water Mission (under National Rural Drinking Water Programme)	Ministry of Drinking Water & Sanitation	1970
43.	Rajiv Gandhi Creche Scheme	Ministry of Women and Child Development	2006
44.	Rajiv Gandhi Scheme for Empowerment of Adolescent Girls (RGSEAG) - SABLA	Ministry of Women and Child Development	2009 (Renamed in 2011)
45.	Indira Gandhi Matritva Sahyog Yojana (IGMSY) - A Conditional Maternity Benefit Scheme	Ministry of Women and Child Development	2009
46.	Rajiv Gandhi National Institute of Youth Development	Department of Youth Affairs	1993
47.	Nehru Yuva Kendra Sangathan	Department of Youth Affairs	1972
48.	Laxmibai National Institute of Physical Education, Gwalior	Department of Sports	1957
49.	Rajiv Gandhi Khel Ratna Award	Department of Sports	1991-92
50.	Kasturba Gandhi Balika Vidyalayas (KGBVs)	Ministry of Human Resource Development	2004
51.	Atal Bihari Vajpayee Indian Institute of Information Technology & Management	Ministry of Human Resource Development	1997
52.	Ghani Khan Choudhary Institute of Engineering and Technology at Malda, West Bengal	Ministry of Human Resource Development	2008
53.	Sant Longowal Institute of Engineering and Technology (SLIET)	Ministry of Human Resource Development	1989
54.	Pandit Dwaraka Prasad Mishra Indian Institute of Technology, Design	Ministry of Human Resource Development	2005
55.	Satyajit Ray Film and Television Institute, Kolkata	Ministry of Information & Broadcasting	1995
56.	Baba Saheb Ambedkar Hastshilp Vikas Yojna	Office of the Development Commissioner (Handicrafts)	2001-02
57.	Gandhi Shilp Bazar	Office of the Development Commissioner (Handicrafts)	2006
58.	Rajiv Gandhi Shilp Swasthya Bima Yojana	Office of the Development Commissioner (Handicrafts)	2007-08

41.	राजीव गांधी राष्ट्रीय भू-जल प्रशिक्षण एवं अनुसंधान संस्थान (आरजीआई)	जल संसाधन मंत्रालय	1997
42.	राजीव गांधी राष्ट्रीय पेयजल मिशन (राष्ट्रीय ग्रामीण पेयजल कार्यक्रम के अंतर्गत)	पेयजल और स्वच्छता मंत्रालय	1970
43.	राजीव गांधी क्रेच स्कीम	महिला और बाल विकास मंत्रालय	2006
44.	किशोरियों के सशक्तीकरण के लिए राजीव गांधी योजना (आरजीएसईएजी), सबला	महिला और बाल विकास मंत्रालय	2009 (2011 में नया नाम दिया गया)
45.	इंदिरा गांधी मातृत्व सहयोग योजना (आईजीएमएसवाई)-सशर्त मातृत्व लाभ स्कीम	महिला और बाल विकास मंत्रालय	2009
46.	राजीव गांधी राष्ट्रीय युवा विकास संस्थान	युवा मामले विभाग	1993
47.	नेहरू युवा केंद्र संगठन	युवा मामले विभाग	1972
48.	लक्ष्मीवाई राष्ट्रीय शारीरिक शिक्षा संस्थान, ग्वालियर	खेल कूद विभाग	1957
49.	राजीव गांधी खेल रत्न पुरस्कार	खेल कूद विभाग	1991-92
50.	कस्तुरबा गांधी बालिका विद्यालय (केजीबीवी)	मानव संसाधन विकास मंत्रालय	2004
51.	अटल बिहारी वाजपेयी भारतीय सूचना प्रौद्योगिकी एवं प्रबंधन संस्थान	मानव संसाधन विकास मंत्रालय	1997
52.	घनी खान चौधरी इंजीनियरिंग एवं प्रौद्योगिकी संस्थान, मालदा पश्चिम बंगाल	मानव संसाधन विकास मंत्रालय	2008
53.	संत लोंगोवाल इंजीनियरिंग एवं प्रौद्योगिकी संस्थान (एसएलआईटी)	मानव संसाधन विकास मंत्रालय	1989
54.	पंडित द्वारिका प्रसाद मिश्र भारतीय प्रौद्योगिकी, डिजाइन संस्थान	मानव संसाधन विकास मंत्रालय	2005
55.	सत्यजीत रे फिल्म एवं टेलीविजन संस्थान, कोलकाता	सूचना और प्रसारण मंत्रालय	1995
56.	बाबा साहेब अम्बेडकर हस्तशिल्प विकास योजना	विकास आयुक्त का कार्यालय (हथकरघा)	2001-02
57.	गांधी शिल्प बाजार	विकास आयुक्त का कार्यालय (हथकरघा)	2006
58.	राजीव गांधी शिल्प स्वास्थ्य बीमा योजना	विकास आयुक्त का कार्यालय (हथकरघा)	2007-08

5518

42.	Rajiv Gandhi National Drinking Water Mission (under National Rural Drinking Water Programme)	Ministry of Drinking Water & Sanitation	1970
43.	Rajiv Gandhi Creche Scheme	Ministry of Women and Child Development	2006
44.	Rajiv Gandhi Scheme for Empowerment of Adolescent Girls (RGSEAG) - SABLA	Ministry of Women and Child Development	2009 (Renamed in 2011)
45.	Indira Gandhi Matritva Sahyog Yojana (IGMSY) - A Conditional Maternity Benefit Scheme	Ministry of Women and Child Development	2009
46.	Rajiv Gandhi National Institute of Youth Development	Department of Youth Affairs	1993
47.	Nehru Yuva Kendra Sangathan	Department of Youth Affairs	1972
48.	Laxmibai National Institute of Physical Education, Gwalior	Department of Sports	1957
49.	Rajiv Gandhi Khel Ratna Award	Department of Sports	1991-92
50.	Kasturba Gandhi Balika Vidyalayas (KGBVs)	Ministry of Human Resource Development	2004
51.	Atal Bihari Vajpayee Indian Institute of Information Technology & Management	Ministry of Human Resource Development	1997
52.	Ghani Khan Choudhary Institute of Engineering and Technology at Malda, West Bengal	Ministry of Human Resource Development	2008
53.	Sant Longowal Institute of Engineering and Technology (SLIET)	Ministry of Human Resource Development	1989
54.	Pandit Dwaraka Prasad Mishra Indian Institute of Technology, Design	Ministry of Human Resource Development	2005
55.	Satyajit Ray Film and Television Institute, Kolkata	Ministry of Information & Broadcasting	1995
56.	Baba Saheb Ambedkar Hastshilp Vikas Yojna	Office of the Development Commissioner (Handicrafts)	2001-02
57.	Gandhi Shilp Bazar	Office of the Development Commissioner (Handicrafts)	2006
58.	Rajiv Gandhi Shilp Swasthya Bima Yojana	Office of the Development Commissioner (Handicrafts)	2007-08

41.	राजीव गांधी राष्ट्रीय भू-जल प्रशिक्षण एवं अनुसंधान संस्थान (आरजीआई)	जल संसाधन मंत्रालय	1997
42.	राजीव गांधी राष्ट्रीय पंचजल मिशन (राष्ट्रीय ग्रामीण पंचजल कार्यक्रम के अंतर्गत)	पंचजल और स्वच्छता मंत्रालय	1970
43.	राजीव गांधी कैंच स्कीम	महिला और बाल विकास मंत्रालय	2006
44.	किशोरियों के सशक्तिकरण के लिए राजीव गांधी योजना (आरजीएसईएजी), सबला	मंत्रालय	2009
45.	ईदिय राजीव गांधी मातृत्व सहयोग योजना (आईएएमएसवाई)-सशक्त मातृत्व लाभ स्कीम	महिला और बाल विकास मंत्रालय	2009
46.	राजीव गांधी राष्ट्रीय युवा विकास संस्थान	युवा मामले विभाग	1993
47.	नेहरू युवा केंद्र संगठन	युवा मामले विभाग	1972
48.	लक्ष्मीवाडी राष्ट्रीय शारीरिक शिक्षा संस्थान, ग्वालियर	खेल केंद्र विभाग	1957
49.	राजीव गांधी खेल रत्न पुरस्कार	खेल केंद्र विभाग	1991-92
50.	कस्तूरबा गांधी बालिका विद्यालय (कजीबीबी)	मानव संसाधन विकास मंत्रालय	2004
51.	अटल बिहारी वाजपेयी भारतीय सूचना प्रौद्योगिकी एवं प्रबंधन संस्थान	मानव संसाधन विकास मंत्रालय	1997
52.	एनी बानु चौधरी इंजीनियरिंग एवं प्रौद्योगिकी संस्थान, मालदा पश्चिम बंगाल	मानव संसाधन विकास मंत्रालय	2008
53.	संत लंगोवाल इंजीनियरिंग एवं प्रौद्योगिकी संस्थान (एसएलआईईटी)	मानव संसाधन विकास मंत्रालय	1989
54.	पंडित दारिका प्रसाद मिश्र भारतीय प्रौद्योगिकी, डिजाइन संस्थान	मानव संसाधन विकास मंत्रालय	2005
55.	सत्यजीत रे फिल्म एवं टेलीविजन संस्थान, कोलकाता	सूचना और प्रसारण मंत्रालय	1995
56.	बाबा साहेब अम्बेडकर इंस्टीट्यूट ऑफ विकास योजना	विकास आर्युक्त का कार्यालय (इथाकस्था)	2001-02
57.	गांधी शिल्प बाजार	विकास आर्युक्त का कार्यालय (इथाकस्था)	2006
58.	राजीव गांधी शिल्प स्वास्थ्य बीमा योजना	विकास आर्युक्त का कार्यालय (इथाकस्था)	2007-08

5518